

City of Columbus, Ohio
Division of Police



2017
Patrol Redistricting
Proposal

2017 Patrol Redistricting Proposal

Table of Contents

2017 Patrol Redistricting Report (Cmd. Cameron)

Proposed 5 – Zone Mid-watch District Map

Report – 2016 Minutes Busy on Dispatched Calls for Service (Ms. Waugh)

Report – 2016 Minutes Busy Normalized by Cruiser District (Ms. Waugh)

2017 Patrol Redistricting 5 –Zone Plan (Ms. Waugh)

5 – Zone 990 Plan Staffing Chart

5 – Zone 990 Plan Staffing Analysis

5 – Zone 972 Plan Staffing Chart

5 – Zone @-Current Model Staffing Chart

5 – Zone 950 Plan Staffing Chart

5 – Zone Sample Displacement Roster

2017 Patrol Redistricting 6 – Zone Plan (Ms. Waugh)

6 – Zone 990 Plan Staffing Chart

6 – Zone 990 Plan Service Demand Analysis

6 – Zone 990 Plan Staffing Analysis

6 – Zone 972 Plan Staffing Chart

6 – Zone @ Current Model Staffing Chart

6 – Zone 950 Plan Staffing Chart

6 – Zone Sample Displacement Roster

Communications Report – Support for 6 Zones (Lt. Dopp)

City of Columbus, Ohio
Division of Police



Executive Report

DIVISION OF POLICE

Intra-Divisional

March 2, 2017

TO: Kim Jacobs, Chief of Police
FROM: Commander Gary Cameron #5030, Patrol Zone 1
SUBJECT: 2017 Patrol Redistricting

Ma'am:

Attached you will find two redistricting plans with various options; a 5-Zone plan and a 6-Zone plan. At the foundation of both plans is the analysis of 2016 CAD calls for service data and the need for 10 additional cruiser districts. Both are also built upon an increased need for Patrol staffing but offer alternatives to meet staffing goals. All five Patrol Commanders along with 2 previous Patrol Commanders have vetted the process and provided feedback.

Problem Identification:

Crime trends and gentrification within the community and over time have significantly changed the service demand upon the Division. As we witness the rebirth of the Near East and Short North communities ravaged by the crack-cocaine epidemic in the 1990's, we now see changes for the worse to the Far West and South. Meanwhile, the entire northern cap of the City continues to grow spurred on by significant economic investment. Simply said, the policing services we provided yesterday must change to meet today's needs.

Cmd. Hyland has been an out-spoken advocate for change. He knows firsthand the impact opiate addiction has had on the West and Far West side (Patrol Zone 3). Drug related crime on Zone 3 is far beyond anything we've experienced in the past four decades. Service demand on Zone 3 is 29% higher yet the zone is policed with the same number of personnel. This equates to shortage of 25-30 officers while other zones seemingly have too many officers.

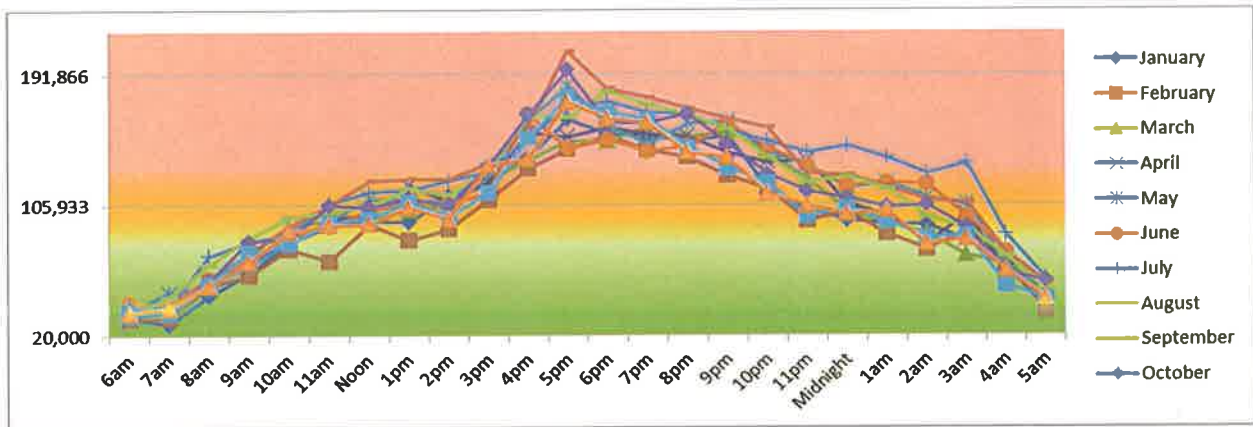
The same can be said for the South and Far East sides (Patrol Zone 2). In 2016, Zone 2 led the City in service demand (nearly 30% higher than Zone 5) yet they have fewer officers. Zone 2 is also expanding geographically which will continue to exacerbate staffing inadequacies.

Both Zones 2 and 3 are classic examples of how crime trends and gentrification impact police services. There is an identifiable need to assign more officers to these areas while we can argue how and where to find them. To be certain, it is imperative that the Division use the best set(s) of data in support of a new staffing model.

Kim Jacobs, Chief of Police
 March 2, 2017
 Page Two

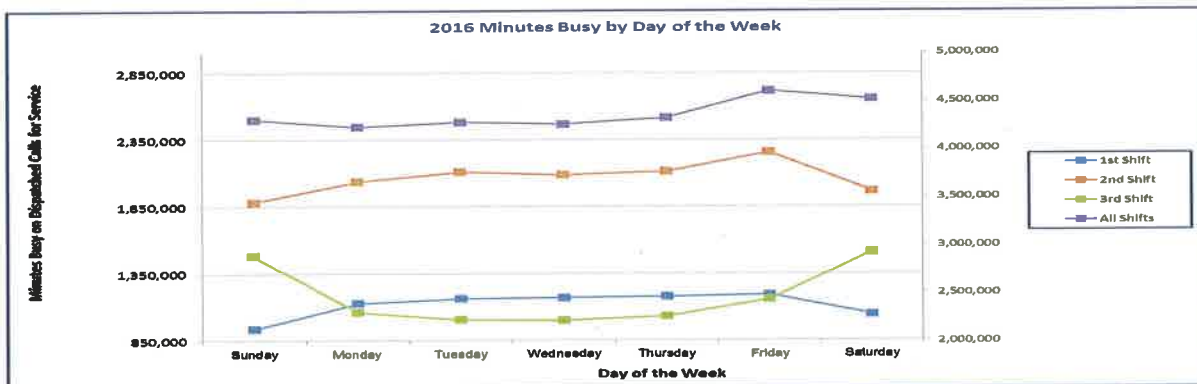
Service Demand:

Every effort was made to find a data set, hereafter known as *service demand*, which is consistently measurable across each Patrol zone. The term *service demand* is used synonymously with responding to calls for police service minus administrative police functions that tend to skew such data. Service demand was then converted into minutes busy by call location and time of day, i.e. the total time responding units spent marked busy on the call for service. You will find in the report generated by Ms. Waugh, a complete explanation on what is or is not within the data set. Below is that measure of time by month and time of day.



Clearly we can see that peak service demand hours start about 12pm and subside at 3am. The service demand apex occurs between 4pm and 9pm. There is a distinct artificial dip in service demand during the 1st-2nd shift changeover period. This service demand data is consistent with our experience and common perceptions.

A Patrol staffing model must also take into account service demand by days of the week. The chart below depicts service demand by shift across days of the week.



Normalization:

The *normalization* standard is the amount of service demand desired for each CD as it relates to an officer's shift. While there is no genuine industry standard, many agencies accept the theory of thirds; one-third of shift spent on service demand, one-third of shift spent on administrative duties (includes leave time, training, etc) and one-third of shift spent preventing crime and self-initiated enforcement. A one-third standard, 2 hours 40 minutes dedicated to service demand, has practical application but is difficult to promote publicly. Furthermore, testing of the one-third standard did not conform to the commonly held beliefs within Patrol, i.e. certain areas are too busy and others too slow. We've arrived at a new normalization standard through the testing of a hypothesis; CD's on 9, 10, 13 and 19 Precincts are too busy and several CD's across Zones 4 and 5 are too slow. Testing was repeated until a normalization standard proved the hypothesis to be true;

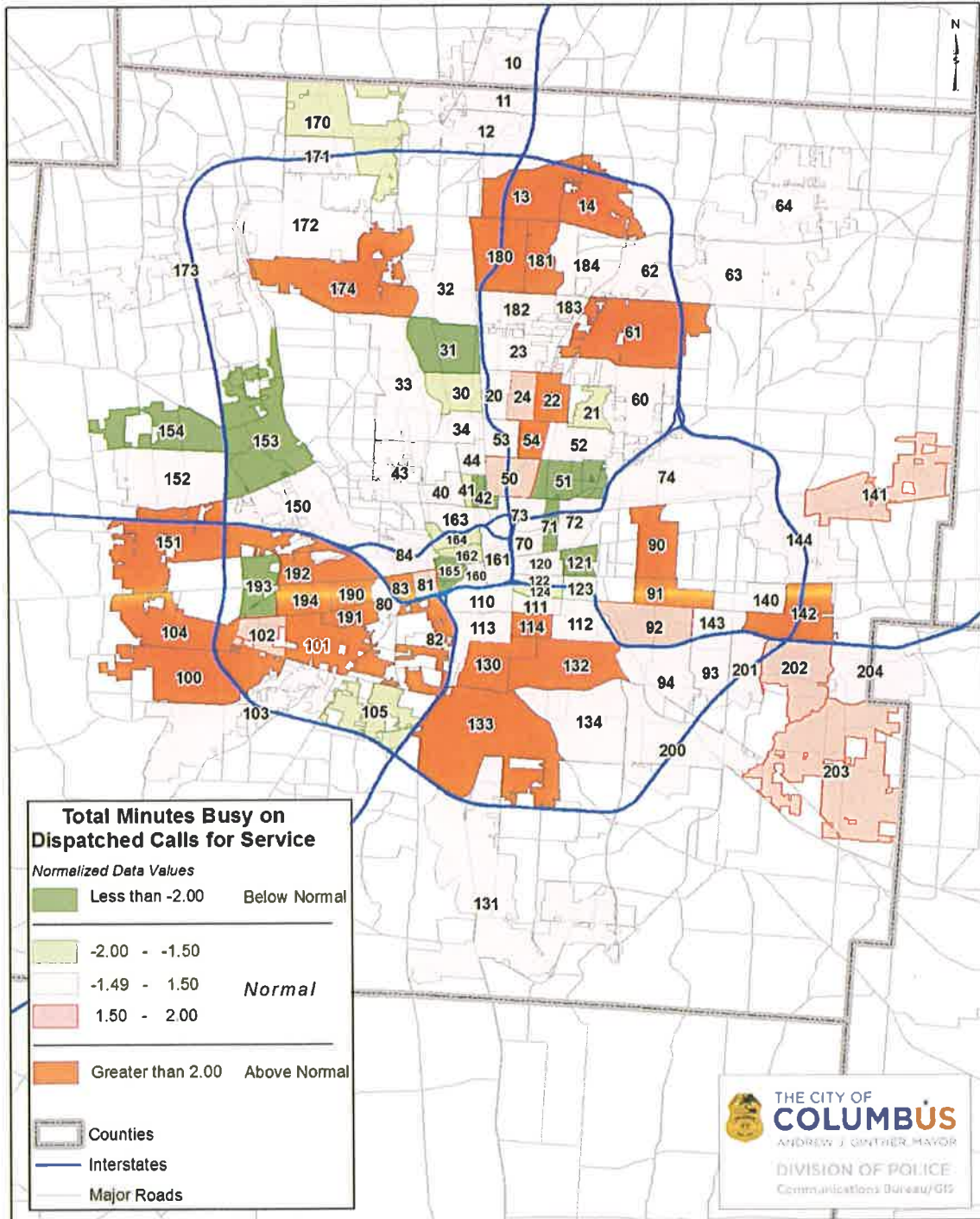
- Normalization Standard = 3 hours 45 minutes per shift spent on service demand per cruiser district (CD)
- Statistical Normal Range = 2 hours 10 minutes to 5 hours 50 minutes per shift

Using CAD data from last year, which provides a service demand footprint for each cruiser district by time of day, we've evaluated each of the existing 102 cruiser districts against the normalization standard. Attempts to apply the standard to shifts failed to produce a balanced cruiser district design; 2nd shift required twice as many districts as before creating an inverse imbalance on 1st and 3rd shifts. Thus, each cruiser district was tested against the normalization standard using the entire 24-hour period. As for the imbalance that exists on 2nd shift, the application of Mid-Watch units has proven effective and will continue.

The evaluation process then sought to modify CD's which tested as outliers. Generally, changes to existing CD boundaries based upon heat-mapping of minutes produced adequate results. However, certain areas of the City, especially on 9, 10, 13 and 19 Precincts, required additional CD's based solely on the service demand totals. Several CD's on Zones 4 & 5 tested slow allowing us to combine districts. After four rounds of evaluation and testing, every cruiser district depicted on the following map is within the normal standard excepting for 131 CD which is too geographically large and abnormal. Through the normalization process we've met two goals; ensuring that existing staffing is deployed to the areas where they are most needed and a statistical measure of the overall staffing needs for Patrol.

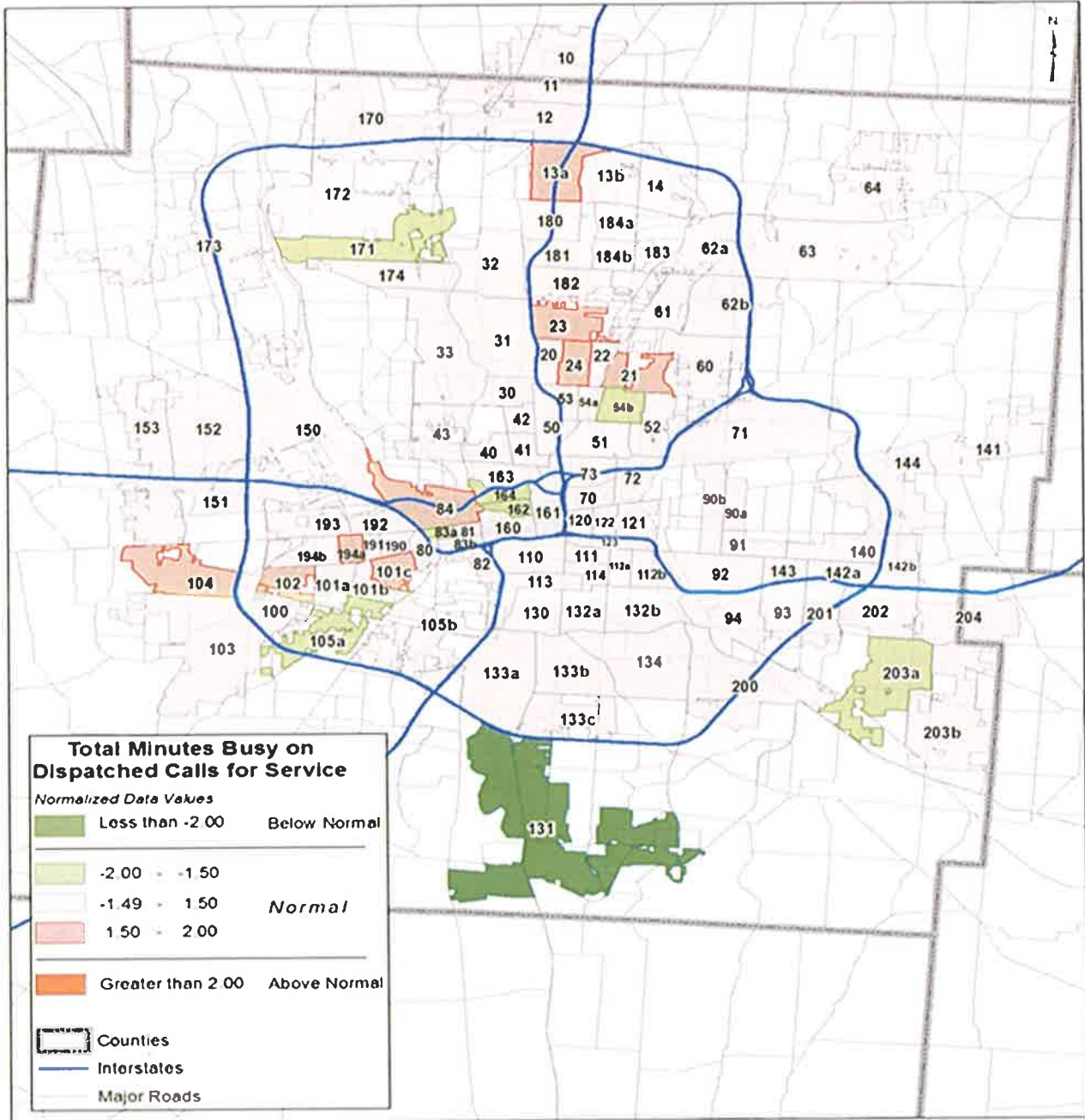
Existing Cruiser Districts Measured Against Normalization Standard

2016 Total Number of Minutes Busy on Dispatched Calls for Service



Existing Cruiser Districts Adjusted to Normalization Standards

2016 Total Number of Minutes Busy on Dispatched Calls for Service



The net result is 10 additional CD's bringing the total number to 112. Once normalized, CD boundaries were then frozen giving structure to create zone and precinct boundaries.

Patrol Staffing Modeling:

Constructing a staffing model is not as simple as multiplying shifts by a relief factor. Nor is it as simple as adding two more precincts to account for the 10 additional CD's. Achieving uniformity across zones and precincts, while effectively managing span of control, requires more but smaller precincts. The two staffing plans proposed, 5-Zone and 6-Zone, adhere to the following concepts:

- Span of control = 6-14 officers per unit
- 4 or 5 CD's per Precinct
- 4 or 5 Precincts per Zone

Notable recommendations:

- Optional 6th Patrol Zone
- Walkie/bike Units redistributed to busiest districts/precincts
- DMW split into two units
- Split shifts for all Mid-watch units; 6:30pm to 4:30am & 7pm to 5am
- Mid-Watch Cruiser Districts
- Strategic Response Bureau Personnel

The recommendation which has the furthest reaching consequences is a request to increase the overall authorized strength of Patrol. Based upon service demand, geography and staffing models, Patrol has an identified need for **990 officers; 18 more than the current authorized strength**. This number is calculated directly from the total number of cruiser districts along with the peak in service demand during the evening hours.

1st Shift Patrol Staffing:

Baseline relief factor of 1.9 – provides for minimum staffing. Fractional staffing numbers were rounded down on 1st shift due to a service demand 20% below mean. However, this is seen as the absolute minimum staffing level for the maintenance of service demand, officer safety concerns and provide for necessary administrative time; training, leave, etc.

2nd Shift Patrol Staffing:

Baseline relief factor 2.4 – provides for minimum staffing plus additional 26% in staffing to meet service demand. Service demand on 2nd Shift is 47% overall above mean. Span of control limitations prevents adding more personnel without a complete restructuring of our Patrol design.

Kim Jacobs, Chief of Police

March 2, 2017

Page Seven

3rd Shift Patrol Staffing:

Baseline relief factor of 1.9 – provides for minimum staffing. Fractional staffing numbers were rounded up on 3rd Shift in recognition of officer safety concerns during the nighttime hours. This is seen as the absolute minimum staffing level for the maintenance of service demand, officer safety concerns and to provide for administrative time; training, leave, etc.

Mid-Watch Staffing:

5-Zone Proposal

Baseline factor is six (6) Day Midwatch and nine (9) Evening Midwatch units per zone with a relief factor of 2.7. Peak service demand hours begin at Noon and subsides around 3am. Not only is it necessary to have units ready and available to coincide with service demand, 1st and 3rd Shifts are staffed at the minimum levels without the capacity to assume greater service demand. 2nd Shift provides a 26% increase in staffing but fails to fully meet service demand which peaks at or above 58% over mean. Midwatch staffing provides a 26-39% increase in staffing during peak service demand hours.

6-Zone Proposal

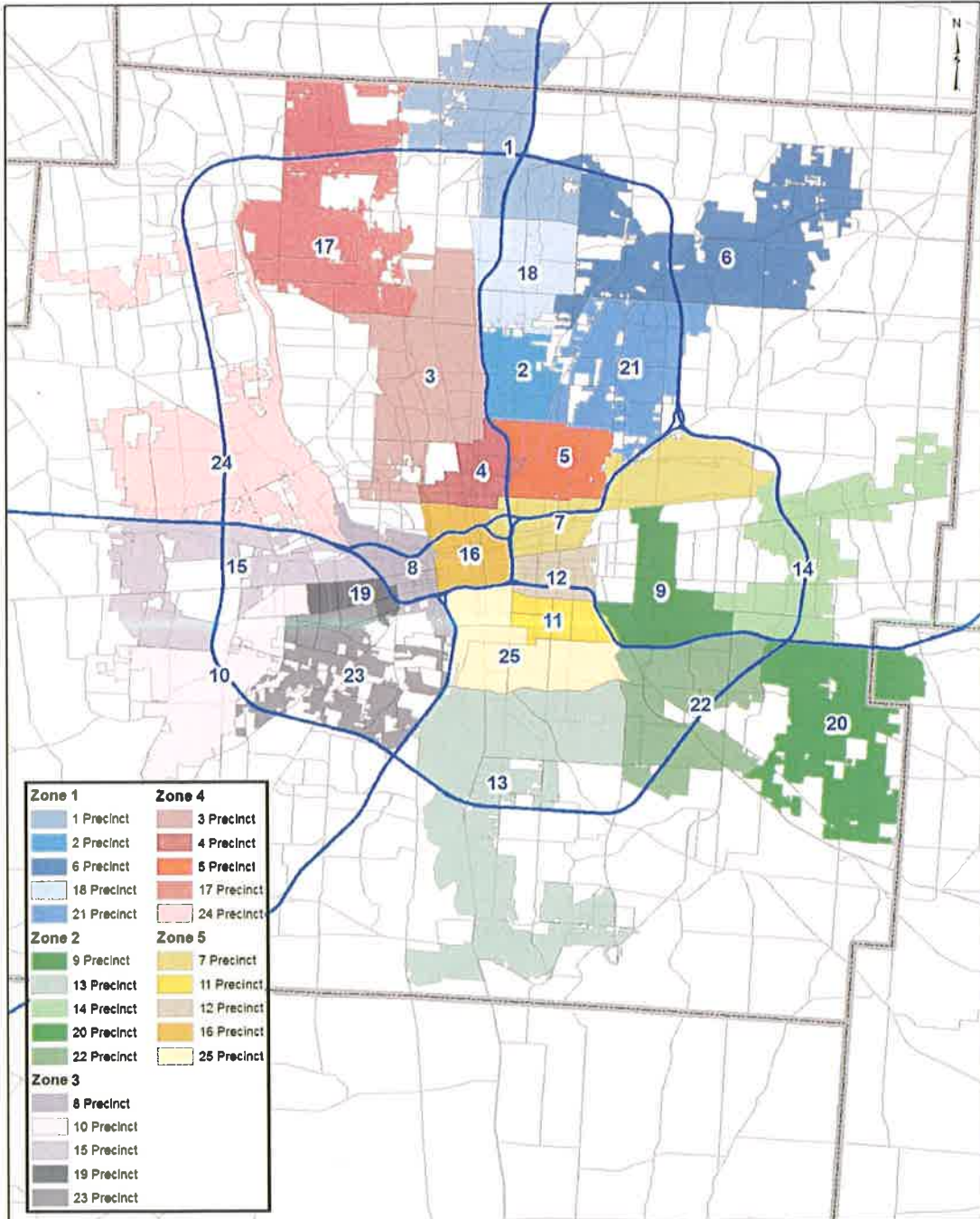
Baseline factor is five (5) Day Midwatch and eight (8) Evening Midwatch units per zone with a relief factor of 2.7. The rationale is the same but zones become smaller with a 6-Zone plan.

Subtle adjustments to both have been made to correspond with the specific Zone's service demand footprint.

Highlights of the 5-Zone Plan

Proposed Precinct Boundaries

5 Zones Concept | 25 Precincts



Kim Jacobs, Chief of Police
 March 2, 2017
 Page Nine

The 5-Zone plan is similar to today's structure but with 25 precincts.

Zone 1	1 Pct	2 Pct	6 Pct	18 Pct	21 Pct
Zone 2	9 Pct	13 Pct	14 Pct	20 Pct	22 Pct
Zone 3	8 Pct	10 Pct	15 Pct	19 Pct	23 Pct
Zone 4	3 Pct	4 Pct	5 Pct	17 Pct	24 Pct
Zone 5	7 Pct	11 Pct	12 Pct	16 Pct	25 Pct

5-Zone Staffing Recommendations	Officers	Sergeants	Lieutenants
Preferred	990	110	21
@-972	972	110	21
@-Current Model	1038	110	21
Not Recommended	950	110	21

The **preferred plan** provides staffing to sufficiently meet service demand while keeping CRT/CWC staffing levels the same. Also see **5-Zone 990 Staffing Analysis** for further details and sample roster.

RECOMMENDED STAFFING AT 990

ZONE 1		# CD'S		AUTH NOTES		ZONE 2		# CD'S		AUTH NOTES		ZONE 3		# CD'S		AUTH NOTES		ZONE 4		# CD'S		AUTH NOTES		ZONE 5		# CD'S		AUTH NOTES			
A	1	5	9			9	5	9			8	5	9			3	5	9			11	4	7					Serge	35		
	2	4	7			13	5	9			10	4	7			4	4	8			12	4	7					Lieut'	7		
	6	5	9			14	5	9			15	4	7			5	5	9			7	4	7								
	18	5	9			20	4	7			19	4	7			17	4	8			16	5	11	WC							
	21	4	7			22	4	7			23	5	9			24	4	9	Marine PK		25	5	9								
Total			41					41					39					43										A Co	205		
DMW A			8			DMW A		8			DMW A		8			DMW A		6			DMW A		7				DMW	76			
DMW B			8			B		8			B		10	WC		B		7	WC		B		6								
Total		23	57				23	57				22	57				22	56				22	54				Total	281			
B	1	5	14	WC		9	5	14	WC		8	5	12			3	5	14	WC		11	4	12	WC			Serge	40			
	2	4	14	WC		13	5	14	WC		10	4	14	WC		4	4	10			12	4	12	WC			Lieut'	7			
	6	5	12			14	5	14	WC		15	4	14	WC		5	5	14	WC		7	4	12	WC							
	18	5	13			20	4	10			19	4	14	WC		17	4	10			16	5	12								
	21	4	13	WC		22	4	12	WC		23	5	12			24	4	10			25	5	14	WC							
Total			66					64					66					58					62				B Co	316			
CRT			10			CRT		10			CRT		10			CRT/CWC		12			CRT		10			CRT/C	52				
Total			76					74					76					70					72			Total	368				
C	1	5	10			9	5	10			8	5	10			3	5	9			11	4	8			Serge	35				
	2	4	8			13	5	10			10	4	8			4	4	8			12	4	8			Lieut'	7				
	6	5	10			14	5	10			15	4	8			5	5	10			7	4	8								
	18	5	10			20	4	8			19	4	8			17	4	8			16	5	10								
	21	4	8			22	4	8			23	5	10			24	4	8			25	5	10								
Total			46					46					44					43					44				C Co	223			
EMW A			13			EMW A		12	WC		EMW A		13	WC		EMW A		11			EMW A		12			EMW	118				
EMW B			12			B		12			B		12			B		10			B		11								
Total			71					70					69					64					67			Total	341				
OVERALL			204					201					202					190					193						990		

Kim Jacobs, Chief of Police

March 2, 2017

Page Ten

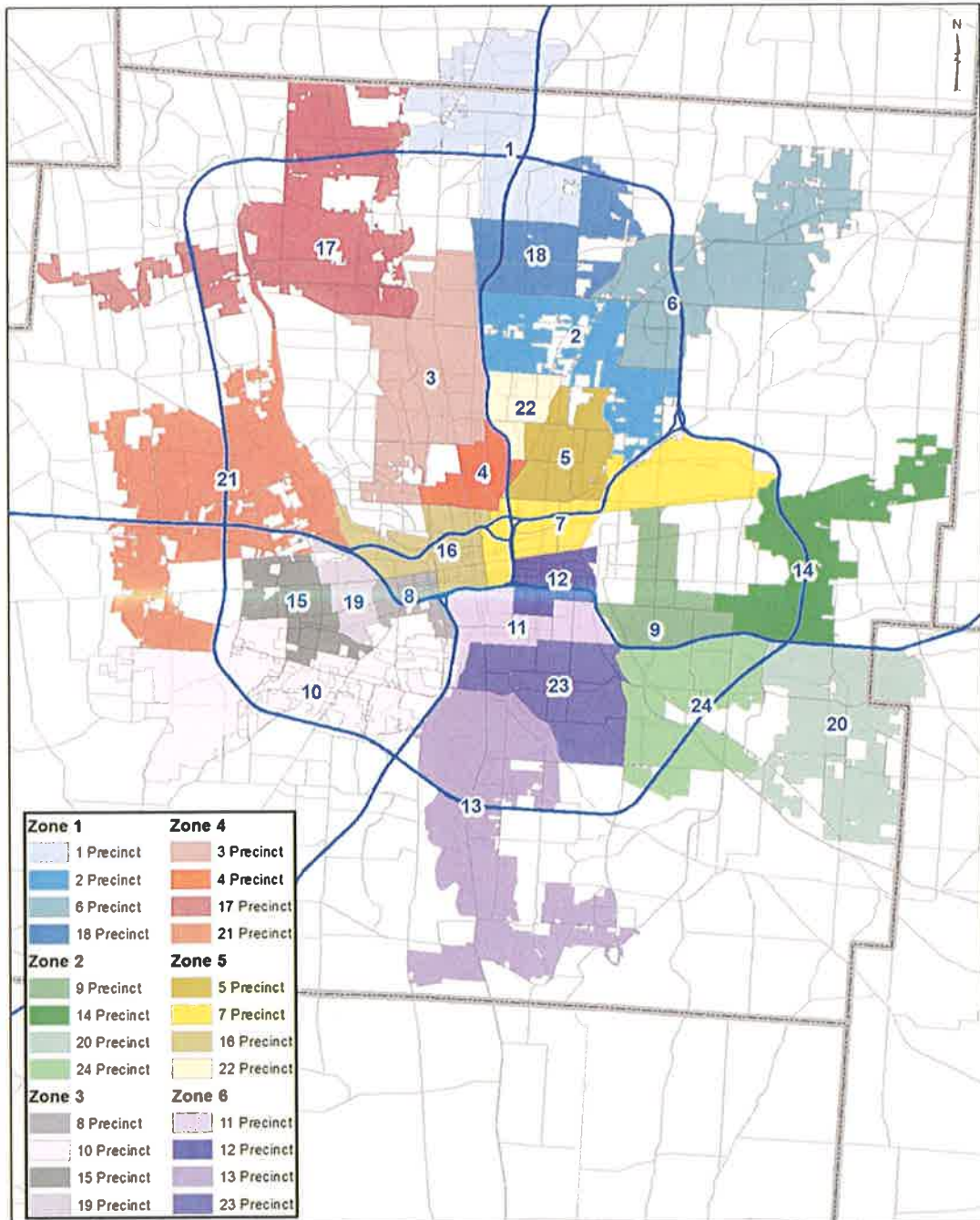
See attachments for charts on the following:

- The **@-972 plan** increases staffing throughout shifts and precincts but reduces the number of CRT/CWC officers to attain its goal of 972.
- **@-Current Model** uses current staffing model by shift/precinct and applies those concepts to 25 Precincts.
- The **Not Recommended** plan seeks to arbitrarily reduce Patrol staffing levels to attain a goal of 950.

Highlights of the 6-Zone Plan

Proposed Precinct Boundaries

6 Zones Concept | 24 Precincts



Kim Jacobs, Chief of Police

March 2, 2017

Page Twelve

The 6-Zone Plan is accomplished many of the same goals as the 5-Zone Plan but with 24 Precincts. The same 112 normalized cruiser districts are evenly divided into zones and precincts. The 6-Zone Plan accomplishes two more goals; best prepares the Division for future expansion and eases the "talk-time" burden on police dispatching.

Zone 1	1 Pct	2 Pct	6 Pct	18 Pct
Zone 2	9 Pct	14 Pct	20 Pct	24 Pct
Zone 3	8 Pct	10 Pct	15 Pct	19 Pct
Zone 4	3 Pct	4 Pct	17 Pct	21 Pct
Zone 5	5 Pct	7 Pct	16 Pct	22 Pct
Zone 6	11 Pct	12 Pct	13 Pct	23 Pct

6-Zone Staffing Recommendations	Officers	Sergeants	Lieutenants
Preferred	990	114	21
@-972	972	110	21
@-Current Model	1038	110	21
Not Recommended	950	110	21

The **preferred plan** provides sufficient staffing to meet service demand but redistributes Mid-Watch, CRT and CWC unit totals to facilitate a 6th Zone. Also see **6-Zone 990 Staffing Analysis** for further details and sample roster.

RECOMMENDED STAFFING AT 990																					
ZONE 1	# CD AUTH	NOTES	ZONE 2	# CD AUTH	NOTES	ZONE 3	# CD AUTH	NOTES	ZONE 4	# CD AUTH	NOTES	ZONE 5	# CD AUTH	NOTES	ZONE 6	# CD AUTH	NOTES				
A	1	5	9		9	5	9		8	4	7		3	5	9		5	5	9	Sergeants	36
	2	4	7		14	5	9		10	5	9		4	4	7		7	5	9	Lieut's	7
	6	5	9		20	4	7		15	5	9		17	5	9		16	5	11 WC		
	18	5	9		24	4	7		19	4	7		21	5	11 Marine PK		22	4	7		
Total			34			32			32				36						36		
DMW A			6		DMVA		7		DMVA		6		DMVA		6		DMVA		6		
DMW B			6		B		7		B		8 WC		B		8 WC		B		6		
Total	19	46			18	46			18	46			19	50			19	48			204
																					78
																					282
B	1	5	14 WC		9	5	14 WC		8	4	11		3	5	14 WC		5	5	14 WC	Sergeants	42
	2	4	13 WC		14	5	14 WC		10	5	14 WC		4	4	13 WC		7	5	14 WC	Lieut's	7
	6	5	13		20	4	11		15	5	14 WC		17	5	13		16	5	13		
	18	5	13		24	4	11		19	4	13 WC		21	5	13		22	4	13 WC		
Total			53			50			52				53						54		
CRT			8		CRT		8		CRT		8		CRT/CWC		12		CRT		8		
Total			61			58			60				65						62		
																					316
																					52
																					368
C	1	5	10		9	5	10		8	4	8		3	5	10		5	5	10	Sergeants	36
	2	4	8		14	5	10		10	5	10		4	4	8		7	5	10	Lieut's	7
	6	5	10		20	4	8		15	5	10		17	5	10		16	5	10		
	18	5	10		24	4	8		19	4	8		21	5	10		22	4	8		
Total			38			36			36				38						38		
EMW A			11 WC		EMVA		12 WC		EMVA		10		EMVA		9		EMVA		11		
EMW B			9		B		10		B		9		B		8		B		10		
Total			58			58			55				55						59		
																					224
																					116
																					340
OVERALL	165			162			161		170			169			163						990

See attachments for charts on the following:

- The **6-Zone @-972 plan** increases staffing throughout shifts and precincts but reduces the number of CRT/CWC officers to attain its goal of 972.
- **6-Zone @-Current Model** uses current staffing model by shift/precinct and applies those concepts to 25 Precincts.
- The **6-Zone Not Recommended** plan seeks to arbitrarily reduce Patrol staffing levels to attain a goal of 950.

Mid-Watch Cruiser Districts:

There is consensus among the Patrol Commanders to add Mid-Watch specific cruiser districts. The proposed MW CD's are not part of the normalization process but a reflection upon leadership and effective supervision. Currently, mid-watch officers are assigned somewhat randomly to districts and as such, have no geographic ownership of the systemic problems for that area. This is further aggravated by the CAD system which does not immediately recognize dispatching priority for mid-watch units. The Patrol Commanders prefer less random assignment, improved dispatching and greater ownership of crime trends.

One mid-watch cruiser district was added to each precinct to accomplish these goals and in conjunction with the overall normalization process. These districts will not count towards 24-hour staffing levels nor are they a direct reflection of mid-watch staffing levels. Mid-watch staffing levels are determined by the staffing needs of peak service demand hours.

See Mid-Watch Cruiser District Map Recommendation

Mid-Watch Duty Hours:

The majority of Patrol Commanders prefer the current 4-10 hour shift structure. However, there is a noticeable flaw in the duty hours as mid-watch shift changeover occurs at the highest peak in service demand. Peak service demand occurs between 4pm and 9pm. With MW shift change occurring at 7pm, we lose MW coverage for nearly one hour at the worst possible time. Varying mid-watch reporting times, much like we do for Precincts, can ease this problem with negligible impact on personnel.

The following are recommended duty hours for Mid-Watch Units (with 4-10 hour shifts):

DMW - A-Unit	8A – 6P	EMW - A-Unit	6P – 4A
DMW - B-Unit	9A – 7P	EMW - B-Unit	7P – 5A

Options for Walkie Units:

Both staffing plans assign Walkie Units to precincts where the need is greatest, including Mid-Watch. According to Sgt. Mabry, there is little to no impact on performance by shifting Walkie officers to a 4-10 hour shift.

There is an identified need for additional personnel on Sundays to manage protests. As Walkie Units are built into the staffing plan, consideration must be given to varying days off in lieu of the existing Sun/Mon model.

Options for Community Response Teams

There is consensus among the Patrol Commanders that we retain Community Response Teams on each zone. The Patrol Commanders also recognize the value in temporarily assigning district officers to CRT. As such, staffing for CRT Units could be as low as 6 officers so long as staffing elsewhere remained relatively high to allow for temporary assignments.

The Zone 4 team, aka Campus Walkie Crew, performs a dual role by providing an intense police presence in the OSU campus area. Staffing levels for the Zone 4 team remain higher to fulfill these roles.

In the event that a 6th CRT team is approved, consideration must be given to days off. There is an identified need for personnel on Sundays to manage protests.

Options for Strategic Response Bureau Personnel

Community Liaison Officers:

Obviously, with additional precincts implies the need for additional CLO's. This proposal makes no value assessment on having one (1) Community Liaison Officer per precinct.

There is consensus among Patrol Commanders that CLO's have a direct nexus to the Patrol function. As such, there is an opportunity to assign existing CLO's to 1st shift precinct sergeants or add them to each Zone's Community Response Team.

High School Resource Officers:

Even with a nexus to the Patrol function, the Patrol Commanders were reluctant to recommend adding HSRO's to Patrol units. Of greatest concern are the specialized training needs of HSRO's and how to adequately provide relief while school is in session. There is a continued interest in having these officers temporarily assigned to Patrol during the summer months.

School and Zone Investigators:

There is consensus among Patrol Commanders to not recommend assigning these officers to Patrol.

Patrol Administration Unit:

The nexus to Patrol Zones is obvious yet assigning this unit underneath a Patrol Zone is less consequential. Should a 6th Patrol Zone be approved, consideration should be given to the SRB Commander as the 6th Patrol Zone Commander with other SRB functions shed onto non-Patrol bureaus.

Equipment Concerns

Marked Cruisers:

Lt. Hughes advises there are 211 "front line" non-supervisory cruisers currently assigned to Patrol. Within that fleet of cruisers are eleven (11) cruisers with a "5" designation, i.e. 25, 65, etc and five (5) extra cruisers unnecessarily assigned to CRT Teams. Finding front line cruisers for the 10 additional cruiser districts and 4 or 5 additional unit sergeants is not an issue.

With the 6th Zone proposal, there is an increased need for Mid-Watch and CRT cruisers. At the most, 10 additional cruisers will be needed and can be culled from the existing fleet.

There will be a cost associated with the renumbering of marked cruisers.

Tasers/Cameras/Speed Detection:

There will be an increased need for specialized patrol equipment. However, the Division does not currently equip all Patrol personnel and there is an opportunity to evenly spread existing equipment across the new precincts/zones. An expansion request should be added to the Division's 3-year plan.

Police Substations:

There are obvious solutions to the needs generated by adding 4 or 5 new precincts. Each of the attached **990 staffing analysis reports** identify reporting locations for these precincts. It is further recommended that Patrol Commanders evaluate the facilities on their zone and make the necessary accommodations.

Implementation Recommendations

All along the way, one common theme emerged regarding implementation; that we seek to not disrupt the lives of officers, i.e. abolish positions. While it is true that every officer currently assigned to Patrol will have a Patrol assignment under any new plan, it is virtually impossible not to abolish assignments in favor of new positions. This is the exact purpose of a new staffing plan; redistribute personnel based on need.

While keeping to this theme, we are still proposing job abolishment between 15% - 21% of those assigned to Patrol. There is an equal or greater amount of newly created positions to fill. Essentially, there are 300+ positions that will be touched by the either of the plans. Restructuring Patrol using the assignment transfer process in the CBA would be difficult if not impossible to achieve in an orderly and timely manner. Attached are **sample rosters** identifying positions abolished and newly created.

Based on informal discussions with FOP representatives familiar with the 2010 redistricting process, it is my belief that a **Patrol-wide assignment rebid** is warranted. I further recommend that the Division negotiate with the FOP to obtain an MOU proclaiming that the rebid process is limited only to personnel currently assigned to Patrol. I further recommend, prior to the rebid process, that the Patrol Commanders identify days off for CRT and Walkie officers assigned to their respective zone in effort to provide protest/event staffing on Sundays.

Kim Jacobs, Chief of Police
March 2, 2017
Page Seventeen

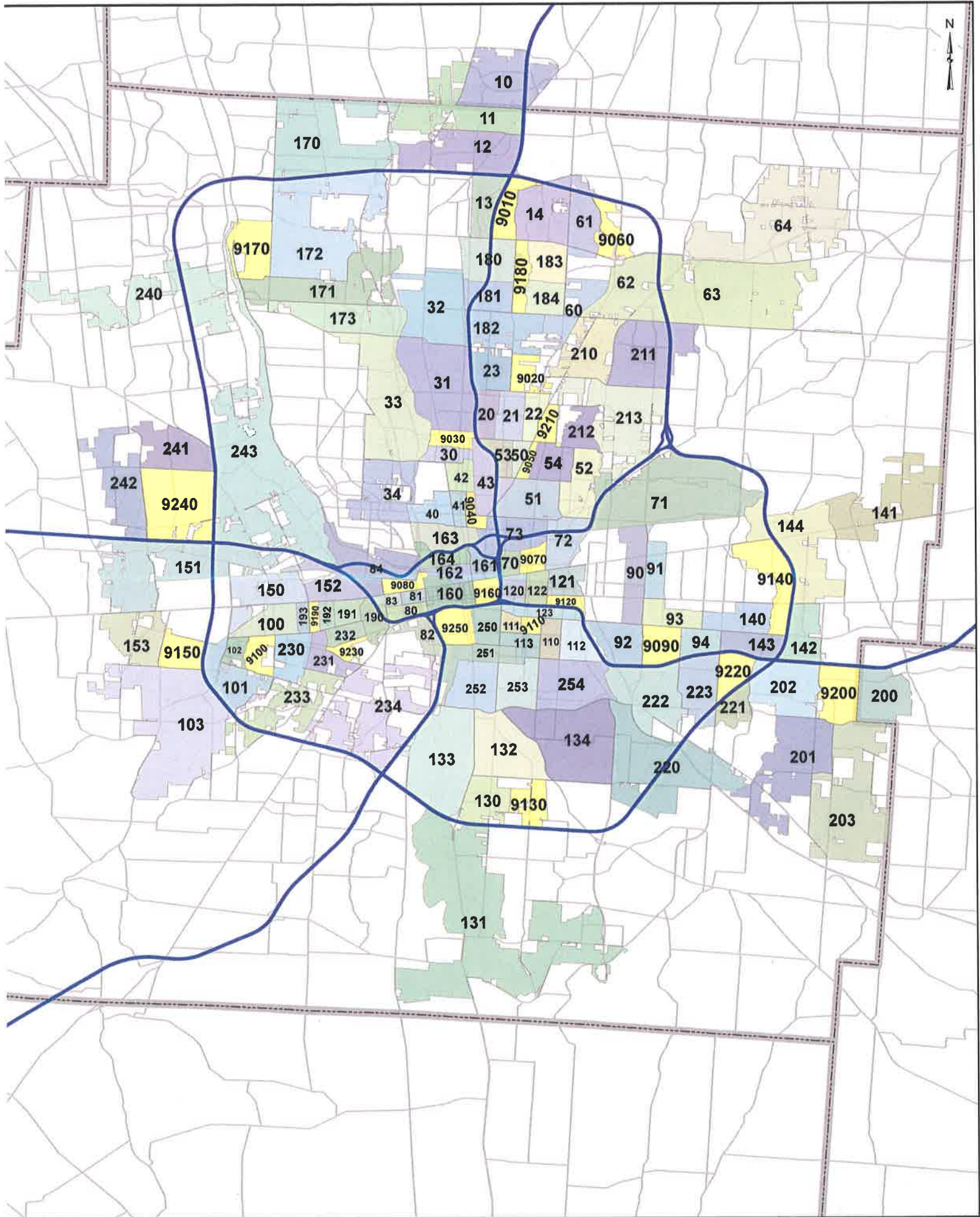
Lastly, there is a recommendation that the Patrol Subdivisions not bear the weight alone of the Division's ongoing vacancy rate. As we see today, Patrol has about 50 vacancies many of these vacancies have created chronically bad conditions on 2nd Shift Patrol. It is further recommended that each subdivision carry a 3% sworn vacancy rate with consideration given to critical functions.

Respectfully Submitted,

A handwritten signature in black ink, appearing to read "CMDR Gary Cameron #5030". The signature is written in a cursive, somewhat stylized font.

Commander Gary Cameron #5030
Patrol Zone 1

Proposal 3 - Midwatch Cruiser Districts



City of Columbus, Ohio
Division of Police



2016 Service Demand

Columbus Division of Police



MINUTES BUSY ON DISPATCHED CALLS FOR SERVICE

2016

January 1st, 2016 through December 31st, 2016

The following parameters were used when compiling the data contained within this document:

Calls for Service

Only Dispatched Calls for Service were analyzed. Self-initiated activity by Officers was excluded.

Any Event that did not fall within the City of Columbus Corporate Boundary was excluded. This included calls for service to a location outside the City of Columbus reporting an offense that occurred inside the City of Columbus.

Call Types

The following Event types were excluded:

10-23	Errand
10-55	House Watch
10-55H	High School Resource Unit
10-55S	Special Duty
10-58	Guard Duty
Any Busy Status that did not generate an Event Number	

Locations

The following locations were excluded regardless of the Event Type:

All Police Substations	Police Headquarters
Internal Affairs	Narcotics
SRB	Police Heliport
Ordnance	Marine Park Substation
Groves Rd	Physical Fitness Testing Site
Courthouses	Jails
Clerk's Office	CDR
Police Property Room	Morgue

Minutes Busy

The is the total amount of minutes each individual Officer was busy for handling a Dispatched Call for Service from the time the event was dispatched until the time the Officer cleared.

The Minutes Busy location is based on the first dispatched location X & Y Coordinates. Apartment Numbers, Suite Numbers, Lot Numbers, and Room Numbers were excluded when generating Call Volume and Minutes Busy Densities.

(continued on next page)

(continued from previous page)

Minutes Busy

Averages for Minutes Busy used the following information:

One Hour	60 Minutes
One Shift (8 Hours)	480 Minutes
One Day (24 Hours)	1,440 Minutes
One Work Week (40 Hours)	2,400 Minutes
One Calendar Week (7 Days)	10,080 Minutes
One Month (28 Days)	40,320 Minutes
One Month (29 Days)	41,760 Minutes
One Month (30 Days)	43,200 Minutes
One Month (31 Days)	44,640 Minutes
One Year (365 Days)	525,600 Minutes

Shift Information

Early and Late Precinct Shift Change Times were properly accounted for when determining Precinct and Shift Information totals. If an event was dispatched at 6:31AM on 10 Precinct (Early), it was used in the A Company Statistics. If an event was dispatched at 6:31AM on 13 Precinct (Late), it was used in the C Company Statistics.

Units

Regular Patrol and Midwatch unit data was analyzed. Special Duty "Z Unit" data was excluded, but if a patrol unit responded to assist a Special Duty Officer, that information was included and analyzed. Special Units with assigned call numbers (ex: 252, 277, 204) were included.

Two Officer Cars and PTV's were properly accounted for in regards to the total number of minutes spent busy at a location. If a two officer unit was marked busy handling a run from 10:30am to 11:00am the total number of minutes generated for that particular event would be 60 minutes.

Part 1 Violent Crimes

A Part 1 Violent Crime is classified as any one of the following:

- Homicide / Attempted Homicides
- Sexual Assaults
- Robberies
- Aggravated Assaults

Population Data

Population data was obtained from www.census.gov and is based on the 2010 United States Census.

Normalized Data Values

One cruiser district ideally represents the workload of one officer during an eight hour shift. The goal of the total number of minutes busy on dispatched calls for service for each cruiser district falls between 2.13 hours and 5.88 hours to be within two standard deviations of the target mean. Values greater than 2.00 represent higher than normal totals, while values lower than -2.00 represent lower than normal totals.

Table of Contents

Total Number of Minutes Busy on Dispatched Calls for Service	1-7
Charts of Minutes Busy by Zone and Precinct	1
Charts of Minutes Busy by Cruiser District and Shift	2-4
Zone 1 and Zone 2	2
Zone 3 and Zone 4	3
Zone 5	4
Chart of Minutes Busy by Month and Hour of the Day	5
Total Number of Minutes Busy on Dispatched Calls for Service Map	6
Location Density of Minutes Busy on Dispatched Calls for Service Map.....	7
Total Number Dispatched Calls for Service	8-14
Charts of Dispatched Calls for Service by Zone and Precinct.....	8
Charts of Dispatched Calls for Service by Cruiser District and Shift.....	9-11
Zone 1 and Zone 2	9
Zone 3 and Zone 4	10
Zone 5	11
Chart of Dispatched Calls for Service by Month and Hour of the Day.....	12
Total Number of Dispatched Calls for Service Map	13
Location Density of Dispatched Calls for Service Map.....	14
Population and Part 1 Violent Crime	15-19
Charts of Population and Part 1 Violent Crime by Zone and Precinct	15
Charts of Population and Part 1 Violent Crime by Cruiser District and Shift	16-18
Zone 1 and Zone 2	16
Zone 3 and Zone 4	17
Zone 5	18
Location Density of Part 1 Violent Crimes and Total Population Map	19
Individual Zone Maps	20-24
Zone 1 Location Density of Minutes Busy and Total Number of Dispatched Calls for Service Map.....	20
Zone 2 Location Density of Minutes Busy and Total Number of Dispatched Calls for Service Map	21
Zone 3 Location Density of Minutes Busy and Total Number of Dispatched Calls for Service Map	22
Zone 4 Location Density of Minutes Busy and Total Number of Dispatched Calls for Service Map	23
Zone 5 Location Density of Minutes Busy and Total Number of Dispatched Calls for Service Map	24

The following charts break down the total number of minutes busy that were spent by each on officer on dispatched calls for service based on the Zone, Precinct, and Cruiser District that the event was geographically located on and the time of day the event occurred.

Data was ranked citywide with 1 representing the highest number of minutes busy spent on dispatched calls for service.

Grand Total Data was normalized and assigned a Z Value using a mean of 87,600 (minutes) with a standard deviation of 20,485.57. Z Values shown in dark green are below normal while Z values shown in dark red represent values that are above normal. The normal range for Z Values fall between -2 and 2.

Police Zone	Total Number of Minutes Busy on Dispatched Calls for Service					
	A Company	B Company	C Company	Grand Total	Rank	Z Value
Zone 1	1,619,182	2,810,584	1,528,114	5,957,880	3	0.57
Zone 2	1,903,787	3,491,226	1,754,077	7,149,090	1	1.54
Zone 3	1,604,484	3,447,982	2,087,918	7,140,384	2	1.26
Zone 4	1,315,256	2,335,398	1,560,126	5,210,780	4	-0.04
Zone 5	1,362,281	2,365,960	1,322,385	5,050,626	5	-0.36

Police Precinct	Total Number of Minutes Busy on Dispatched Calls for Service					
	A Company	B Company	C Company	Grand Total	Rank	Z Value
1 Precinct	451,521	790,619	451,117	1,693,257	6	1.23
2 Precinct	419,888	729,375	499,689	1,648,952	8	1.09
3 Precinct	313,685	475,751	298,954	1,088,390	18	-0.73
4 Precinct	215,888	451,072	354,362	1,021,322	20	-0.95
5 Precinct	365,795	679,200	407,121	1,452,116	12	0.45
6 Precinct	437,073	651,420	311,628	1,400,121	13	0.28
7 Precinct	306,408	596,637	345,047	1,248,092	14	-0.21
8 Precinct	356,630	815,767	535,134	1,707,531	5	1.28
9 Precinct	469,611	880,058	495,430	1,845,099	4	1.73
10 Precinct	462,629	1,093,033	657,397	2,213,059	1	1.73
11 Precinct	415,798	753,705	425,729	1,595,232	10	0.92
12 Precinct	313,613	519,106	232,561	1,065,280	19	-0.81
13 Precinct	569,543	999,659	497,039	2,066,241	2	2.45
14 Precinct	443,019	773,449	347,374	1,563,842	11	0.81
15 Precinct	331,770	569,025	294,320	1,195,115	16	-0.39
16 Precinct	326,462	496,512	319,048	1,142,022	17	-1.18
17 Precinct	302,385	610,132	306,344	1,218,861	15	-0.31
18 Precinct	428,203	758,413	459,025	1,645,641	9	1.08
19 Precinct	453,455	970,157	601,067	2,024,679	3	2.31
20 Precinct	421,614	838,060	414,234	1,673,908	7	1.17

	A Company	B Company	C Company	All Shifts
Precinct Average	390,250	722,558	412,631	1,525,438
Zone Average	1,560,998	2,890,230	1,650,524	6,101,752
Grand Total of Minutes Busy	7,804,990	14,451,150	8,252,620	30,508,760

P A T R O L Z O N E 1	Precinct	Cruiser District	Total Number of Minutes Busy on Dispatched Calls for Service					
			A Company	B Company	C Company	Grand Total	Rank	Z Value
			10	75,912	150,004	46,171	272,087	59
1	11	50,475	83,833	42,504	176,812	84	-1.40	
	12	90,660	146,769	84,864	322,293	43	0.97	
	13	121,726	206,440	151,810	479,976	10	3.53	
	14	112,748	203,573	125,768	442,089	14	2.92	
	60	100,038	146,266	83,943	330,247	40	1.10	
6	61	127,839	188,425	69,770	386,034	25	2.01	
	62	90,760	134,034	75,123	299,917	50	0.60	
	63	60,909	95,682	39,751	196,342	76	-1.08	
	64	57,527	87,013	43,041	187,581	79	-1.22	
	170	40,854	85,400	36,987	163,241	88	-1.62	
17	171	41,890	96,342	44,078	182,310	81	-1.31	
	172	64,746	129,955	58,065	252,766	65	-0.16	
	173	55,881	106,836	54,222	216,939	73	-0.75	
	174	99,014	191,599	112,992	403,605	21	2.29	
	180	114,886	188,641	118,377	421,904	18	2.59	
18	181	101,181	189,272	113,433	403,886	20	2.30	
	182	76,919	144,015	80,555	301,489	49	0.63	
	183	50,306	102,361	60,421	213,088	75	-0.81	
	184	84,911	134,124	86,239	305,274	47	0.69	

P A T R O L Z O N E 2	Precinct	Cruiser District	Total Number of Minutes Busy on Dispatched Calls for Service					
			A Company	B Company	C Company	Grand Total	Rank	Z Value
			90	127,476	230,261	132,795	490,532	7
9	91	114,548	189,042	119,827	423,417	17	2.61	
	92	94,004	184,724	100,766	379,494	29	1.90	
	93	62,543	150,232	62,134	274,909	58	0.20	
	94	71,040	125,799	79,908	276,747	57	0.23	
	130	125,880	253,254	126,134	505,268	6	3.95	
13	131	61,713	102,178	55,288	219,179	72	-0.71	
	132	114,524	202,509	114,443	431,476	15	2.74	
	133	190,407	313,293	140,395	644,095	1	6.20	
	134	77,019	128,425	60,779	266,223	60	0.06	
	140	49,836	88,873	37,665	176,374	85	-1.41	
14	141	108,268	205,276	66,387	379,931	28	1.91	
	142	142,702	215,273	130,280	488,255	9	3.67	
	143	81,067	153,588	70,711	305,366	46	0.69	
	144	61,146	110,439	42,331	213,916	74	-0.80	
	200	68,150	131,653	54,806	254,609	62	-0.13	
20	201	85,339	162,654	96,987	344,980	37	1.34	
	202	98,728	167,521	96,781	363,030	30	1.63	
	203	91,829	202,628	88,260	382,717	27	1.95	
	204	77,568	173,604	77,400	328,572	41	1.07	

P A T R O L Z O N E 3	Precinct	Cruiser District	Total Number of Minutes Busy on Dispatched Calls for Service					
			A Company	B Company	C Company	Grand Total	Rank	Z Value
			8	80	34,911	83,987	62,683	181,581
	81	71,239	148,715	137,513	357,467	32	1.54	
	82	91,765	229,148	129,191	450,104	12	3.05	
	83	98,468	208,339	122,773	429,580	16	2.71	
	84	60,247	145,578	82,974	288,799	53	0.42	
	100	103,986	252,089	154,650	510,725	5	4.03	
	101	121,165	288,249	170,844	580,258	2	5.17	
	102	77,401	172,773	111,516	361,690	31	1.61	
	103	39,723	100,752	50,063	190,538	77	-1.18	
	104	88,637	198,805	122,683	410,125	19	2.40	
	105	31,717	80,365	47,641	159,723	89	-1.68	
	150	64,775	101,384	65,343	231,502	68	-0.51	
	151	112,759	185,790	97,779	396,328	23	2.17	
	152	90,792	177,651	73,580	342,023	38	1.29	
	153	37,481	58,528	33,953	129,962	96	-2.16	
	154	25,963	45,672	23,665	95,300	101	-2.73	
	190	125,347	246,161	155,075	526,583	4	4.29	
	191	101,111	232,026	140,070	473,207	11	3.42	
	192	89,345	184,551	112,162	386,058	24	2.01	
	193	18,952	57,614	27,874	104,440	100	-2.58	
	194	118,700	249,805	165,886	534,391	3	4.42	

P A T R O L Z O N E 4	Precinct	Cruiser District	Total Number of Minutes Busy on Dispatched Calls for Service					
			A Company	B Company	C Company	Grand Total	Rank	Z Value
			2	20	79,779	135,931	92,232	307,942
	21	36,358	62,927	47,649	146,934	92	-1.89	
	22	130,166	212,151	146,604	488,921	8	3.68	
	23	87,605	157,572	104,783	349,960	36	1.42	
	24	85,980	160,794	108,421	355,195	33	1.50	
	30	40,232	79,070	45,793	165,095	87	-1.59	
	31	38,335	60,235	24,242	122,812	97	-2.28	
	32	75,812	112,753	47,838	236,403	67	-0.43	
	33	72,188	101,568	63,119	236,875	66	-0.42	
	34	87,118	122,125	117,962	327,205	42	1.05	
	40	49,168	108,837	64,172	222,177	71	-0.66	
	41	28,247	77,662	49,613	155,522	90	-1.75	
	42	29,776	64,538	44,502	138,816	94	-2.02	
	43	48,707	85,865	51,703	186,275	80	-1.25	
	44	59,990	114,170	144,372	318,532	44	0.91	
	50	107,082	171,402	104,813	383,297	26	1.96	
	51	27,545	61,971	26,115	115,631	98	-2.39	
	52	72,431	129,612	78,491	280,534	55	0.29	
	53	56,433	108,384	63,327	228,144	70	-0.56	
	54	102,304	207,831	134,375	444,510	13	2.95	

P A T R O L Z O N E 5	Precinct	Cruiser District	Total Number of Minutes Busy on Dispatched Calls for Service					
			A Company	B Company	C Company	Grand Total	Rank	Z Value
7	70	70	67,085	122,422	63,323	252,830	64	-0.16
	71	71	28,766	57,950	26,295	113,011	99	-2.44
	72	72	70,607	141,579	82,453	294,639	52	0.52
	73	73	63,375	119,382	70,967	253,724	63	-0.15
	74	74	76,575	155,304	102,009	333,888	39	1.16
11	110	110	72,422	105,297	51,063	228,782	69	-0.55
	111	111	90,239	163,856	99,559	353,654	35	1.48
	112	112	88,451	169,761	96,724	354,936	34	1.50
	113	113	71,567	120,388	63,993	255,948	61	-0.11
	114	114	93,119	194,403	114,390	401,912	22	2.26
12	120	120	86,341	139,371	69,952	295,664	51	0.53
	121	121	39,966	71,418	24,584	135,968	95	-2.06
	122	122	53,733	90,829	33,067	177,629	83	-1.39
	123	123	85,229	135,330	66,707	287,266	54	0.40
	124	124	48,344	82,158	38,251	168,753	86	-1.53
16	160	160	64,617	79,510	45,306	189,433	78	-1.19
	161	161	85,595	143,467	74,908	303,970	48	0.67
	162	162	49,380	65,446	37,438	152,264	91	-1.80
	163	163	70,978	114,709	92,753	278,440	56	0.25
	164	164	36,539	54,117	51,239	141,895	93	-1.97
	165	165	19,353	39,263	17,404	76,020	102	-3.04

Number of Minutes Busy Z Value Shading

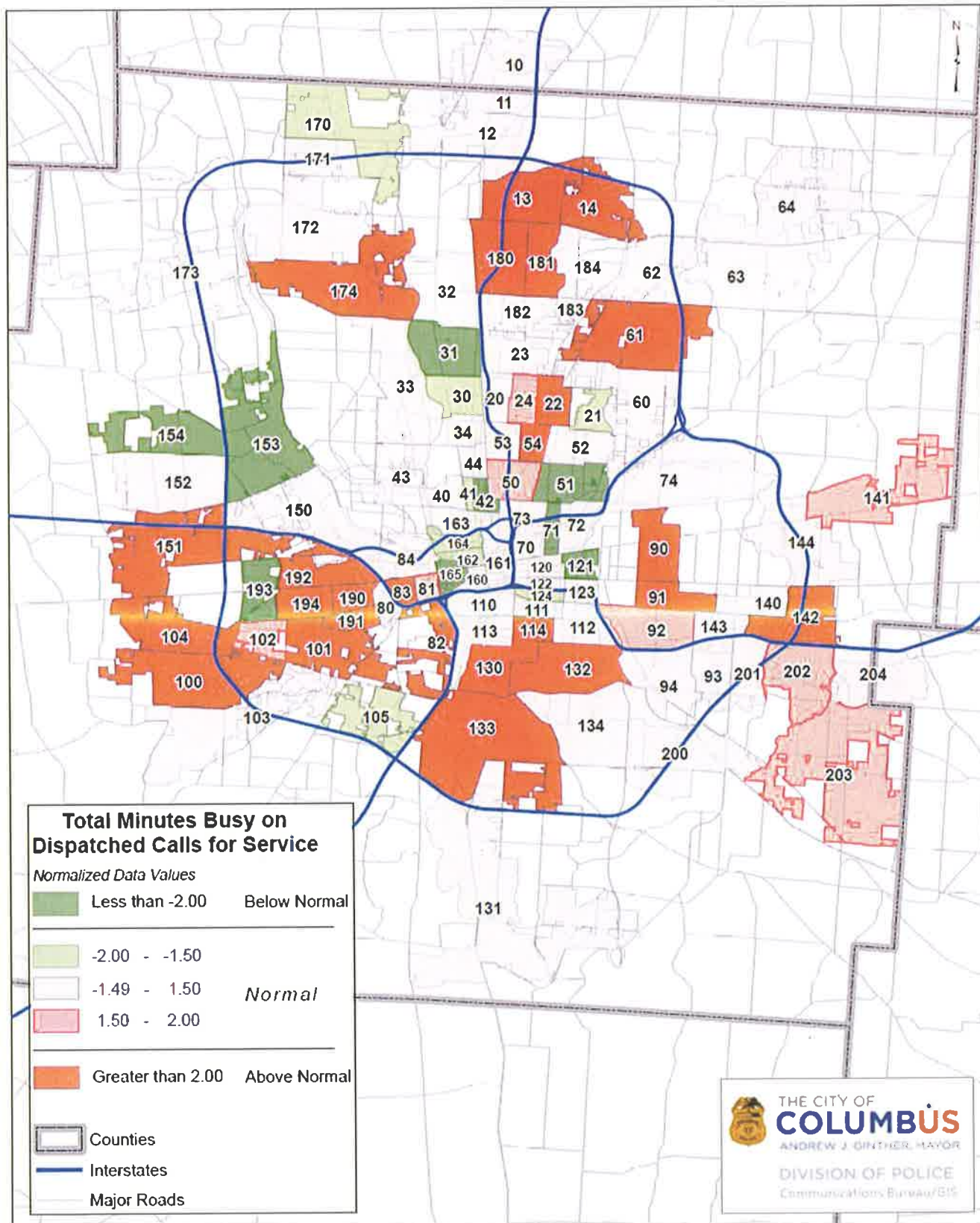
Values less than -2.00	Below Normal
Values from -1.50 to -2.00	Normal
Values from -1.50 to 1.50	
Values from 1.50 - 2.00	
Values greater than 2.00	Above Normal

2016 Total Number of Minutes Busy on Dispatched Calls for Service by Month and Hour of the Day

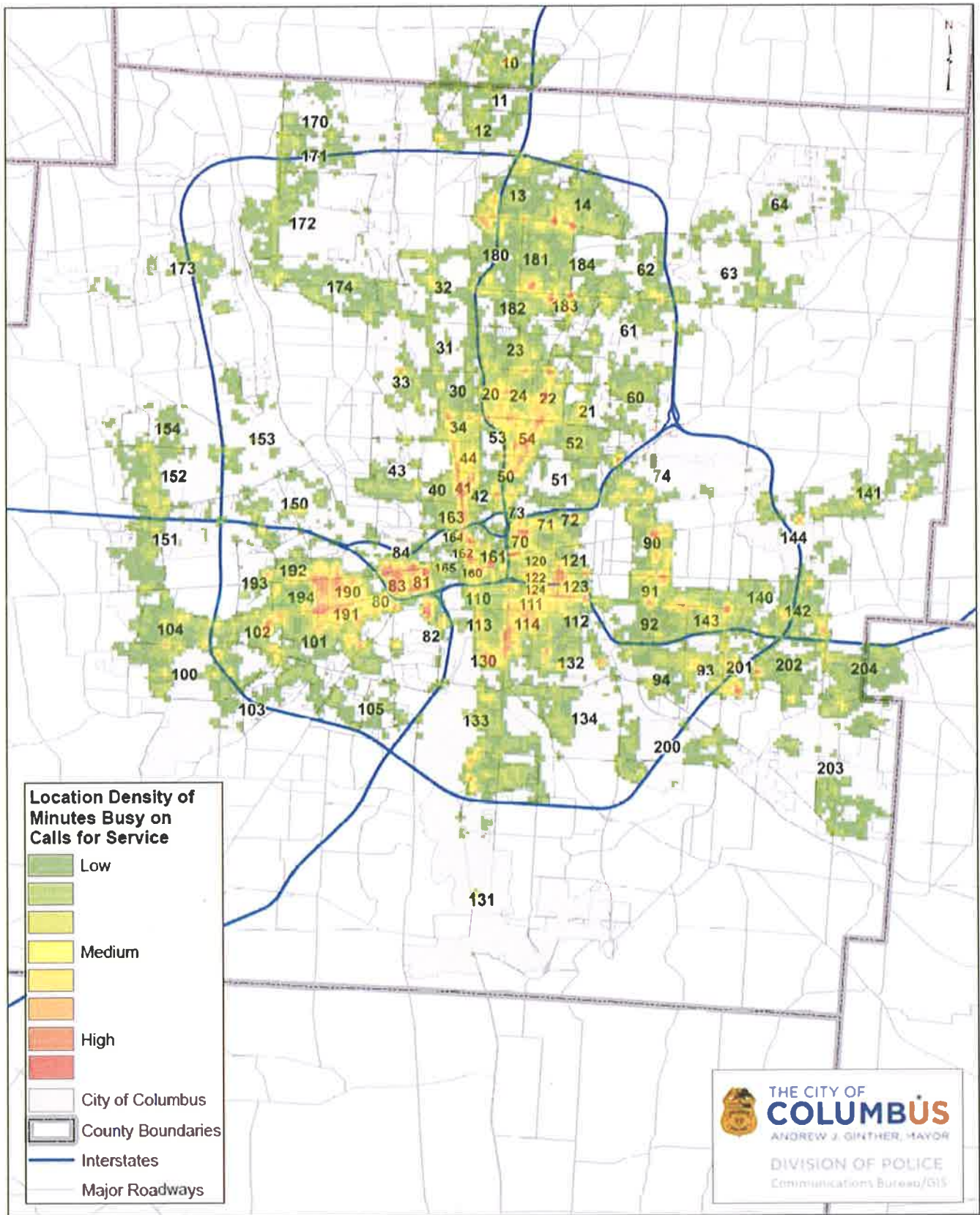
January 1st, 2016 through December 31st, 2016

Hour of the Day	January	February	March	April	May	June	July	August	September	October	November	December
06:00 - 06:59	27,607	31,570	41,766	39,351	48,303	39,277	38,608	41,423	45,393	35,960	35,091	37,896
07:00 - 07:59	46,285	52,577	53,789	57,109	52,282	58,111	72,656	57,900	66,541	56,082	53,780	52,695
08:00 - 08:59	60,948	59,717	72,744	69,976	66,401	69,706	81,675	73,949	83,704	81,882	74,882	68,401
09:00 - 09:59	81,064	77,094	91,104	79,786	80,726	84,999	87,136	92,006	97,433	83,410	80,560	88,313
10:00 - 10:59	92,817	69,200	96,287	97,053	95,303	91,957	106,769	105,963	101,410	105,649	94,421	92,524
11:00 - 11:59	94,763	93,190	96,276	100,105	109,533	103,051	114,409	121,880	105,491	104,124	97,316	93,285
12:00 - 12:59	94,875	83,050	102,635	118,573	108,754	107,391	115,931	123,157	116,623	110,405	108,031	104,527
13:00 - 13:59	111,658	90,183	105,173	107,915	108,439	107,367	121,759	123,265	112,961	106,151	97,898	96,676
14:00 - 14:59	121,921	109,418	122,304	121,419	128,705	113,959	127,722	133,276	129,134	131,613	114,386	132,061
15:00 - 15:59	136,845	129,853	135,304	153,529	161,499	166,243	150,469	157,756	164,371	165,268	150,049	136,104
16:00 - 16:59	162,355	142,762	147,807	150,652	183,959	143,379	169,989	207,182	163,379	194,559	177,385	173,404
17:00 - 17:59	152,388	151,139	147,585	156,526	157,888	148,568	173,579	182,305	180,694	159,766	166,141	162,559
18:00 - 18:59	150,895	142,234	157,144	152,184	145,812	141,107	166,287	176,567	172,137	159,513	161,885	160,144
19:00 - 19:59	147,351	137,172	150,429	150,695	159,146	144,545	165,812	169,208	165,244	165,629	143,772	140,230
20:00 - 20:59	151,020	124,919	154,051	140,170	160,702	159,161	154,873	162,637	155,694	146,215	130,249	137,012
21:00 - 21:59	116,368	116,509	140,808	133,539	140,565	144,061	147,638	156,675	136,879	125,986	120,163	113,258
22:00 - 22:59	102,146	95,561	122,638	135,079	131,503	131,636	140,131	126,778	120,357	114,360	98,280	105,290
23:00 - 23:59	95,325	101,092	101,435	105,672	116,457	118,074	144,108	125,168	123,960	109,974	103,872	99,637
00:00 - 00:59	92,887	86,592	93,894	99,358	120,392	120,506	136,765	117,717	116,139	104,140	95,091	101,838
01:00 - 01:59	92,326	76,554	86,465	80,339	110,055	119,640	126,370	109,101	97,660	105,374	84,030	79,779
02:00 - 02:59	82,146	88,170	72,530	99,422	106,181	97,746	132,822	107,438	90,676	90,975	85,662	83,162
03:00 - 03:59	68,634	65,774	66,798	61,978	65,862	75,414	86,106	74,023	71,878	61,122	52,233	62,350
04:00 - 04:59	44,468	35,465	48,226	42,263	44,712	49,262	56,600	54,923	50,794	55,510	44,042	43,894
05:00 - 05:59	31,309	31,016	36,723	31,225	35,683	41,919	40,466	39,774	34,041	37,978	33,680	34,847

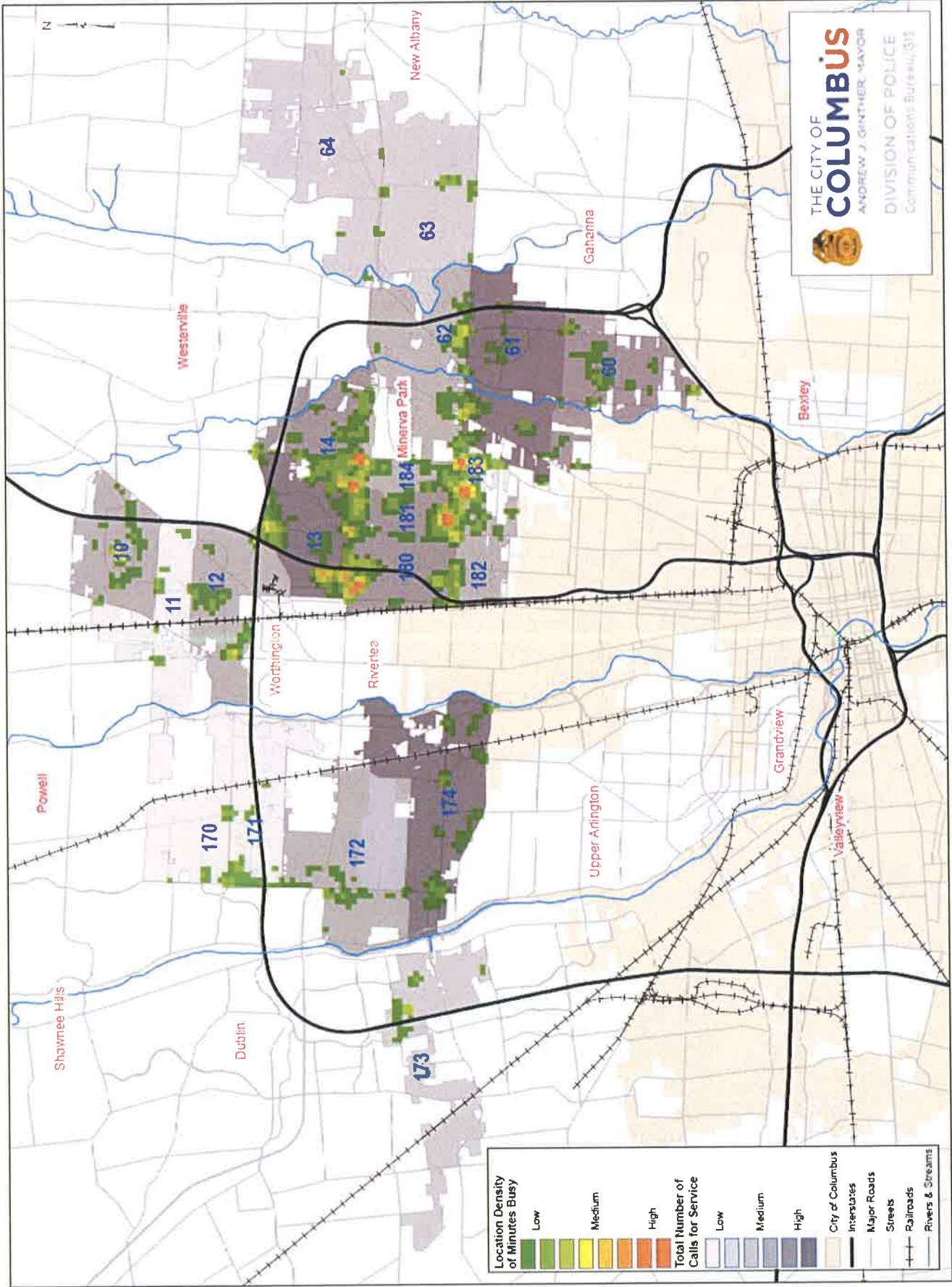
2016 Total Number of Minutes Busy on Dispatched Calls for Service



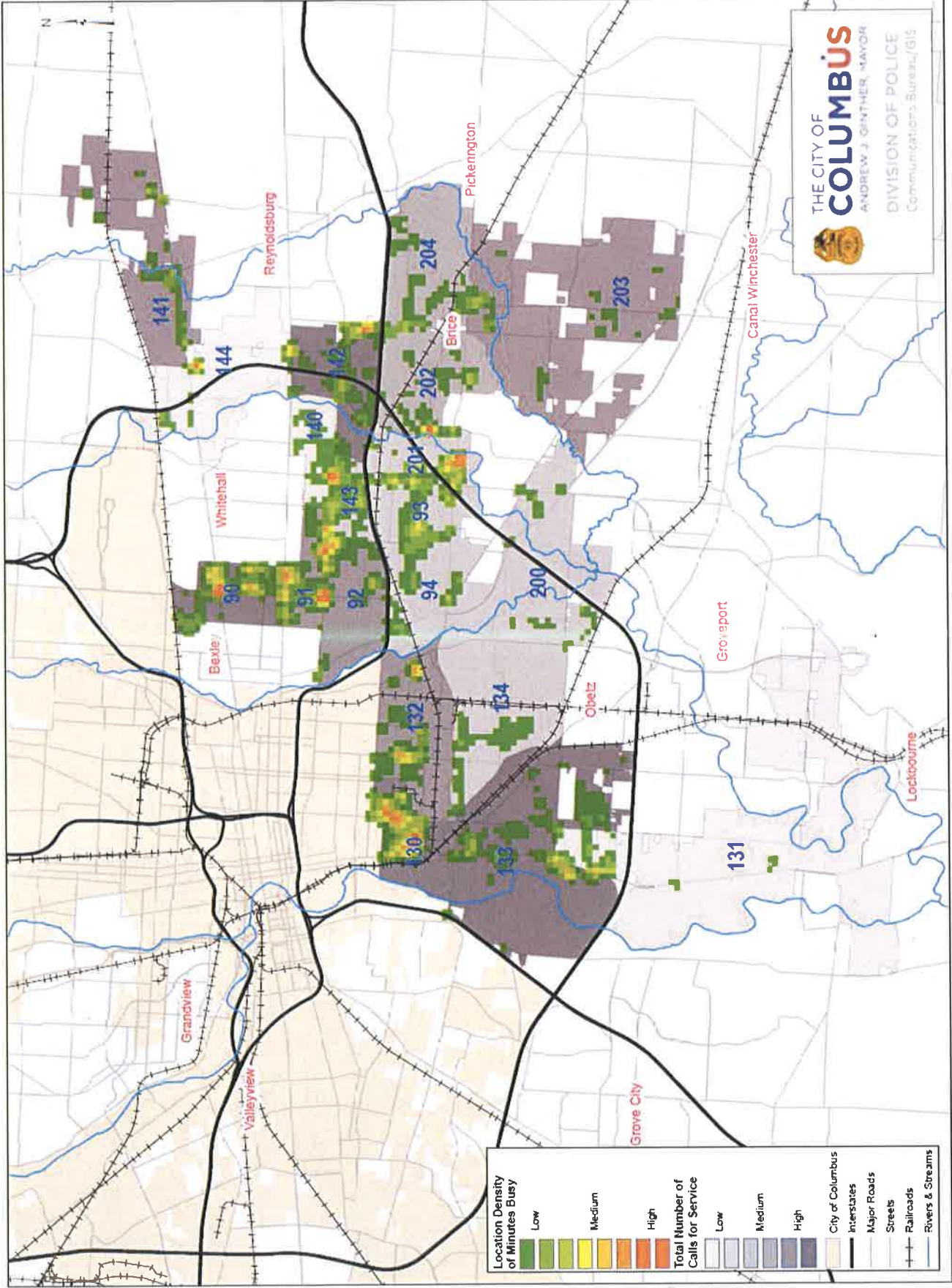
2016 Location Density of Minutes Busy on Dispatched Calls for Service



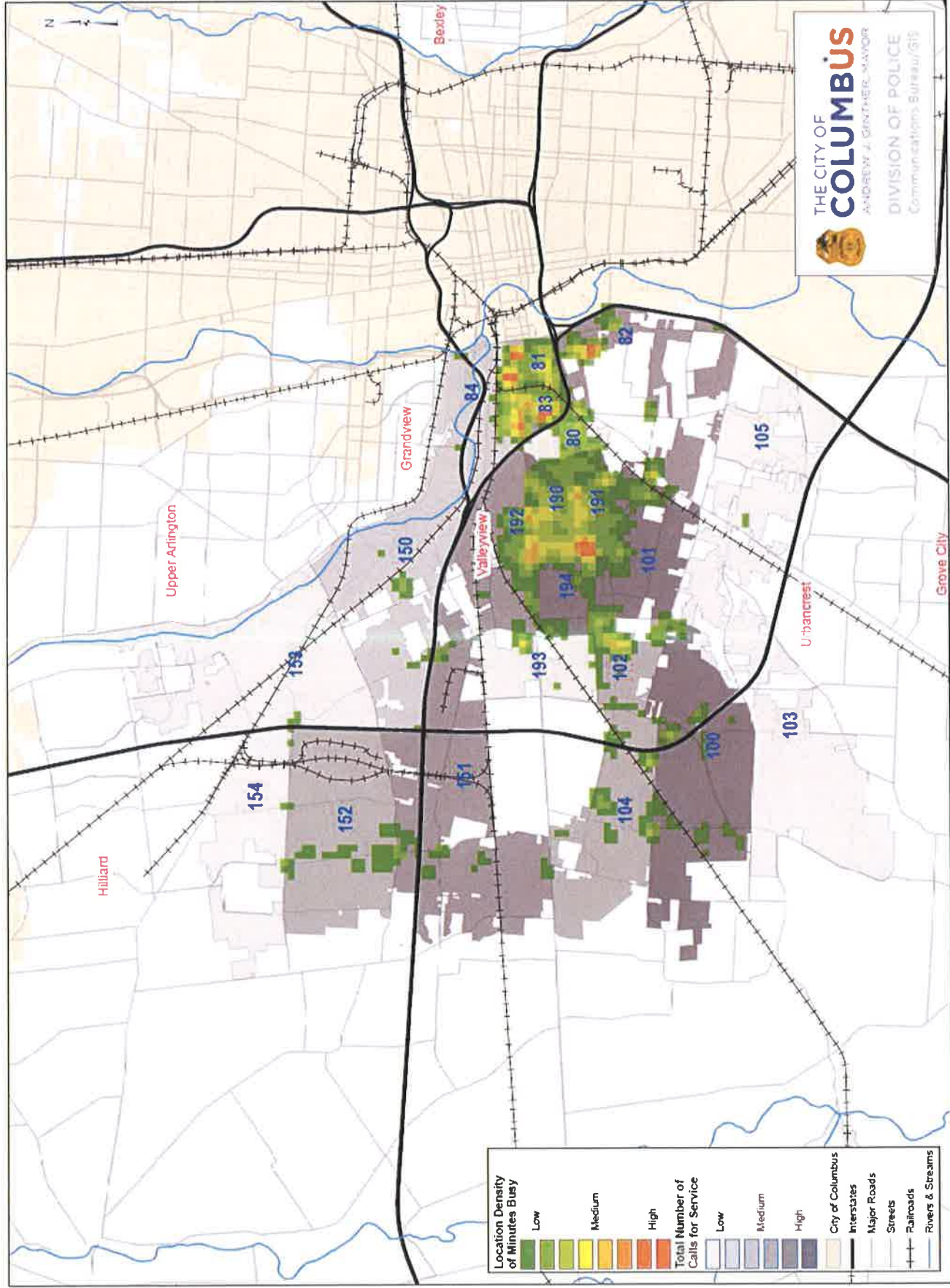
Zone 1 - 2016 Total Number of Dispatched Calls for Service and Location Density of Minutes Busy



Zone 2 - 2016 Total Number of Dispatched Calls for Service and Location Density of Minutes Busy

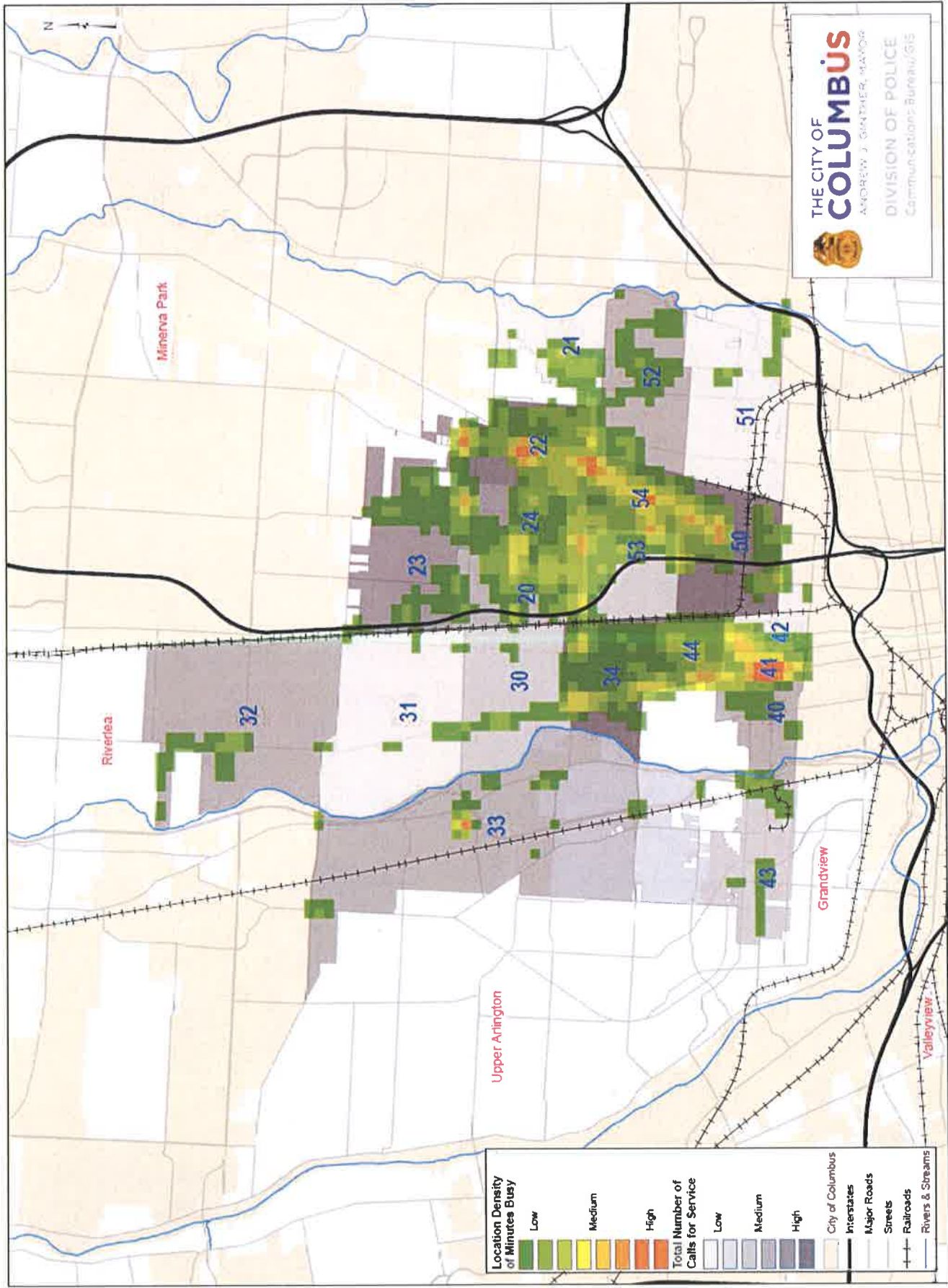


Zone 3 - 2016 Total Number of Dispatched Calls for Service and Location Density of Minutes Busy

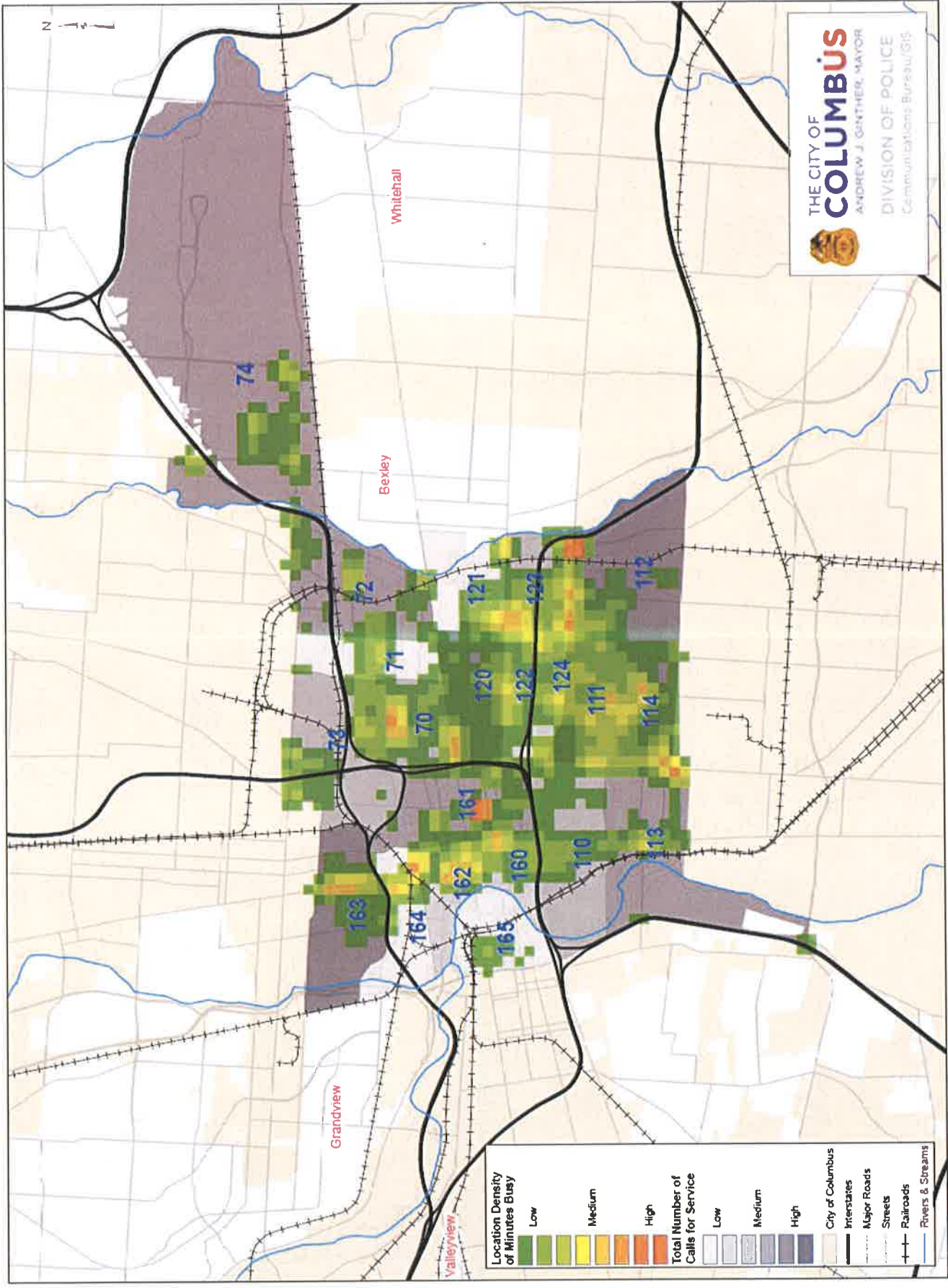


Location Density of Minutes Busy	Total Number of Calls for Service	City of Columbus
Low	Low	Interstates
Medium	Medium	Major Roads
High	High	Streets
		Railroads
		Rivers & Streams

Zone 4 - 2016 Total Number of Dispatched Calls for Service and Location Density of Minutes Busy



Zone 5 - 2016 Total Number of Dispatched Calls for Service and Location Density of Minutes Busy

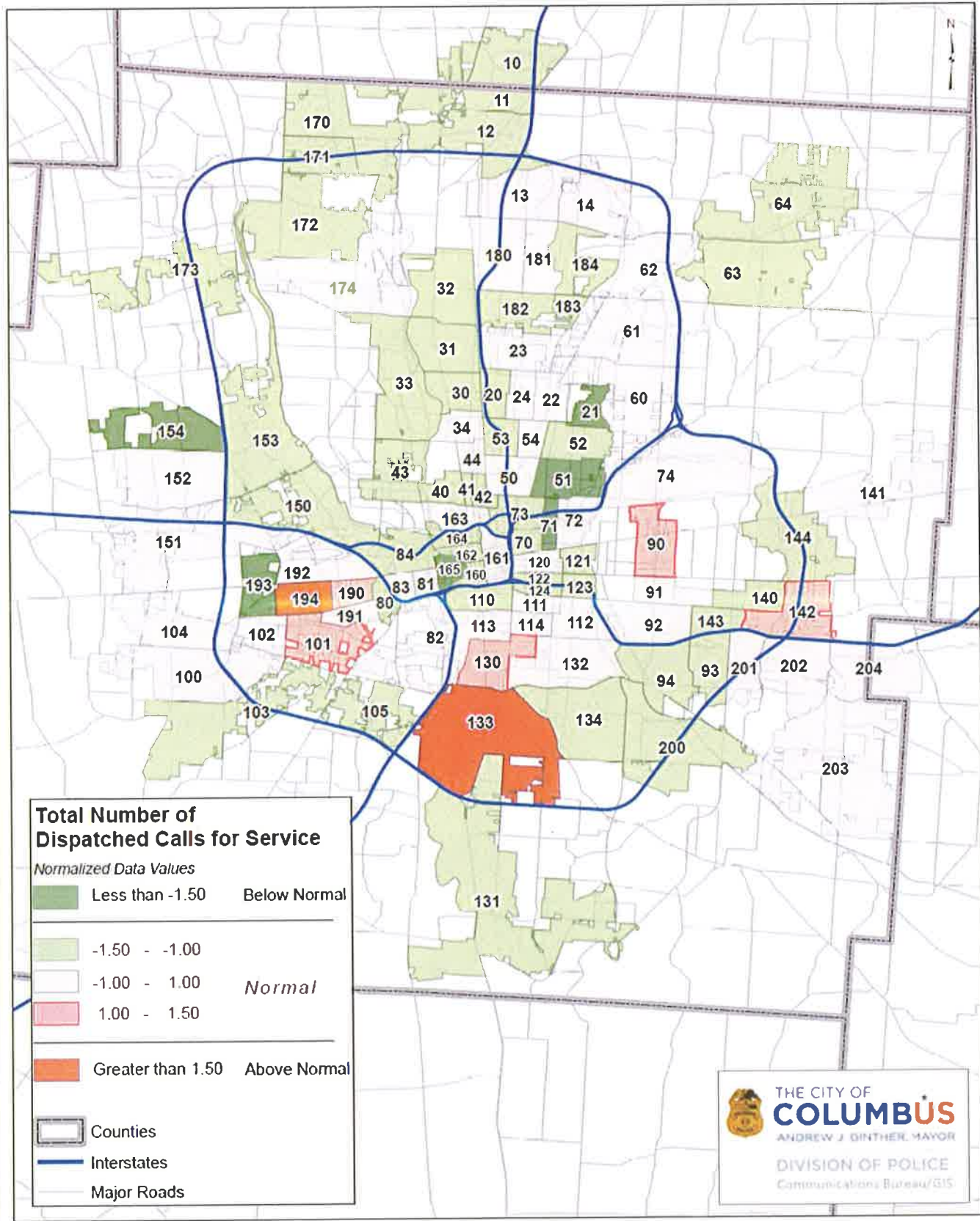


2016 Total Number of Dispatched Calls for Service by Month and Hour of the Day

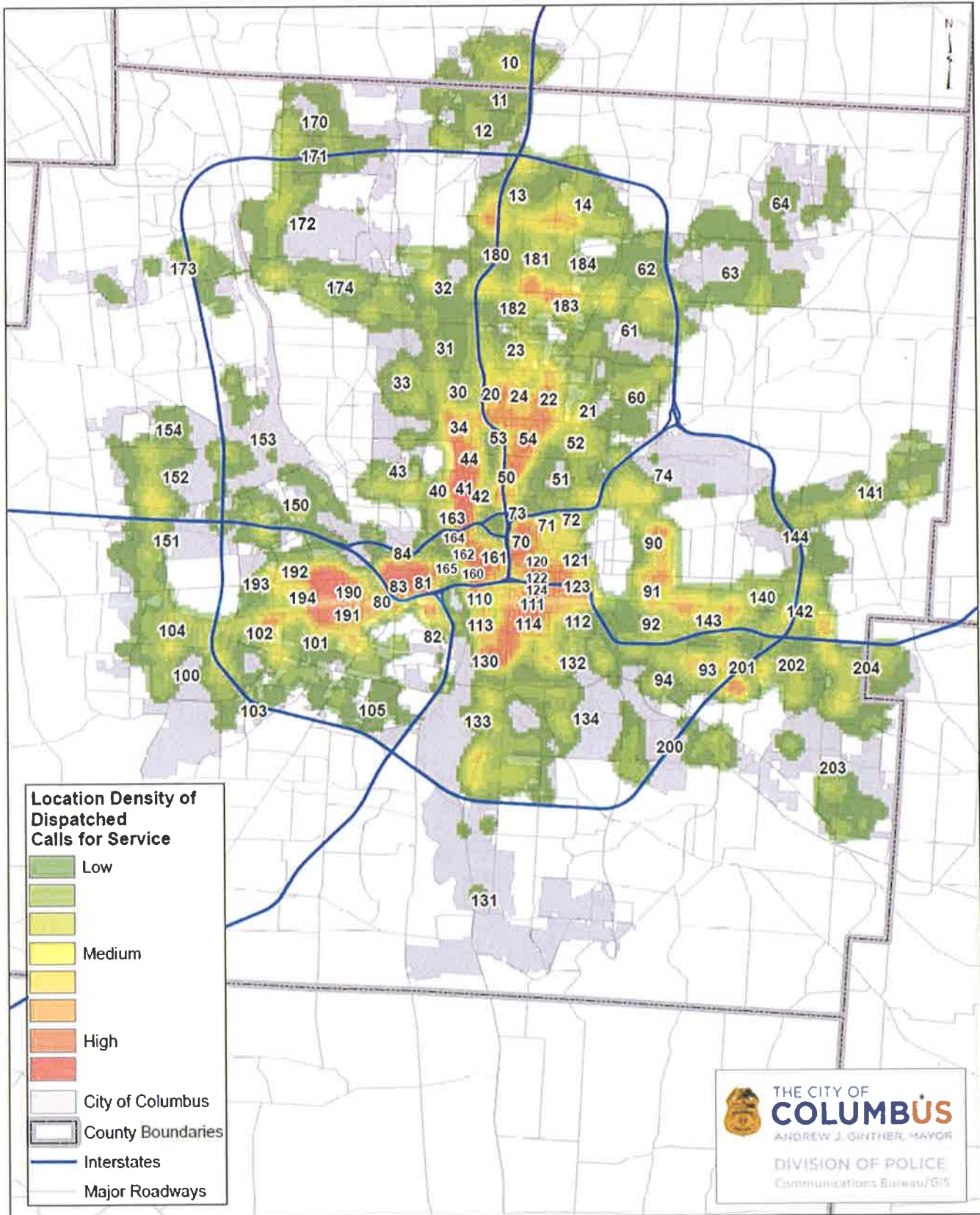
January 1st, 2016 through December 31st, 2016

Hour of the Day	January	February	March	April	May	June	July	August	September	October	November	December
06:00 - 06:59	528	495	521	542	610	638	615	613	673	610	559	570
07:00 - 07:59	796	759	773	872	881	885	908	945	990	854	778	801
08:00 - 08:59	1,015	951	1,082	1,131	1,093	1,157	1,170	1,169	1,231	1,210	1,128	1,032
09:00 - 09:59	1,158	1,110	1,280	1,195	1,298	1,359	1,304	1,375	1,398	1,327	1,240	1,255
10:00 - 10:59	1,305	1,157	1,439	1,400	1,466	1,446	1,521	1,556	1,517	1,379	1,315	1,337
11:00 - 11:59	1,427	1,311	1,450	1,428	1,587	1,619	1,616	1,628	1,527	1,498	1,492	1,390
12:00 - 12:59	1,499	1,326	1,675	1,663	1,774	1,577	1,681	1,730	1,649	1,674	1,567	1,474
13:00 - 13:59	1,535	1,411	1,615	1,519	1,638	1,608	1,709	1,713	1,623	1,603	1,454	1,426
14:00 - 14:59	1,582	1,373	1,609	1,559	1,699	1,672	1,724	1,805	1,665	1,697	1,545	1,562
15:00 - 15:59	1,706	1,661	1,884	1,909	2,091	1,862	1,929	1,977	1,995	2,004	1,790	1,713
16:00 - 16:59	1,878	1,739	2,012	1,926	2,202	2,009	2,043	2,168	2,019	2,085	1,917	1,858
17:00 - 17:59	1,766	1,805	2,067	2,084	2,184	2,011	2,026	2,179	2,101	2,088	2,018	1,912
18:00 - 18:59	1,806	1,724	2,052	2,002	2,089	2,063	1,941	2,152	2,079	2,033	1,918	1,735
19:00 - 19:59	1,643	1,602	1,894	1,892	2,077	2,020	1,957	2,019	1,945	1,923	1,720	1,648
20:00 - 20:59	1,537	1,509	1,900	1,780	1,979	2,088	1,923	1,978	1,982	1,833	1,595	1,592
21:00 - 21:59	1,370	1,400	1,685	1,729	1,902	1,951	2,044	1,924	1,803	1,633	1,472	1,462
22:00 - 22:59	1,273	1,240	1,606	1,645	1,818	2,068	2,027	1,731	1,625	1,597	1,392	1,349
23:00 - 23:59	1,278	1,238	1,518	1,482	1,596	1,822	1,881	1,668	1,557	1,498	1,252	1,211
00:00 - 00:59	1,121	1,074	1,282	1,330	1,423	1,625	1,674	1,461	1,385	1,368	1,131	1,205
01:00 - 01:59	1,004	895	1,093	1,055	1,145	1,269	1,345	1,268	1,060	1,118	988	966
02:00 - 02:59	921	832	861	963	1,058	1,149	1,237	1,042	969	981	835	921
03:00 - 03:59	766	724	781	806	867	863	941	878	759	815	691	740
04:00 - 04:59	560	453	613	542	563	610	701	669	579	607	527	524
05:00 - 05:59	487	432	504	466	505	528	564	574	516	515	464	524

2016 Total Number of Dispatched Calls for Service



2016 Location Density of Dispatched Calls for Service



The following charts break down the total population, total number of households, and total number of Part 1 Violent Crimes by Zone, Precinct, and Cruiser District.

Per capita data was ranked citywide with 1 representing the highest rate of violent crime per capita. Per capita rates were determined using 1,000 people per Cruiser District, 10,000 people per Precinct, and 100,000 people per Zone.

Per capita data was also normalized and assigned a Z Value using the appropriate mean and standard deviation. Z Values shown in green are below normal while Z values shown in red represent values that are above normal. The normal ranges for Z Values fall between 0 and 1 when each cruiser district is compared to the averages of the other cruiser districts citywide.

Police Zone	Population and Part 1 Violent Crime Data					
	2010 Population	Total Number of Households	Total Number of Part 1 Violent Crimes	Per capita Rate of 100,000 people	Rank	Z Value
Zone 1	260,000	123,433	813	312.69	5	-1.29
Zone 2	188,240	87,391	1,280	679.98	4	-0.29
Zone 3	177,796	76,176	1,325	745.24	3	-0.11
Zone 4	143,392	66,762	1,075	749.69	2	-0.10
Zone 5	66,088	38,792	953	1,442.02	1	1.79

Police Precinct	Population and Part 1 Violent Crime Data					
	2010 Population	Total Number of Households	Total Number of Part 1 Violent Crimes	Per capita Rate of 10,000 people	Rank	Z Value
1 Precinct	59,933	28,511	216	36.04	16	-0.88
2 Precinct	28,264	13,144	347	122.77	7	0.43
3 Precinct	55,585	27,511	131	23.57	18	-1.07
4 Precinct	40,820	17,623	203	49.73	13	-0.68
5 Precinct	18,723	8,484	394	210.44	2	1.76
6 Precinct	68,096	32,155	204	29.96	17	-0.97
7 Precinct	15,975	9,219	264	165.26	4	1.07
8 Precinct	16,790	7,377	368	219.18	1	1.89
9 Precinct	40,152	20,097	391	97.38	9	0.05
10 Precinct	73,298	30,199	333	45.43	14	-0.74
11 Precinct	23,539	12,988	356	151.24	6	0.86
12 Precinct	12,157	7,075	187	153.82	5	0.90
13 Precinct	37,643	16,230	345	91.65	10	-0.04
14 Precinct	50,511	24,596	276	54.64	12	-0.60
15 Precinct	60,677	26,788	91	15.00	19	-1.20
16 Precinct	14,417	9,510	146	101.27	8	0.10
17 Precinct	87,587	42,148	99	11.30	20	-1.26
18 Precinct	44,384	20,619	294	66.24	11	-0.43
19 Precinct	27,031	11,812	533	197.18	3	1.56
20 Precinct	59,934	26,468	268	44.72	15	-0.75

	2010 Population	Total Number of Households	Total Number of Part 1 Violent Crimes	Per capita Rate	
Precinct Average	41,776	19,628	272	94.34	<i>of 10,000 people</i>
Zone Average	167,103	78,511	1,089	785.92	<i>of 100,000 people</i>
Citywide Grand Total	835,516	392,554	5,446	651.81	<i>of 100,000 people</i>

P A T R O L Z O N E 1	Precinct	Cruiser District	Population and Part 1 Violent Crime Data					
			2010 Population	Total Number of Households	Total Number of Part 1 Violent Crimes	Per capita Rate of 1,000 people	Rank	Z Value
			10	5,201	2,480	10	1.92	85
11	15,462	7,261	19	1.23	96	-1.04		
12	12,158	5,740	42	3.45	75	-0.80		
13	13,141	6,375	85	6.47	59	-0.47		
14	13,971	6,655	60	4.29	72	-0.71		
60	14,514	6,107	63	4.34	70	-0.70		
61	8,528	4,101	65	7.62	53	-0.35		
62	12,136	5,287	41	3.38	76	-0.81		
63	17,102	8,316	22	1.29	95	-1.04		
64	15,816	8,344	13	0.82	99	-1.09		
170	21,190	8,460	18	0.85	98	-1.08		
171	10,659	4,517	8	0.75	100	-1.10		
172	13,819	6,730	24	1.74	88	-0.99		
173	16,283	8,564	9	0.55	101	-1.12		
174	25,636	13,877	40	1.56	91	-1.01		
180	10,557	5,267	62	5.87	63	-0.54		
181	10,570	4,831	73	6.91	56	-0.42		
182	8,359	4,284	49	5.86	64	-0.54		
183	3,338	1,712	45	13.48	33	0.29		
184	11,560	4,525	65	5.62	66	-0.56		

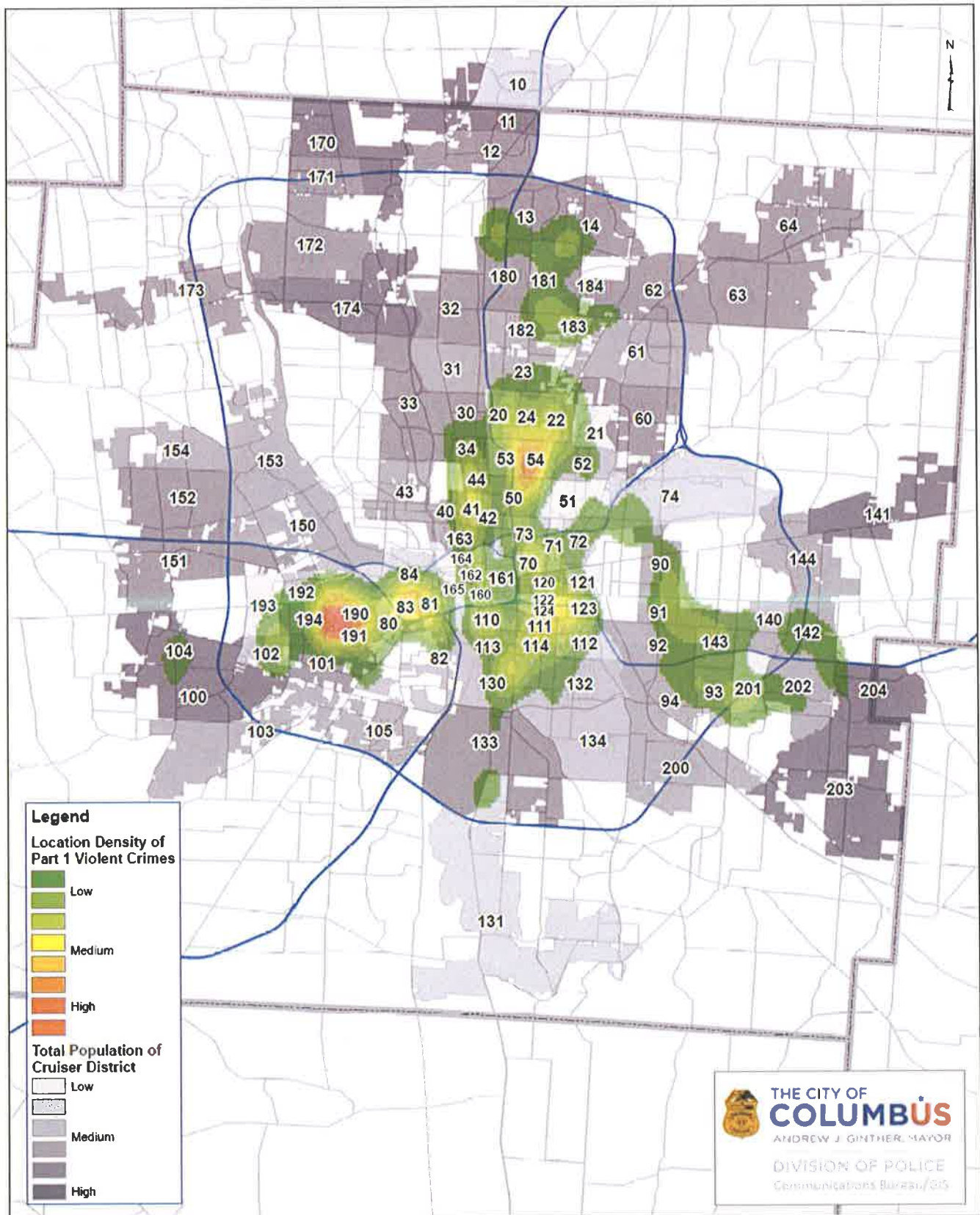
P A T R O L Z O N E 2	Precinct	Cruiser District	Population and Part 1 Violent Crime Data					
			2010 Population	Total Number of Households	Total Number of Part 1 Violent Crimes	Per capita Rate of 1,000 people	Rank	Z Value
			90	10,073	5,150	97	9.63	47
91	6,678	3,741	100	14.97	29	0.46		
92	10,809	5,216	55	5.09	68	-0.62		
93	4,695	2,232	89	18.96	18	0.89		
94	7,897	3,758	50	6.33	60	-0.49		
130	6,025	3,014	108	17.93	21	0.78		
131	6,677	2,630	38	5.69	65	-0.56		
132	5,378	3,030	65	12.09	37	0.14		
133	13,825	5,088	82	5.93	61	-0.53		
134	5,738	2,468	52	9.06	51	-0.19		
140	5,474	2,550	36	6.58	58	-0.46		
141	19,291	8,739	46	2.38	79	-0.92		
142	11,006	5,821	105	9.54	48	-0.14		
143	4,905	2,168	66	13.46	34	0.29		
144	9,835	5,318	23	2.34	80	-0.92		
200	9,426	4,375	27	2.86	77	-0.86		
201	3,460	2,099	64	18.50	19	0.84		
202	10,719	4,171	96	8.96	52	-0.20		
203	17,935	7,969	35	1.95	84	-0.96		
204	18,394	7,854	46	2.50	78	-0.90		

PATROL ZONE 3	Precinct	Cruiser District	Population and Part 1 Violent Crime Data					
			2010 Population	Total Number of Households	Total Number of Part 1 Violent Crimes	Per capita Rate of 1,000 people	Rank	Z Value
			8	80	2,352	1,181	40	17.01
81	2,912	1,324		87	29.88	6	2.08	
82	7,107	2,645		95	13.37	35	0.28	
83	2,293	1,250		88	38.38	1	3.01	
84	2,126	977		58	27.28	8	1.80	
10	100	16,439	7,099	71	4.32	71	-0.71	
	101	11,680	5,265	79	6.76	57	-0.44	
	102	7,557	3,120	76	10.06	44	-0.08	
	103	12,379	4,377	20	1.62	90	-1.00	
	104	17,229	7,099	71	4.12	73	-0.73	
	105	8,014	3,239	16	2.00	82	-0.96	
15	150	10,860	5,608	19	1.75	87	-0.99	
	151	14,459	6,278	30	2.07	81	-0.95	
	152	13,239	5,702	24	1.81	86	-0.98	
	153	8,312	4,035	11	1.32	94	-1.03	
	154	13,807	5,165	7	0.51	102	-1.12	
19	190	6,000	2,683	163	27.17	9	1.79	
	191	5,367	2,290	137	25.53	11	1.61	
	192	6,308	2,582	72	11.41	38	0.07	
	193	1,175	690	26	22.13	14	1.24	
	194	8,181	3,567	135	16.50	26	0.62	

PATROL ZONE 4	Precinct	Cruiser District	Population and Part 1 Violent Crime Data					
			2010 Population	Total Number of Households	Total Number of Part 1 Violent Crimes	Per capita Rate of 1,000 people	Rank	Z Value
			2	20	4,593	2,211	59	12.85
21	2,568	976		25	9.74	46	-0.11	
22	6,027	2,959		117	19.41	16	0.94	
23	9,615	4,464		67	6.97	55	-0.42	
24	5,461	2,534		79	14.47	31	0.40	
3	30	9,511	5,048	14	1.47	92	-1.02	
	31	8,385	4,003	10	1.19	97	-1.05	
	32	11,797	6,837	17	1.44	93	-1.02	
	33	11,138	5,836	22	1.98	83	-0.96	
	34	14,754	5,787	68	4.61	69	-0.67	
4	40	12,678	4,146	45	3.55	74	-0.79	
	41	2,128	1,213	41	19.27	17	0.93	
	42	2,249	1,204	23	10.23	42	-0.06	
	43	10,883	6,458	18	1.65	89	-1.00	
	44	12,882	4,602	76	5.90	62	-0.53	
5	50	3,574	1,643	114	31.90	3	2.31	
	51	2,521	820	28	11.11	39	0.04	
	52	5,953	2,533	64	10.75	41	0.00	
	53	2,145	1,048	45	20.98	15	1.11	
	54	4,530	2,440	143	31.57	4	2.27	

PATROL ZONE	Precinct	Cruiser District	Population and Part 1 Violent Crime Data					
			2010 Population	Total Number of Households	Total Number of Part 1 Violent Crimes	Per capita Rate of 1,000 people	Rank	Z Value
5	7	70	3,260	2,151	56	17.18	22	0.70
		71	1,984	1,183	20	10.08	43	-0.08
		72	4,053	2,389	66	16.28	27	0.60
		73	2,553	1,519	61	23.89	13	1.43
		74	4,125	1,977	61	14.79	30	0.44
	11	110	5,126	3,418	88	17.17	23	0.70
		111	4,326	2,351	74	17.11	24	0.69
		112	4,404	2,069	80	18.17	20	0.81
		113	4,354	2,595	31	7.12	54	-0.40
		114	5,329	2,555	83	15.58	28	0.52
	12	120	4,601	2,835	50	10.87	40	0.01
		121	2,049	1,179	20	9.76	45	-0.11
		122	1,366	871	36	26.35	10	1.70
		123	2,196	1,281	54	24.59	12	1.51
		124	1,945	909	27	13.88	32	0.34
	16	160	707	673	25	35.36	2	2.68
		161	3,170	2,069	29	9.15	50	-0.18
		162	958	822	27	28.18	7	1.90
		163	7,826	5,059	40	5.11	67	-0.62
		164	386	341	12	31.09	5	2.22
165		1,370	546	13	9.49	49	-0.14	

2016 Location Density of Part 1 Violent Crimes and Total Population



The following charts break down the total number of dispatched calls for service based on the Zone, Precinct, and Cruiser District that the event was geographically located on and the time of day the event occurred.

Data was ranked citywide with 1 representing the highest number of dispatched calls for service.

Grand Total Data was normalized and assigned a Z Value using a mean of 3,902.324 (Calls for Service) with a standard deviation of 1489.619. Z Values shown in dark green are below normal while Z values shown in dark red represent values that are above normal. The normal range for Z Values fall between -1.5 and 1.5.

Police Zone	Total Number of Dispatched Calls for Service					
	A Company	B Company	C Company	Grand Total	Rank	Z Value
Zone 1	23,042	35,214	19,614	77,870	3	-0.01
Zone 2	26,214	42,574	24,896	93,684	1	0.52
Zone 3	25,360	40,422	21,983	87,765	2	0.19
Zone 4	20,296	29,743	19,725	69,764	4	-0.28
Zone 5	20,805	29,452	18,697	68,954	5	-0.42

Police Precinct	Total Number of Dispatched Calls for Service					
	A Company	B Company	C Company	Grand Total	Rank	Z Value
1 Precinct	6,274	9,106	4,986	20,366	8	0.11
2 Precinct	5,967	9,099	4,643	19,709	12	0.03
3 Precinct	4,891	6,837	4,067	15,795	19	-0.50
4 Precinct	4,311	6,032	6,024	16,367	17	-0.42
5 Precinct	5,127	7,775	4,991	17,893	13	-0.22
6 Precinct	6,420	9,169	4,747	20,336	9	0.11
7 Precinct	4,628	7,086	4,824	16,538	16	-0.40
8 Precinct	5,327	9,304	5,281	19,912	11	0.05
9 Precinct	6,755	10,883	6,734	24,372	4	0.65
10 Precinct	6,790	11,337	6,572	24,699	3	0.14
11 Precinct	6,316	9,459	6,131	21,906	6	0.32
12 Precinct	4,385	6,336	3,158	13,879	20	-0.76
13 Precinct	7,150	12,166	6,202	25,518	2	0.81
14 Precinct	6,125	9,425	5,235	20,785	7	0.17
15 Precinct	5,066	7,473	3,797	16,336	18	-0.43
16 Precinct	5,476	6,571	4,584	16,631	15	-0.76
17 Precinct	4,754	7,733	4,512	16,999	14	-0.34
18 Precinct	5,594	9,206	5,369	20,169	10	0.09
19 Precinct	8,177	12,308	6,333	26,818	1	0.98
20 Precinct	6,184	10,100	6,725	23,009	5	0.47

	A Company	B Company	C Company	Overall
Precinct Average	5,786	8,870	5,246	19,902
Zone Average	23,143	35,481	20,983	79,607
Grand Total	115,717	177,405	104,915	398,037

PATROL ZONE 1	Precinct	Cruiser District	Total Number of Dispatched Calls for Service					
			A Company	B Company	C Company	Grand Total	Rank	Z Value
1	1	10	1,157	1,844	787	3,788	53	-0.08
		11	762	1,022	537	2,321	85	-1.06
		12	1,174	1,681	921	3,776	54	-0.08
		13	1,617	2,325	1,449	5,391	17	1.00
		14	1,564	2,234	1,292	5,090	26	0.80
6	6	60	1,407	1,975	1,120	4,502	38	0.40
		61	1,808	2,633	1,273	5,714	12	1.22
		62	1,288	1,922	1,032	4,242	43	0.23
		63	954	1,316	657	2,927	73	-0.65
		64	963	1,323	665	2,951	71	-0.64
17	17	170	689	1,061	603	2,353	84	-1.04
		171	650	1,131	628	2,409	82	-1.00
		172	958	1,645	833	3,436	62	-0.31
		173	794	1,276	816	2,886	74	-0.68
		174	1,663	2,620	1,632	5,915	9	1.35
18	18	180	1,448	2,231	1,395	5,074	28	0.79
		181	1,355	2,315	1,314	4,984	29	0.73
		182	1,065	1,742	1,055	3,862	50	-0.03
		183	622	1,153	661	2,436	81	-0.98
		184	1,104	1,765	944	3,813	51	-0.06

PATROL ZONE 2	Precinct	Cruiser District	Total Number of Dispatched Calls for Service					
			A Company	B Company	C Company	Grand Total	Rank	Z Value
9	9	90	1,748	2,762	1,834	6,344	7	1.64
		91	1,535	2,476	1,686	5,697	13	1.20
		92	1,549	2,410	1,405	5,364	18	0.98
		93	925	1,650	849	3,424	63	-0.32
		94	998	1,585	960	3,543	59	-0.24
13	13	130	1,794	3,186	1,810	6,790	3	1.94
		131	734	1,175	675	2,584	79	-0.89
		132	1,452	2,486	1,369	5,307	19	0.94
		133	2,218	3,784	1,619	7,621	1	2.50
		134	952	1,535	729	3,216	69	-0.46
14	14	140	694	1,112	633	2,439	80	-0.98
		141	1,674	2,473	1,135	5,282	20	0.93
		142	1,819	2,750	1,850	6,419	5	1.69
		143	1,001	1,742	965	3,708	55	-0.13
		144	937	1,348	652	2,937	72	-0.65
20	20	200	990	1,589	962	3,541	60	-0.24
		201	999	1,740	1,250	3,989	47	0.06
		202	1,421	2,028	1,457	4,906	31	0.67
		203	1,440	2,457	1,595	5,492	14	1.07
		204	1,334	2,286	1,461	5,081	27	0.79

Precinct	Cruiser District	Total Number of Dispatched Calls for Service						
		A Company	B Company	C Company	Grand Total	Rank	Z Value	
P A T R O L Z O N E 3	8	80	562	984	570	2,116	88	-1.20
		81	1,068	1,784	1,146	3,998	46	0.06
		82	1,342	2,468	1,347	5,157	22	0.84
		83	1,373	2,488	1,383	5,244	21	0.90
		84	982	1,580	835	3,397	64	-0.34
	10	100	1,612	2,665	1,609	5,886	10	1.33
		101	1,807	2,838	1,702	6,347	6	1.64
		102	1,085	1,879	962	3,926	49	0.02
		103	624	1,059	508	2,191	87	-1.15
		104	1,181	2,065	1,284	4,530	37	0.42
		105	481	831	507	1,819	94	-1.40
	15	150	1,004	1,426	859	3,289	66	-0.41
		151	1,619	2,291	1,181	5,091	25	0.80
		152	1,339	2,272	969	4,580	35	0.45
		153	659	843	482	1,984	92	-1.29
		154	445	641	306	1,392	100	-1.69
	19	190	2,002	3,136	1,568	6,706	4	1.88
		191	1,803	2,809	1,501	6,113	8	1.48
		192	1,758	2,462	1,265	5,485	15	1.06
193		386	682	284	1,352	101	-1.71	
194		2,228	3,219	1,715	7,162	2	2.19	

Precinct	Cruiser District	Total Number of Dispatched Calls for Service						
		A Company	B Company	C Company	Grand Total	Rank	Z Value	
P A T R O L Z O N E 4	2	20	1,152	1,790	848	3,790	52	-0.08
		21	513	733	381	1,627	97	-1.53
		22	1,774	2,623	1,378	5,775	11	1.26
		23	1,284	1,913	1,076	4,273	40	0.25
		24	1,244	2,040	960	4,244	42	0.23
	3	30	797	1,112	493	2,402	83	-1.01
		31	738	927	326	1,991	91	-1.28
		32	1,076	1,523	691	3,290	65	-0.41
		33	1,013	1,441	809	3,263	67	-0.43
		34	1,267	1,834	1,748	4,849	32	0.64
	4	40	977	1,464	1,143	3,584	57	-0.21
		41	694	1,065	875	2,634	78	-0.85
		42	557	787	638	1,982	93	-1.29
		43	854	1,116	791	2,761	76	-0.77
		44	1,229	1,600	2,577	5,406	16	1.01
	5	50	1,535	2,192	1,404	5,131	23	0.82
		51	416	646	372	1,434	99	-1.66
		52	1,053	1,543	973	3,569	58	-0.22
		53	818	1,289	738	2,845	75	-0.71
		54	1,305	2,105	1,504	4,914	30	0.68

P A T R O L Z O N E S	Precinct	Cruiser District	Total Number of Dispatched Calls for Service					
			A Company	B Company	C Company	Grand Total	Rank	Z Value
	7	70	1,077	1,603	1,002	3,682	56	-0.15
		71	412	622	441	1,475	98	-1.63
		72	1,142	1,793	1,191	4,126	45	0.15
		73	807	1,309	1,003	3,119	70	-0.53
		74	1,190	1,759	1,187	4,136	44	0.16
	11	110	1,243	1,500	774	3,517	61	-0.26
		111	1,352	2,082	1,397	4,831	33	0.62
		112	1,248	1,966	1,262	4,476	39	0.39
		113	1,148	1,667	1,163	3,978	48	0.05
		114	1,325	2,244	1,535	5,104	24	0.81
	12	120	1,465	1,997	1,118	4,580	35	0.45
		121	529	828	353	1,710	96	-1.47
		122	715	1,097	463	2,275	86	-1.09
		123	999	1,513	751	3,263	67	-0.43
		124	677	901	473	2,051	90	-1.24
	16	160	985	1,054	616	2,655	77	-0.84
		161	1,504	1,731	1,023	4,258	41	0.24
		162	821	776	489	2,086	89	-1.22
163		1,329	1,807	1,577	4,713	34	0.54	
164		482	636	602	1,720	95	-1.47	
165		355	567	277	1,199	102	-1.81	

Dispatched Calls for Service Z Value Shading

Values less than -1.50	Below Normal
Values from -1.49 to -1.00	Normal
Values from -1.00 to 1.00	
Values from 1.00 - 1.50	Above Normal
Values greater than 1.50	

2017 Patrol Redistricting Proposal

Table of Contents

2017 Patrol Redistricting Report (Cmd. Cameron)
Proposed 5 – Zone Mid-watch District Map

Report – 2016 Minutes Busy on Dispatched Calls for Service (Ms. Waugh)

Report – 2016 Minutes Busy Normalized by Cruiser District (Ms. Waugh)

2017 Patrol Redistricting 5 –Zone Plan (Ms. Waugh)

- 5 – Zone 990 Plan Staffing Chart
- 5 – Zone 990 Plan Staffing Analysis
- 5 – Zone 972 Plan Staffing Chart
- 5 – Zone @-Current Model Staffing Chart
- 5 – Zone 950 Plan Staffing Chart
- 5 – Zone Sample Displacement Roster

2017 Patrol Redistricting 6 – Zone Plan (Ms. Waugh)

- 6 – Zone 990 Plan Staffing Chart
- 6 – Zone 990 Plan Service Demand Analysis
- 6 – Zone 990 Plan Staffing Analysis
- 6 – Zone 972 Plan Staffing Chart
- 6 – Zone @ Current Model Staffing Chart
- 6 – Zone 950 Plan Staffing Chart
- 6 – Zone Sample Displacement Roster

Communications Report – Support for 6 Zones (Lt. Dopp)

City of Columbus, Ohio
Division of Police



2016 Normalized CD's

Columbus Division of Police



MINUTES BUSY ON DISPATCHED CALLS FOR SERVICE

2016

January 1st, 2016 through December 31st, 2016

Proposal 1 (R4) – Normalization of Minutes Busy on each Cruiser District – All Shifts

The following charts break down the total number of minutes busy that were spent by each on officer on dispatched calls for service based on the Zone, Precinct, and Cruiser District that the event was geographically located on and the time of day the event occurred.

Data was ranked citywide with 1 representing the highest number of minutes busy spent on dispatched calls for service.

Grand Total Data was normalized and assigned a Z Value using a mean of 87,600 (minutes) with a standard deviation of 20,485.57. Z Values shown in dark green are below normal while Z values shown in dark red represent values that are above normal. The normal range for Z Values falls between -2 and 2.

Police Zone	Total Number of Minutes Busy on Dispatched Calls for Service					
	A Company	B Company	C Company	Grand Total	Rank	Z Value
Zone 1	1,621,879	2,812,495	1,532,071	5,966,445	3	-0.06
Zone 2	1,886,169	3,460,740	1,741,081	7,087,990	2	0.16
Zone 3	1,605,518	3,450,291	2,086,696	7,142,505	1	0.37
Zone 4	1,322,278	2,351,103	1,571,003	5,244,384	4	0.22
Zone 5	1,369,146	2,376,521	1,321,769	5,067,436	5	0.06

Police Precinct	Total Number of Minutes Busy on Dispatched Calls for Service					
	A Company	B Company	C Company	Grand Total	Rank	Z Value
1 Precinct	451,313	790,816	453,241	1,695,370	4	0.32
2 Precinct	421,995	739,618	507,057	1,668,670	6	1.15
3 Precinct	327,900	503,051	314,175	1,145,126	17	0.38
4 Precinct	218,585	455,001	354,477	1,028,063	20	-0.09
5 Precinct	353,798	653,433	395,294	1,402,525	13	-0.47
6 Precinct	438,878	653,005	315,274	1,407,157	12	-0.46
7 Precinct	301,760	597,749	336,876	1,236,385	14	0.75
8 Precinct	334,341	753,109	501,547	1,588,997	10	0.03
9 Precinct	462,673	869,301	486,223	1,818,197	3	0.65
10 Precinct	576,202	1,352,005	824,146	2,752,353	1	0.70
11 Precinct	432,530	785,834	432,120	1,650,484	7	0.20
12 Precinct	312,681	505,416	231,776	1,049,873	19	-0.01
13 Precinct	551,737	969,273	483,943	2,004,953	2	-0.20
14 Precinct	444,433	778,562	355,198	1,578,193	11	0.00
15 Precinct	324,263	558,112	286,105	1,168,480	16	0.48
16 Precinct	322,175	487,522	320,997	1,130,694	18	-0.60
17 Precinct	303,270	610,424	306,482	1,220,176	15	-0.31
18 Precinct	428,418	758,250	457,074	1,643,742	8	0.18
19 Precinct	370,712	787,065	474,898	1,632,675	9	0.15
20 Precinct	427,326	843,604	415,717	1,686,647	5	0.30

	A Company	B Company	C Company	All Shifts
Precinct Average	390,250	722,558	412,631	1,525,438
Zone Average	1,560,998	2,890,230	1,650,524	6,101,752
Grand Total of Minutes Busy	7,804,990	14,451,150	8,252,620	30,508,760

P A T R O L Z O N E 1	Precinct	Cruiser District	Total Number of Minutes Busy on Dispatched Calls for Service				
			A Company	B Company	C Company	Grand Total	Rank
1	10	76,382	151,260	46,575	274,217	61	0.19
	11	51,121	85,136	43,465	179,722	101	-1.35
	12	68,005	103,906	62,322	234,233	81	-0.46
	13a	88,830	153,782	128,484	371,096	4	1.76
	13b	90,964	160,086	103,427	354,477	10	1.49
	14	76,011	136,646	68,968	281,625	54	0.31
6	60	101,908	147,893	87,645	337,446	22	1.21
	61	63,876	97,096	47,396	208,368	88	-0.89
	62a	70,955	104,836	59,629	235,420	80	-0.45
	62b	63,865	92,141	23,293	179,299	102	-1.36
	63	80,579	123,341	54,035	257,955	73	-0.08
	64	57,695	87,698	43,276	188,669	99	-1.21
17	170	65,195	145,362	63,116	273,673	62	0.18
	171	38,989	83,043	45,863	167,895	105	-1.54
	172	85,090	171,561	76,547	333,198	24	1.15
	173	56,751	107,043	54,222	218,016	86	-0.73
	174	57,245	103,415	66,734	227,394	84	-0.58
18	180	77,774	136,798	84,197	298,769	43	0.59
	181	79,376	143,658	80,713	303,747	41	0.67
	182	81,780	151,354	83,028	316,162	33	0.87
	183	66,031	133,439	77,553	277,023	57	0.23
	184a	75,340	120,013	77,264	272,617	63	0.16
	184b	48,117	72,988	54,319	175,424	104	-1.42

P A T R O L Z O N E 2	Precinct	Cruiser District	Total Number of Minutes Busy on Dispatched Calls for Service				
			A Company	B Company	C Company	Grand Total	Rank
9	90a	81,874	155,521	90,320	327,715	26	1.06
	90b	80,391	133,281	80,561	294,233	45	0.51
	91	84,700	144,595	84,273	313,568	37	0.83
	92	87,102	165,436	90,396	342,934	18	1.30
	93	60,178	148,468	63,636	272,282	64	0.15
	94	68,428	122,000	77,037	267,465	67	0.08
13	130	87,836	169,284	85,772	342,892	19	1.30
	131	17,208	24,217	13,202	54,627	112	-3.39
	132a	63,090	120,772	75,296	259,158	72	-0.06
	132b	72,564	135,887	67,045	275,496	58	0.21
	133a	67,441	99,609	28,079	195,129	94	-1.10
	133b	73,541	120,522	66,118	260,181	71	-0.04
	133c	91,595	169,549	84,214	345,358	13	1.34
	134	78,462	129,433	64,217	272,112	65	0.15
14	140	88,232	160,014	68,016	316,262	32	0.87
	141	81,992	172,591	56,788	311,371	38	0.79
	142a	55,178	93,126	46,424	194,728	95	-1.11
	142b	81,620	119,531	84,255	285,406	51	0.37
	143	60,539	113,761	54,048	228,348	83	-0.56
	144	76,872	119,539	45,667	242,078	77	-0.34
20	200	68,805	131,558	54,859	255,222	74	-0.12
	201	88,222	159,567	94,103	341,892	20	1.29
	202	93,076	155,071	95,149	343,296	17	1.31
	203a	33,593	76,108	36,339	146,040	110	-1.90
	203b	68,085	154,104	62,301	284,490	52	0.35
	204	75,545	167,196	72,966	315,707	34	0.86

P A T R O L Z O N E 3	Precinct	Cruiser District	Total Number of Minutes Busy on Dispatched Calls for Service					
			A Company	B Company	C Company	Grand Total	Rank	Z Value
			8	80	56,116	132,446	93,158	281,720
	81	34,665	66,141	75,718	176,524	103	-1.40	
	82	58,128	148,395	85,112	291,635	48	0.47	
	83a	40,885	82,267	43,318	166,470	107	-1.57	
	83b	59,458	136,154	99,980	295,592	44	0.53	
	84	85,089	187,706	104,261	377,056	3	1.86	
	10	100	41,263	114,222	76,847	232,332	82	-0.50
		101a	52,124	108,740	65,469	226,333	85	-0.59
		101b	65,556	169,484	109,403	344,443	16	1.33
		101c	82,313	188,394	112,026	382,733	1	1.95
		102	78,567	174,993	114,048	367,608	7	1.71
		103	78,422	174,427	100,150	352,999	12	1.47
		104	80,609	176,951	104,608	362,168	8	1.62
		105a	33,643	83,149	50,324	167,116	106	-1.56
		105b	63,705	161,645	91,271	316,621	31	0.88
	15	150	95,172	149,747	91,274	336,193	23	1.19
		151	86,323	154,141	75,011	315,475	35	0.86
		152	86,417	142,508	80,748	309,673	39	0.76
		153	56,351	111,716	39,072	207,139	89	-0.91
	19	190	66,632	129,613	79,014	275,259	59	0.20
		191	58,691	121,812	68,937	249,440	76	-0.22
		192	62,477	123,625	88,120	274,222	60	0.19
		193	56,627	139,356	72,768	268,751	66	0.10
		194a	85,325	183,169	112,481	380,975	2	1.92
		194b	40,960	89,490	53,578	184,028	100	-1.28


P A T R O L Z O N E 4	Precinct	Cruiser District	Total Number of Minutes Busy on Dispatched Calls for Service					
			A Company	B Company	C Company	Grand Total	Rank	Z Value
			2	20	75,737	128,461	88,651	292,849
	21	93,099	162,440	113,518	369,057	5	1.73	
	22	76,295	120,037	85,182	281,514	55	0.30	
	23	89,736	169,551	108,999	368,286	6	1.72	
	24	87,128	159,129	110,707	356,964	9	1.53	
	3	30	92,923	134,721	125,817	353,461	11	1.48
		31	81,918	146,451	75,184	303,553	42	0.66
		32	80,872	120,413	50,075	251,360	75	-0.19
		33	72,187	101,466	63,099	236,752	79	-0.42
	4	40	43,599	93,329	56,389	193,317	97	-1.13
		41	68,340	164,644	112,083	345,067	14	1.34
		42	53,923	103,593	132,037	289,553	49	0.44
		43	52,723	93,435	53,968	200,126	91	-1.02
	5	50	53,466	86,989	56,153	196,608	93	-1.08
		51	67,567	108,193	62,692	238,452	78	-0.40
		52	45,361	99,071	50,179	194,611	96	-1.11
		53	62,991	130,189	72,355	265,535	70	0.04
		54a	80,017	156,319	108,283	344,619	15	1.33
		54b	44,396	72,672	45,632	162,700	108	-1.63

P A T R O L Z O N E S	Precinct	Cruiser District	Total Number of Minutes Busy on Dispatched Calls for Service					
			A Company	B Company	C Company	Grand Total	Rank	Z Value
	7	70	84,906	170,779	82,910	338,595	21	1.23
		71	75,212	153,850	98,420	327,482	27	1.05
		72	69,044	142,576	80,068	291,688	47	0.47
		73	72,598	130,544	75,478	278,620	56	0.26
	11	110	102,843	152,981	72,060	327,884	25	1.06
		111	80,786	149,977	88,175	318,938	29	0.91
		112a	53,039	95,022	57,038	205,099	90	-0.94
		112b	44,842	95,372	51,802	192,016	98	-1.15
		113	83,883	146,401	87,291	317,575	30	0.89
		114	67,137	146,081	75,754	288,972	50	0.43
	12	120	61,966	87,342	48,862	198,170	92	-1.05
		121	94,874	162,737	67,024	324,635	28	1.01
		122	64,891	104,051	43,158	212,100	87	-0.82
		123	90,950	151,286	72,732	314,968	36	0.85
	16	160	83,893	119,395	62,659	265,947	69	0.05
		161	85,107	142,034	78,903	306,044	40	0.70
162		49,224	64,178	37,023	150,425	109	-1.83	
163		67,548	108,817	90,257	266,622	68	0.06	
164		36,403	53,098	52,155	141,656	111	-1.97	

Number of Minutes Busy Z Value Shading

Values less than -2.00	Below Normal
Values from -1.50 to -2.00	
Values from -1.50 to 1.50	Normal
Values from 1.50 - 2.00	
Values greater than 2.00	Above Normal

Number of Minutes Busy Grand Total Shading

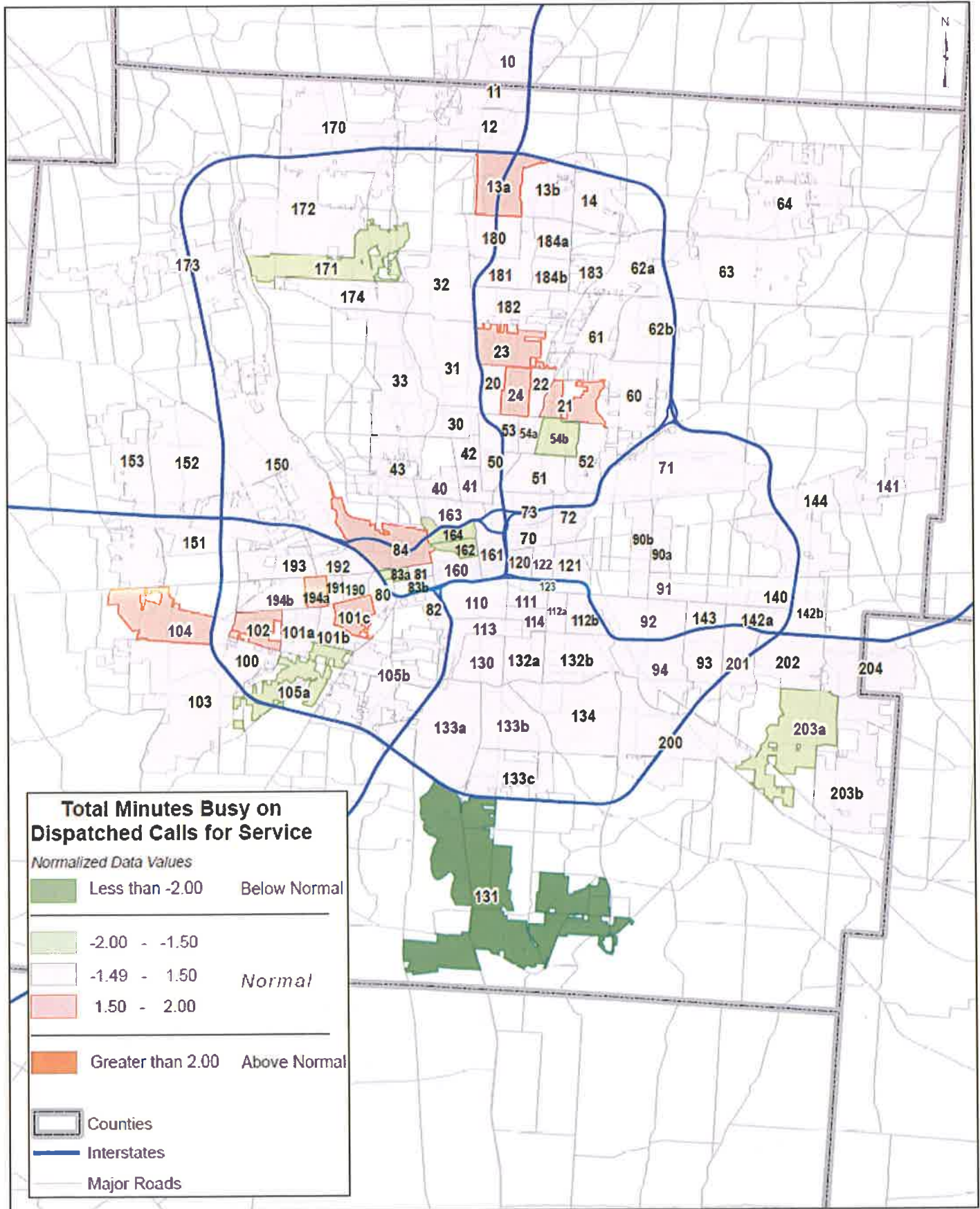


2016 Total Number of Minutes Busy on Dispatched Calls for Service by Month and Hour of the Day

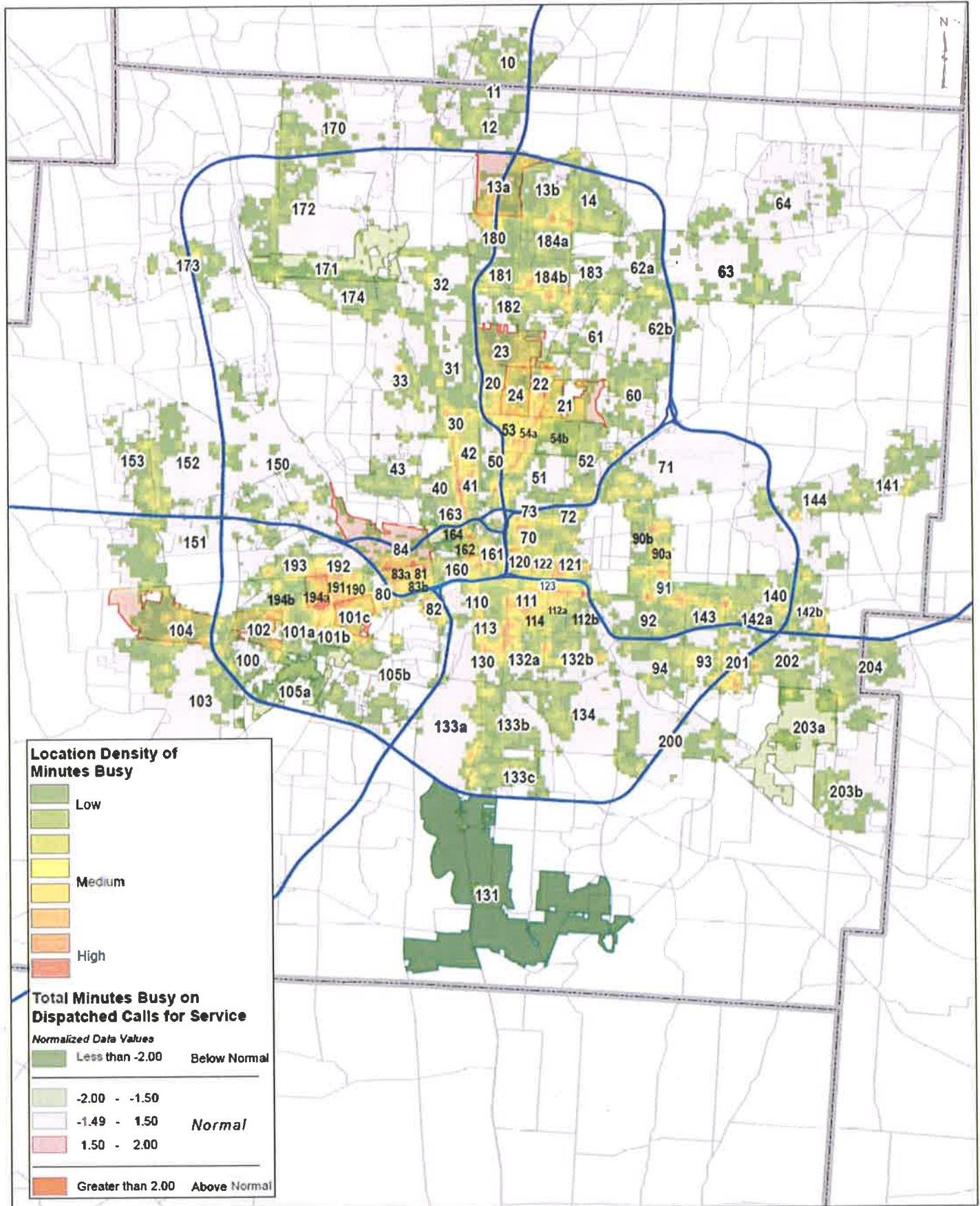
January 1st, 2016 through December 31st, 2016

Hour of the Day	January	February	March	April	May	June	July	August	September	October	November	December
06:00 - 06:59	27,607	31,570	41,766	39,351	48,303	39,277	38,608	41,423	45,393	35,960	35,091	37,896
07:00 - 07:59	46,285	52,577	53,789	57,109	52,282	58,111	72,656	57,900	66,541	56,082	53,780	52,695
08:00 - 08:59	60,948	59,717	72,744	69,976	66,401	69,706	81,675	73,949	83,704	81,882	74,882	68,401
09:00 - 09:59	81,064	77,094	91,104	79,786	80,726	84,999	87,136	92,006	97,433	83,410	80,560	88,313
10:00 - 10:59	92,817	69,200	96,287	97,053	95,303	91,957	106,769	105,963	101,410	105,649	94,421	92,524
11:00 - 11:59	94,763	93,190	96,276	100,105	109,533	103,051	114,409	121,880	105,491	104,124	97,316	93,285
12:00 - 12:59	94,875	83,050	102,635	118,573	108,754	107,391	115,931	123,157	116,623	110,405	108,031	104,527
13:00 - 13:59	111,658	90,183	105,173	107,915	108,439	107,367	121,759	123,265	112,961	106,151	97,898	96,676
14:00 - 14:59	121,921	109,418	122,304	121,419	128,705	113,959	127,722	133,276	129,134	131,613	114,386	132,061
15:00 - 15:59	136,845	129,853	135,304	153,529	161,499	166,243	150,469	157,756	164,371	165,268	150,049	136,104
16:00 - 16:59	162,355	142,762	147,807	150,652	183,959	143,379	169,989	207,182	163,379	194,559	177,385	173,404
17:00 - 17:59	152,388	151,139	147,585	156,526	157,888	148,568	173,579	182,305	180,694	159,766	166,141	162,559
18:00 - 18:59	150,895	142,234	157,144	152,184	145,812	141,107	166,287	176,567	172,137	159,513	161,885	160,144
19:00 - 19:59	147,351	137,172	150,429	150,695	159,146	144,545	165,812	169,208	165,244	165,629	143,772	140,230
20:00 - 20:59	151,020	124,919	154,051	140,170	160,702	159,161	154,873	162,637	155,694	146,215	130,249	137,012
21:00 - 21:59	116,368	116,509	140,808	133,539	140,565	144,061	147,638	156,675	136,879	125,986	120,163	113,258
22:00 - 22:59	102,146	95,561	122,638	135,079	131,503	131,636	140,131	126,778	120,357	114,360	98,280	105,290
23:00 - 23:59	95,325	101,092	101,435	105,672	116,457	118,074	144,108	125,168	123,960	109,974	103,872	99,637
00:00 - 00:59	92,887	86,592	93,894	99,358	120,392	120,506	136,765	117,717	116,139	104,140	95,091	101,838
01:00 - 01:59	92,326	76,554	86,465	80,339	110,055	119,640	126,370	109,101	97,660	105,374	84,030	79,779
02:00 - 02:59	82,146	88,170	72,530	99,422	106,181	97,746	132,822	107,438	90,676	90,975	85,662	83,162
03:00 - 03:59	68,634	65,774	66,798	61,978	65,862	75,414	86,106	74,023	71,878	61,122	52,233	62,350
04:00 - 04:59	44,468	35,465	48,226	42,263	44,712	49,262	56,600	54,923	50,794	55,510	44,042	43,894
05:00 - 05:59	31,309	31,016	36,723	31,225	35,683	41,919	40,466	39,774	34,041	37,978	33,680	34,847

2016 Total Number of Minutes Busy on Dispatched Calls for Service



2016 Density of Minutes Busy on Dispatched Calls for Service



The following charts break down the total number of dispatched calls for service based on the Zone, Precinct, and Cruiser District that the event was geographically located on and the time of day the event occurred.

Data was ranked citywide with 1 representing the highest number of dispatched calls for service.

Grand Total Data was normalized and assigned a Z Value using a mean of 3,902.324 (Calls for Service) with a standard deviation of 1489.619. Z Values shown in dark green are below normal while Z values shown in dark red represent values that are above normal. The normal range for Z Values falls between -1.5 and 1.5.

Police Zone	Total Number of Dispatched Calls for Service					
	A Company	B Company	C Company	Grand Total	Rank	Z Value
Zone 1	23,070	35,233	19,627	77,930	3	-0.35
Zone 2	26,000	42,202	24,703	92,905	1	-0.22
Zone 3	25,383	40,466	21,998	87,847	2	-0.26
Zone 4	20,405	29,957	19,845	70,207	4	-0.14
Zone 5	20,859	29,547	18,742	69,148	5	-0.18

Police Precinct	Total Number of Dispatched Calls for Service					
	A Company	B Company	C Company	Grand Total	Rank	Z Value
1 Precinct	6,272	9,109	4,989	20,370	9	-0.13
2 Precinct	5,948	9,122	4,681	19,751	11	0.01
3 Precinct	5,159	7,265	4,288	16,712	15	0.07
4 Precinct	4,348	6,093	6,033	16,474	16	0.06
5 Precinct	4,950	7,477	4,843	17,270	13	-0.26
6 Precinct	6,442	9,183	4,759	20,384	8	-0.13
7 Precinct	4,581	7,046	4,756	16,383	18	0.05
8 Precinct	5,085	8,669	4,984	18,738	12	-0.20
9 Precinct	6,694	10,772	6,661	24,127	3	0.03
10 Precinct	8,781	14,528	8,252	31,561	1	-0.10
11 Precinct	6,507	9,784	6,259	22,550	5	-0.04
12 Precinct	4,365	6,271	3,188	13,824	20	-0.11
13 Precinct	6,931	11,800	6,008	24,739	2	-0.21
14 Precinct	6,152	9,476	5,287	20,915	7	-0.11
15 Precinct	4,898	7,298	3,692	15,888	19	0.02
16 Precinct	5,406	6,446	4,539	16,391	17	-0.16
17 Precinct	4,759	7,736	4,512	17,007	14	-0.13
18 Precinct	5,597	9,205	5,367	20,169	10	-0.14
19 Precinct	6,619	9,971	5,070	21,660	6	-0.07
20 Precinct	6,223	10,154	6,747	23,124	4	-0.01

	A Company	B Company	C Company	All Shifts
Precinct Average	5,786	8,870	5,246	19,902
Zone Average	23,143	35,481	20,983	79,607
Grand Total	115,717	177,405	104,915	398,037

P A T R O L Z O N E 1	Precinct	Cruiser District	Total Number of Dispatched Calls for Service					
			A Company	B Company	C Company	Grand Total	Rank	Z Value
1	10	10	1,162	1,854	789	3,805	50	0.26
	11	11	778	1,035	549	2,362	101	-1.22
	12	12	886	1,217	683	2,786	90	-0.78
	13a	13a	1,159	1,714	1,167	4,040	36	0.50
	13b	13b	1,189	1,806	996	3,991	40	0.45
	14	14	1,098	1,483	805	3,386	67	-0.17
6	60	60	1,431	1,990	1,133	4,554	15	1.02
	61	61	780	1,228	683	2,691	92	-0.88
	62a	62a	1,023	1,506	799	3,328	70	-0.23
	62b	62b	1,031	1,414	594	3,039	84	-0.53
	63	63	1,209	1,711	882	3,802	51	0.25
	64	64	968	1,334	668	2,970	85	-0.60
17	170	170	1,019	1,704	949	3,672	53	0.12
	171	171	735	1,149	696	2,580	96	-0.99
	172	172	1,311	2,191	1,130	4,632	13	1.10
	173	173	797	1,280	815	2,892	88	-0.68
	174	174	897	1,412	922	3,231	78	-0.33
18	180	180	956	1,537	1,015	3,508	60	-0.05
	181	181	1,081	1,829	982	3,892	44	0.35
	182	182	1,123	1,819	1,086	4,028	37	0.48
	183	183	892	1,603	898	3,393	65	-0.16
	184a	184a	972	1,487	810	3,269	74	-0.29
	184b	184b	573	930	576	2,079	105	-1.51

P A T R O L Z O N E 2	Precinct	Cruiser District	Total Number of Dispatched Calls for Service					
			A Company	B Company	C Company	Grand Total	Rank	Z Value
9	90a	90a	1,077	1,848	1,202	4,127	28	0.58
	90b	90b	1,218	1,742	1,137	4,097	29	0.55
	91	91	1,065	1,787	1,226	4,078	33	0.53
	92	92	1,447	2,216	1,307	4,970	4	1.45
	93	93	912	1,634	842	3,388	66	-0.17
	94	94	975	1,545	947	3,467	61	-0.09
13	130	130	1,299	2,155	1,290	4,744	10	1.21
	131	131	203	276	150	629	112	-2.98
	132a	132a	835	1,568	852	3,255	76	-0.31
	132b	132b	895	1,598	851	3,344	68	-0.21
	133a	133a	753	1,145	351	2,249	103	-1.33
	133b	133b	879	1,503	727	3,109	82	-0.45
	133c	133c	1,094	1,998	1,046	4,138	27	0.60
	134	134	973	1,557	741	3,271	73	-0.29
14	140	140	1,191	1,953	1,046	4,190	25	0.65
	141	141	1,269	2,013	939	4,221	23	0.68
	142a	142a	718	1,209	612	2,539	99	-1.04
	142b	142b	1,093	1,530	1,225	3,848	47	0.30
	143	143	741	1,291	758	2,790	89	-0.78
	144	144	1,140	1,480	707	3,327	71	-0.23
20	200	200	992	1,590	964	3,546	58	-0.01
	201	201	1,007	1,729	1,223	3,959	41	0.41
	202	202	1,312	1,870	1,346	4,528	17	0.99
	203a	203a	524	945	589	2,058	107	-1.53
	203b	203b	1,080	1,815	1,189	4,084	32	0.54
	204	204	1,308	2,205	1,436	4,949	5	1.42

P A T R O L Z O N E 3	Precinct	Cruiser District	Total Number of Dispatched Calls for Service					
			A Company	B Company	C Company	Grand Total	Rank	Z Value
			8	80	938	1,644	958	3,540
	81	516	788	550	1,854	110	-1.73	
	82	876	1,558	904	3,338	69	-0.22	
	83a	541	1,002	494	2,037	108	-1.55	
	83b	821	1,541	947	3,309	72	-0.25	
	84	1,393	2,136	1,131	4,660	11	1.13	
	10	100	659	1,197	711	2,567	97	-1.01
		101a	820	1,214	686	2,720	91	-0.85
		101b	1,092	1,768	1,059	3,919	43	0.37
		101c	1,366	2,118	1,146	4,630	14	1.10
		102	1,115	1,925	976	4,016	38	0.47
		103	1,198	1,875	1,102	4,175	26	0.63
		104	1,036	1,822	1,140	3,998	39	0.45
		105a	551	891	487	1,929	109	-1.66
		105b	944	1,718	945	3,607	55	0.05
	15	150	1,500	2,100	1,235	4,835	7	1.31
		151	1,289	1,850	935	4,074	34	0.53
		152	1,311	1,997	1,010	4,318	20	0.78
		153	798	1,351	512	2,661	95	-0.91
	19	190	1,000	1,601	808	3,409	64	-0.15
		191	979	1,517	757	3,253	77	-0.31
		192	1,194	1,793	878	3,865	45	0.32
		193	1,135	1,694	808	3,637	54	0.08
		194a	1,438	2,169	1,216	4,823	8	1.30
		194b	873	1,197	603	2,673	94	-0.90

P A T R O L Z O N E 4	Precinct	Cruiser District	Total Number of Dispatched Calls for Service					
			A Company	B Company	C Company	Grand Total	Rank	Z Value
			2	20	1,084	1,697	811	3,592
	21	1,234	1,884	968	4,086	31	0.54	
	22	1,082	1,502	853	3,437	63	-0.12	
	23	1,299	1,976	1,072	4,347	19	0.81	
	24	1,249	2,063	977	4,289	21	0.75	
	3	30	1,379	2,003	1,846	5,228	2	1.71
		31	1,608	2,168	881	4,657	12	1.13
		32	1,159	1,654	753	3,566	57	0.01
		33	1,013	1,440	808	3,261	75	-0.30
	4	40	884	1,279	1,008	3,171	80	-0.39
		41	1,457	2,178	1,852	5,487	1	1.97
		42	1,106	1,427	2,351	4,884	6	1.36
		43	901	1,209	822	2,932	87	-0.63
	5	50	792	1,157	732	2,681	93	-0.89
		51	951	1,357	876	3,184	79	-0.38
		52	661	1,038	583	2,282	102	-1.30
		53	866	1,358	852	3,076	83	-0.49
		54a	1,016	1,627	1,185	3,828	48	0.28
		54b	664	940	615	2,219	104	-1.36

P A T R O L Z O N E 5	Precinct	Cruiser District	Total Number of Dispatched Calls for Service					
			A Company	B Company	C Company	Grand Total	Rank	Z Value
7	7	70	1,374	2,108	1,301	4,783	9	1.25
		71	1,170	1,747	1,175	4,092	30	0.55
		72	1,123	1,773	1,172	4,068	35	0.52
		73	914	1,418	1,108	3,440	62	-0.12
11	11	110	1,728	2,171	1,185	5,084	3	1.56
		111	1,183	1,828	1,239	4,250	22	0.71
		112a	718	1,162	662	2,542	98	-1.03
		112b	681	1,064	728	2,473	100	-1.10
		113	1,238	1,918	1,318	4,474	18	0.94
		114	959	1,641	1,127	3,727	52	0.18
12	12	120	905	1,259	778	2,942	86	-0.62
		121	1,214	1,854	860	3,928	42	0.38
		122	1,036	1,446	651	3,133	81	-0.43
		123	1,210	1,712	899	3,821	49	0.27
16	16	160	1,335	1,624	892	3,851	46	0.30
		161	1,492	1,707	1,008	4,207	24	0.67
		162	817	767	481	2,065	106	-1.52
		163	1,279	1,721	1,541	4,541	16	1.01
		164	483	627	617	1,727	111	-1.86

Dispatched Calls for Service Z Value Shading

Values less than -1.50	Below Normal
Values from -1.49 to -1.00	Normal
Values from -1.00 to 1.00	
Values from 1.00 - 1.50	Above Normal
Values greater than 1.50	

Dispatched Calls for Service Grand Total Shading

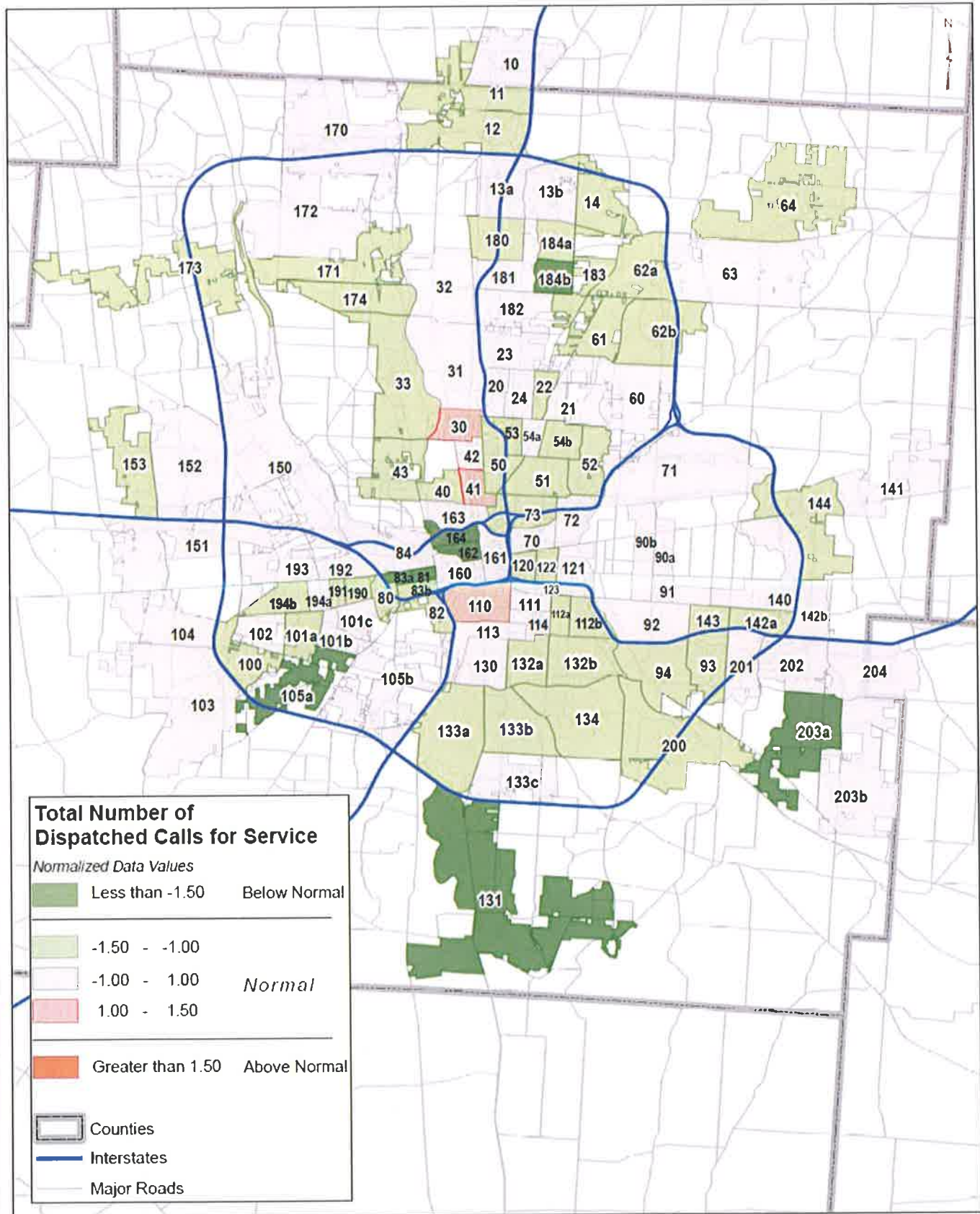


2016 Total Number of Dispatched Calls for Service by Month and Hour of the Day

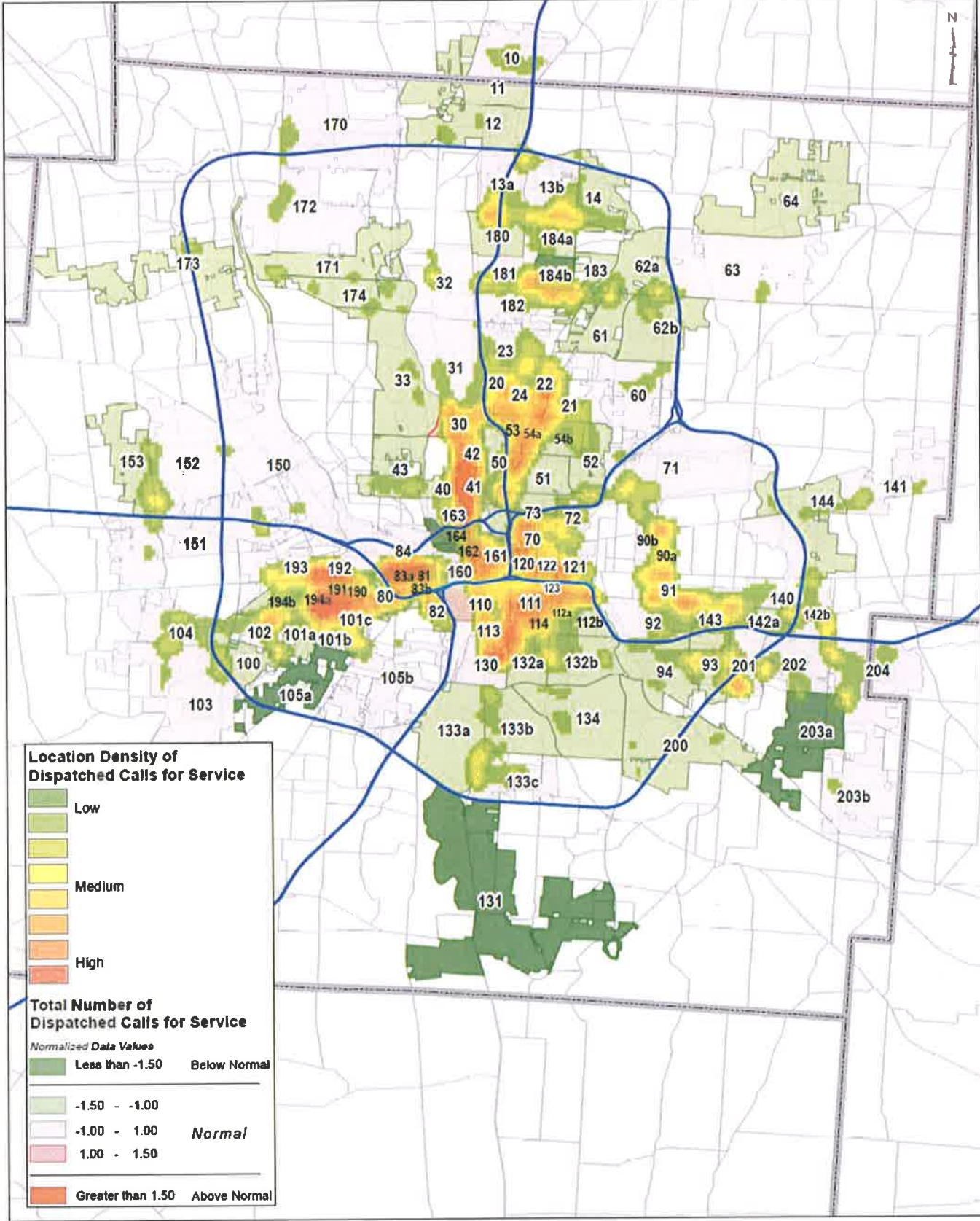
January 1st, 2016 through December 31st, 2016

Hour of the Day	January	February	March	April	May	June	July	August	September	October	November	December
06:00 - 06:59	528	495	521	542	610	638	615	613	673	610	559	570
07:00 - 07:59	796	759	773	872	881	885	908	945	990	854	778	801
08:00 - 08:59	1,015	951	1,082	1,131	1,093	1,157	1,170	1,169	1,231	1,210	1,128	1,032
09:00 - 09:59	1,158	1,110	1,280	1,195	1,298	1,359	1,304	1,375	1,398	1,327	1,240	1,255
10:00 - 10:59	1,305	1,157	1,439	1,400	1,466	1,446	1,521	1,556	1,517	1,379	1,315	1,337
11:00 - 11:59	1,427	1,311	1,450	1,428	1,587	1,619	1,616	1,628	1,527	1,498	1,492	1,390
12:00 - 12:59	1,499	1,326	1,675	1,663	1,774	1,577	1,681	1,730	1,649	1,674	1,567	1,474
13:00 - 13:59	1,535	1,411	1,615	1,519	1,638	1,608	1,709	1,713	1,623	1,603	1,454	1,426
14:00 - 14:59	1,582	1,373	1,609	1,559	1,699	1,672	1,724	1,805	1,665	1,697	1,545	1,562
15:00 - 15:59	1,706	1,661	1,884	1,909	2,091	1,862	1,929	1,977	1,995	2,004	1,790	1,713
16:00 - 16:59	1,878	1,739	2,012	1,926	2,202	2,009	2,043	2,168	2,019	2,085	1,917	1,858
17:00 - 17:59	1,766	1,805	2,067	2,084	2,184	2,011	2,026	2,179	2,101	2,088	2,018	1,912
18:00 - 18:59	1,806	1,724	2,052	2,002	2,089	2,063	1,941	2,152	2,079	2,033	1,918	1,735
19:00 - 19:59	1,643	1,602	1,894	1,892	2,077	2,020	1,957	2,019	1,945	1,923	1,720	1,648
20:00 - 20:59	1,537	1,509	1,900	1,780	1,979	2,088	1,923	1,978	1,982	1,833	1,595	1,592
21:00 - 21:59	1,370	1,400	1,685	1,729	1,902	1,951	2,044	1,924	1,803	1,633	1,472	1,462
22:00 - 22:59	1,273	1,240	1,606	1,645	1,818	2,068	2,027	1,731	1,625	1,597	1,392	1,349
23:00 - 23:59	1,278	1,238	1,518	1,482	1,596	1,822	1,881	1,668	1,557	1,498	1,252	1,211
00:00 - 00:59	1,121	1,074	1,282	1,330	1,423	1,625	1,674	1,461	1,385	1,368	1,131	1,205
01:00 - 01:59	1,004	895	1,093	1,055	1,145	1,269	1,345	1,268	1,060	1,118	988	966
02:00 - 02:59	921	832	861	963	1,058	1,149	1,237	1,042	969	981	835	921
03:00 - 03:59	766	724	781	806	867	863	941	878	759	815	691	740
04:00 - 04:59	560	453	613	542	563	610	701	669	579	607	527	524
05:00 - 05:59	487	432	504	466	505	528	564	574	516	515	464	524

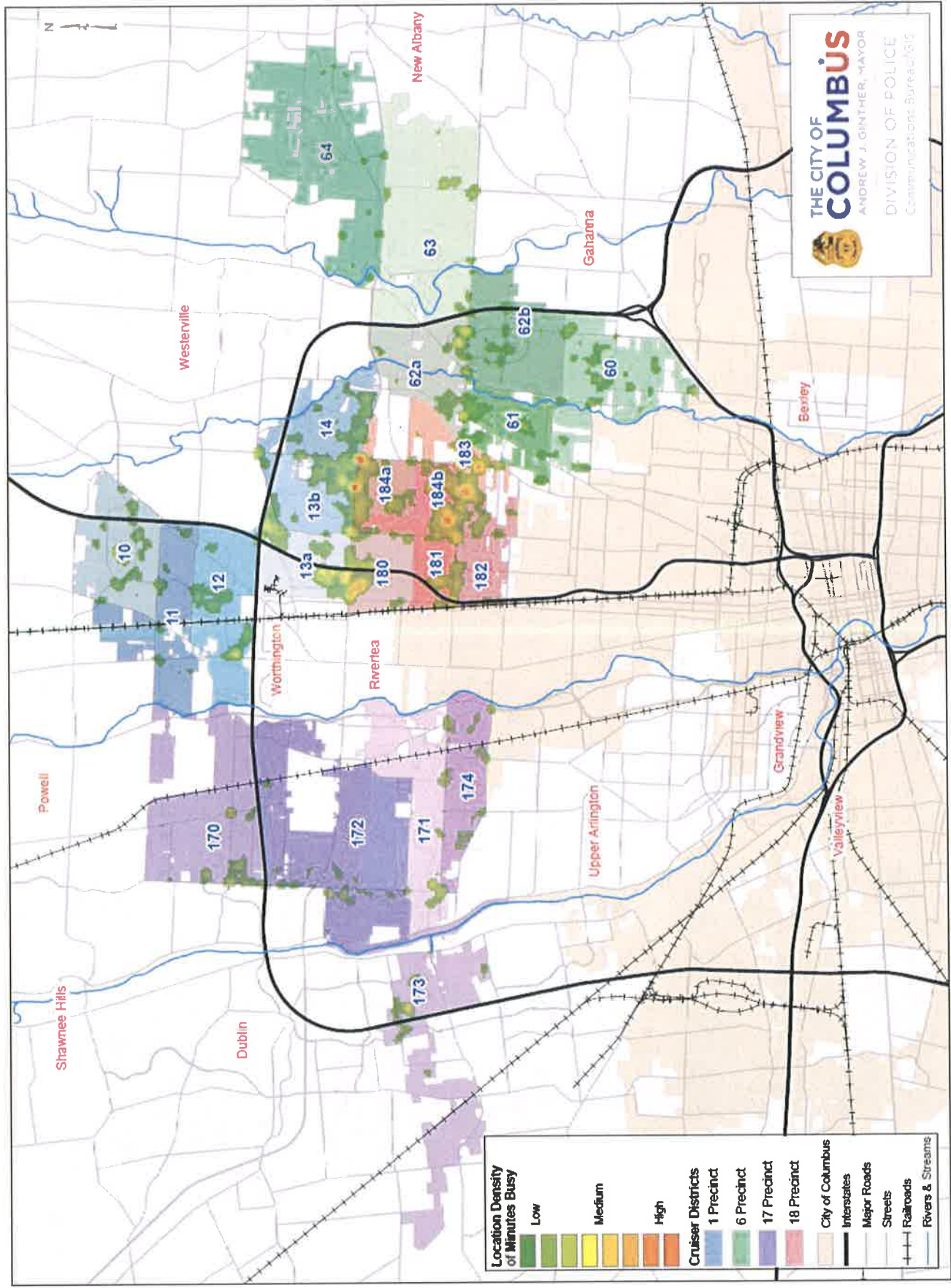
2016 Total Number of Dispatched Calls for Service



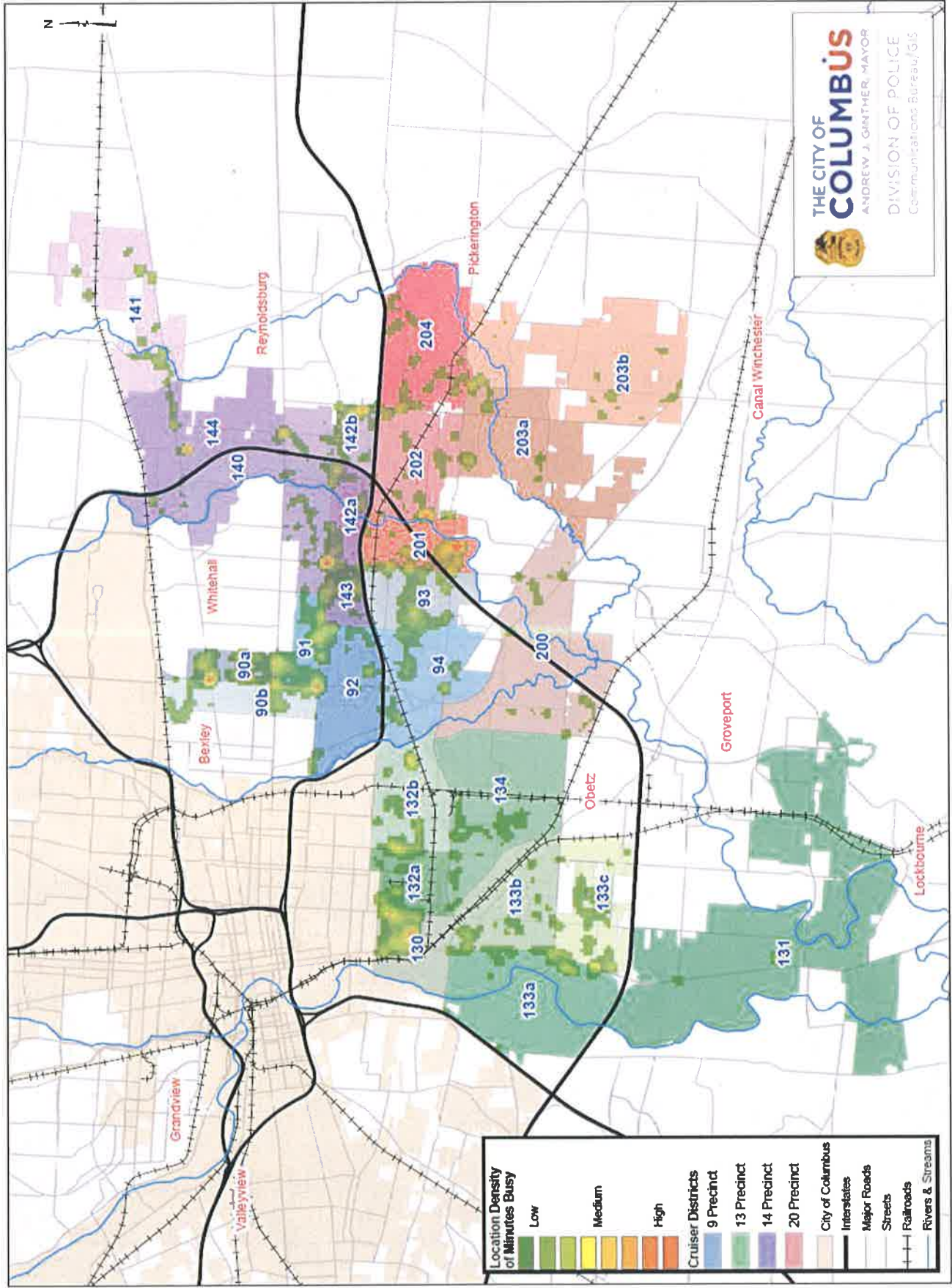
2016 Location Density of Dispatched Calls for Service



Zone 1 - 2016 Location Density of Minutes Busy and Proposed Cruiser District Boundaries

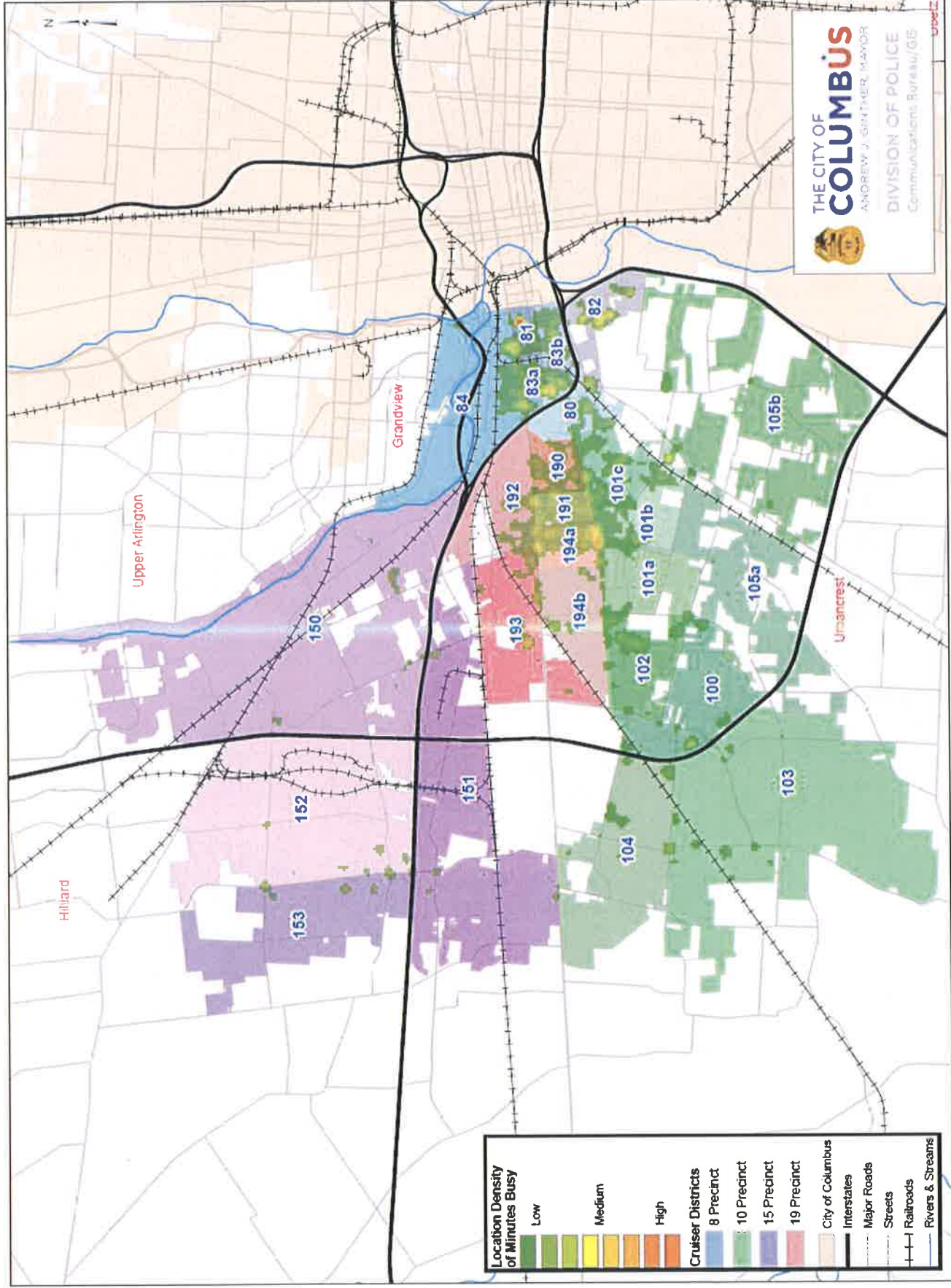


Zone 2 - 2016 Location Density of Minutes Busy and Proposed Cruiser District Boundaries



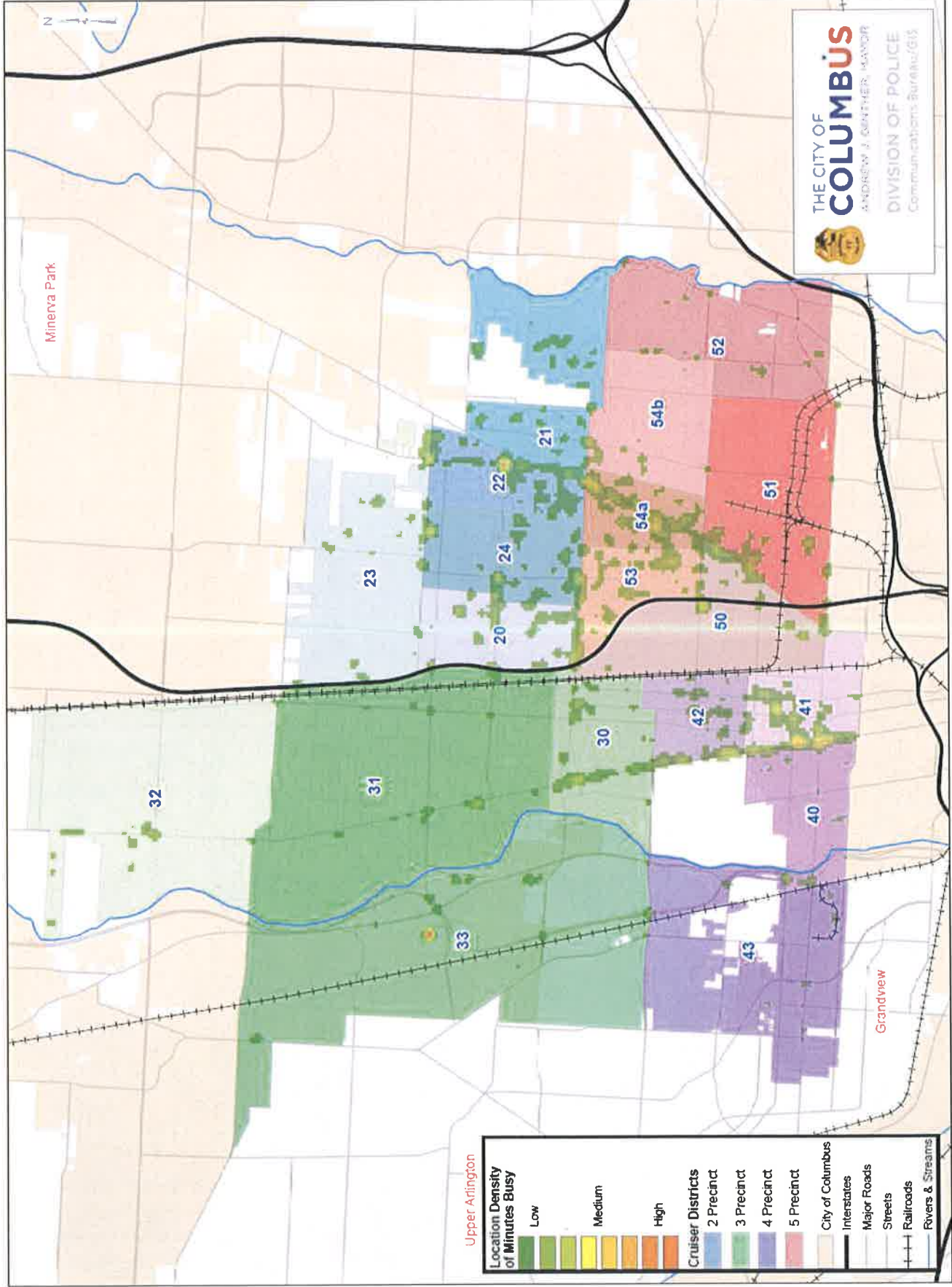

THE CITY OF COLUMBUS
 ANDREW J. GANTNER, MAYOR
 DIVISION OF POLICE
 Communications Bureau/GIS

Zone 3 - 2016 Location Density of Minutes Busy and Proposed Cruiser District Boundaries


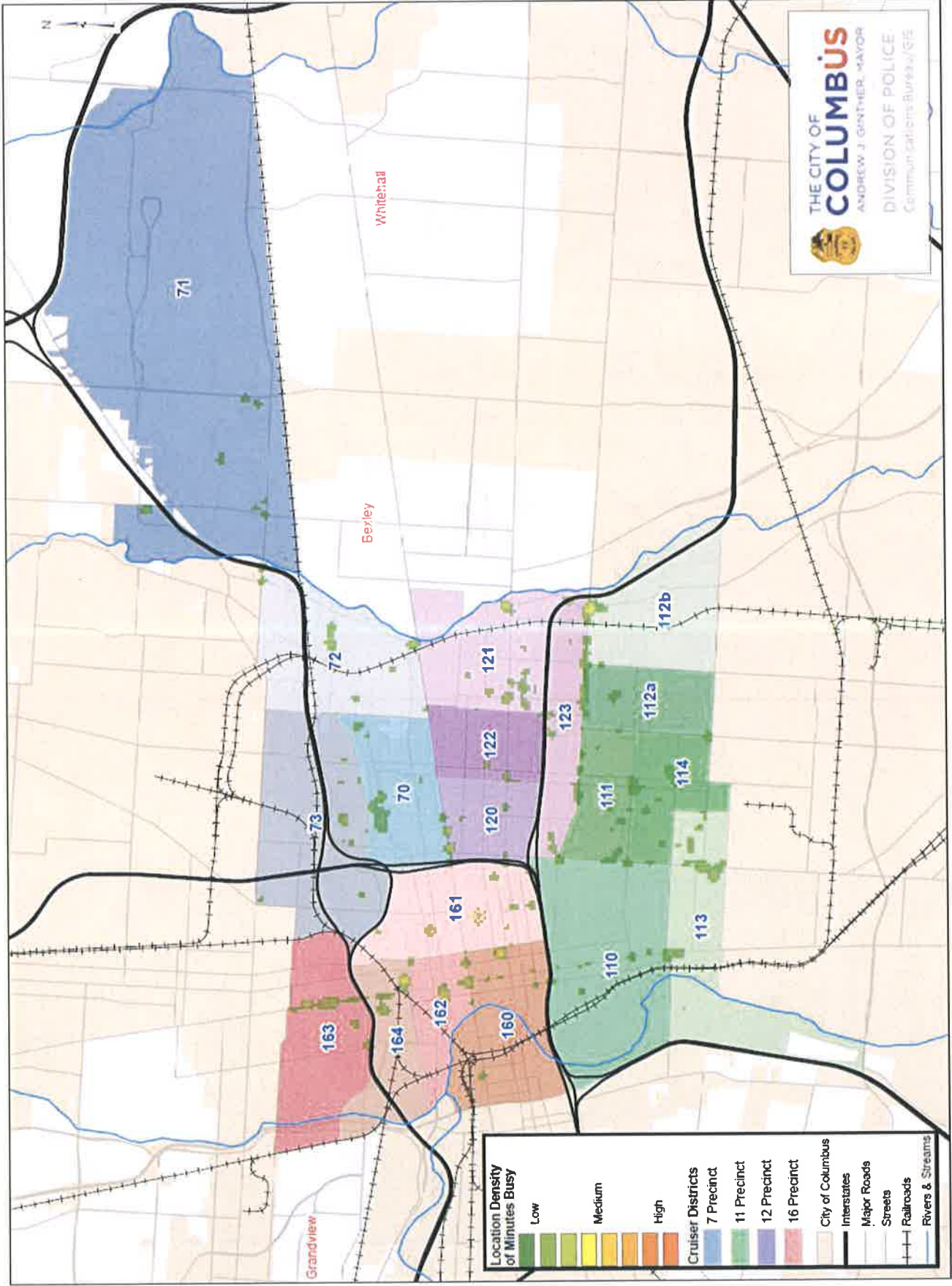



THE CITY OF COLUMBUS
 ANDREW J. GONZALEZ, MAYOR
DIVISION OF POLICE
 Communications Bureau/CS

Zone 4 - 2016 Location Density of Minutes Busy and Proposed Cruiser District Boundaries



Zone 5 - 2016 Location Density of Minutes Busy and Proposed Cruiser District Boundaries



City of Columbus, Ohio
Division of Police



5-Zone Proposal

Columbus Division of Police



MINUTES BUSY ON DISPATCHED CALLS FOR SERVICE

2016

Proposal 2

January 1st, 2016 through December 31st, 2016

The following charts break down the total number of minutes busy that were spent by each on officer on dispatched calls for service based on the Zone, Precinct, and Cruiser District that the event was geographically located on and the time of day the event occurred.

Data was ranked citywide with 1 representing the highest number of minutes busy spent on dispatched calls for service.

Grand Total Data was normalized and assigned a Z Value using a mean of 87,600 (minutes) with a standard deviation of 20,485.57. Z Values shown in dark green are below normal while Z values shown in dark red represent values that are above normal. The normal range for Z Values fall between -2 and 2.

Police Zone	Total Number of Minutes Busy on Dispatched Calls for Service					
	A Company	B Company	C Company	Grand Total	Rank	Z Value
Zone 1	1,743,680	2,945,682	1,734,201	6,423,563	1	0.27
Zone 2	1,662,679	3,034,797	1,512,968	6,210,444	3	0.12
Zone 3	1,367,578	3,046,320	1,875,602	6,289,500	2	0.38
Zone 4	1,438,417	2,621,887	1,579,967	5,640,271	5	-0.10
Zone 5	1,592,636	2,802,464	1,549,882	5,944,982	4	0.12

Police Precinct	Total Number of Minutes Busy on Dispatched Calls for Service					
	A Company	B Company	C Company	Grand Total	Rank	Z Value
1 Precinct	375,302	654,170	384,273	1,413,745	4	0.32
2 Precinct	331,972	581,171	395,094	1,308,237	8	1.05
3 Precinct	377,547	592,493	366,588	1,336,628	7	0.07
4 Precinct	219,328	448,555	356,662	1,024,545	23	-0.11
5 Precinct	300,332	566,444	339,141	1,205,917	13	-0.35
6 Precinct	351,271	585,960	303,461	1,240,692	10	-0.24
7 Precinct	301,760	597,749	336,876	1,236,385	11	0.75
8 Precinct	278,225	620,663	408,389	1,307,277	9	-0.02
9 Precinct	394,606	712,594	399,598	1,506,798	2	0.63
10 Precinct	239,212	553,132	344,623	1,136,967	15	0.35
11 Precinct	245,804	486,452	272,769	1,005,025	24	-0.19
12 Precinct	312,681	505,416	231,776	1,049,873	22	-0.01
13 Precinct	328,247	543,330	255,830	1,127,407	18	-0.61
14 Precinct	383,894	664,801	301,150	1,349,845	6	0.12
15 Precinct	286,036	594,073	340,507	1,220,616	12	0.69
16 Precinct	322,175	487,522	320,997	1,130,694	17	-0.60
17 Precinct	246,519	503,381	252,260	1,002,160	25	-0.20
18 Precinct	362,387	624,811	379,521	1,366,719	5	0.17
19 Precinct	266,764	567,040	353,590	1,187,394	14	0.55
20 Precinct	270,299	552,479	266,755	1,089,533	20	0.16
21 Precinct	322,748	499,570	271,852	1,094,170	19	0.17
22 Precinct	285,633	561,593	289,635	1,136,861	16	0.35
23 Precinct	297,341	711,412	428,493	1,437,246	3	0.40
24 Precinct	294,691	511,014	265,316	1,071,021	21	0.08
25 Precinct	410,216	725,325	387,464	1,523,005	1	0.68

	A Company	B Company	C Company	All Shifts
Precinct Average	309,718	572,112	330,493	1,212,323
Zone Average	1,560,998	2,890,230	1,650,524	6,101,752
Grand Total of Minutes Busy	7,804,990	14,451,150	8,252,620	30,508,760

P A T R O L Z O N E 1	Precinct	Cruiser District	Total Number of Minutes Busy on Dispatched Calls for Service					
			A Company	B Company	C Company	Grand Total	Rank	Z Value
			1	10	76,382	151,260	46,575	274,217
	11	51,121	85,136	43,465	179,722	101	-1.35	
	12	68,005	103,906	62,322	234,233	81	-0.46	
	13	88,830	153,782	128,484	371,096	5	1.76	
	14	90,964	160,086	103,427	354,477	10	1.49	
	2	20	75,737	128,461	88,651	292,849	47	0.49
		21	87,128	159,129	110,707	356,964	9	1.53
		22	76,295	120,037	85,182	281,514	55	0.30
		23	92,812	173,544	110,554	376,910	4	1.86
	6	60	66,031	133,439	77,553	277,023	57	0.23
		61	76,011	136,646	68,968	281,625	54	0.31
		62	70,955	104,836	59,629	235,420	80	-0.45
		63	80,579	123,341	54,035	257,955	73	-0.08
		64	57,695	87,698	43,276	188,669	99	-1.21
	18	180	77,774	136,798	84,197	298,769	43	0.59
		181	79,376	143,658	80,713	303,747	42	0.67
		182	81,780	151,354	83,028	316,162	33	0.87
		183	75,340	120,013	77,264	272,617	63	0.16
		184	48,117	72,988	54,319	175,424	104	-1.42
	21	210	63,876	97,096	47,396	208,368	88	-0.89
		211	63,865	92,141	23,293	179,299	102	-1.36
		212	93,099	162,440	113,518	369,057	6	1.73
		213	101,908	147,893	87,645	337,446	22	1.21

P A T R O L Z O N E 2	Precinct	Cruiser District	Total Number of Minutes Busy on Dispatched Calls for Service					
			A Company	B Company	C Company	Grand Total	Rank	Z Value
			9	90	80,391	133,281	80,561	294,233
	91	81,874	155,521	90,320	327,715	26	1.06	
	92	87,102	165,436	90,396	342,934	18	1.30	
	93	84,700	144,595	84,273	313,568	37	0.83	
	94	60,539	113,761	54,048	228,348	83	-0.56	
	13	130	91,595	169,549	84,214	345,358	13	1.34
		131	17,208	24,217	13,202	54,627	112	-3.39
		132	73,541	120,522	66,118	260,181	71	-0.04
		133	67,441	99,609	28,079	195,129	95	-1.10
		134	78,462	129,433	64,217	272,112	65	0.15
	14	140	88,232	160,014	68,016	316,262	32	0.87
		141	81,992	172,591	56,788	311,371	38	0.79
		142	81,620	119,531	84,255	285,406	51	0.37
		143	55,178	93,126	46,424	194,728	96	-1.11
		144	76,872	119,539	45,667	242,078	76	-0.34
	20	200	75,545	167,196	72,966	315,707	34	0.86
		201	33,593	76,108	36,339	146,040	110	-1.90
		202	93,076	155,071	95,149	343,296	17	1.31
		203	68,085	154,104	62,301	284,490	52	0.35
	22	220	68,805	131,558	54,859	255,222	74	-0.12
		221	88,222	159,567	94,103	341,892	20	1.29
		222	68,428	122,000	77,037	267,465	67	0.08
		223	60,178	148,468	63,636	272,282	64	0.15

Precinct	Cruiser District	Total Number of Minutes Busy on Dispatched Calls for Service					
		A Company	B Company	C Company	Grand Total	Rank	Z Value
8	80	59,458	136,154	99,980	295,592	45	0.53
	81	34,665	66,141	75,718	176,524	103	-1.40
	82	58,128	148,395	85,112	291,635	49	0.47
	83	40,885	82,267	43,318	166,470	107	-1.57
	84	85,089	187,706	104,261	377,056	3	1.86
10	100	40,960	89,490	53,578	184,028	100	-1.28
	101	41,263	114,222	76,847	232,332	82	-0.50
	102	78,567	174,993	114,048	367,608	7	1.71
	103	78,422	174,427	100,150	352,999	12	1.47
15	150	56,627	139,356	72,768	268,751	66	0.10
	151	86,323	154,141	75,011	315,475	35	0.86
	152	62,477	123,625	88,120	274,222	60	0.19
	153	80,609	176,951	104,608	362,168	8	1.62
19	190	56,116	132,446	93,158	281,720	53	0.31
	191	66,632	129,613	79,014	275,259	59	0.20
	192	58,691	121,812	68,937	249,440	75	-0.22
	193	85,325	183,169	112,481	380,975	2	1.92
23	230	52,124	108,740	65,469	226,333	85	-0.59
	231	65,556	169,484	109,403	344,443	16	1.33
	232	82,313	188,394	112,026	382,733	1	1.95
	233	33,643	83,149	50,324	167,116	106	-1.56
	234	63,705	161,645	91,271	316,621	31	0.88

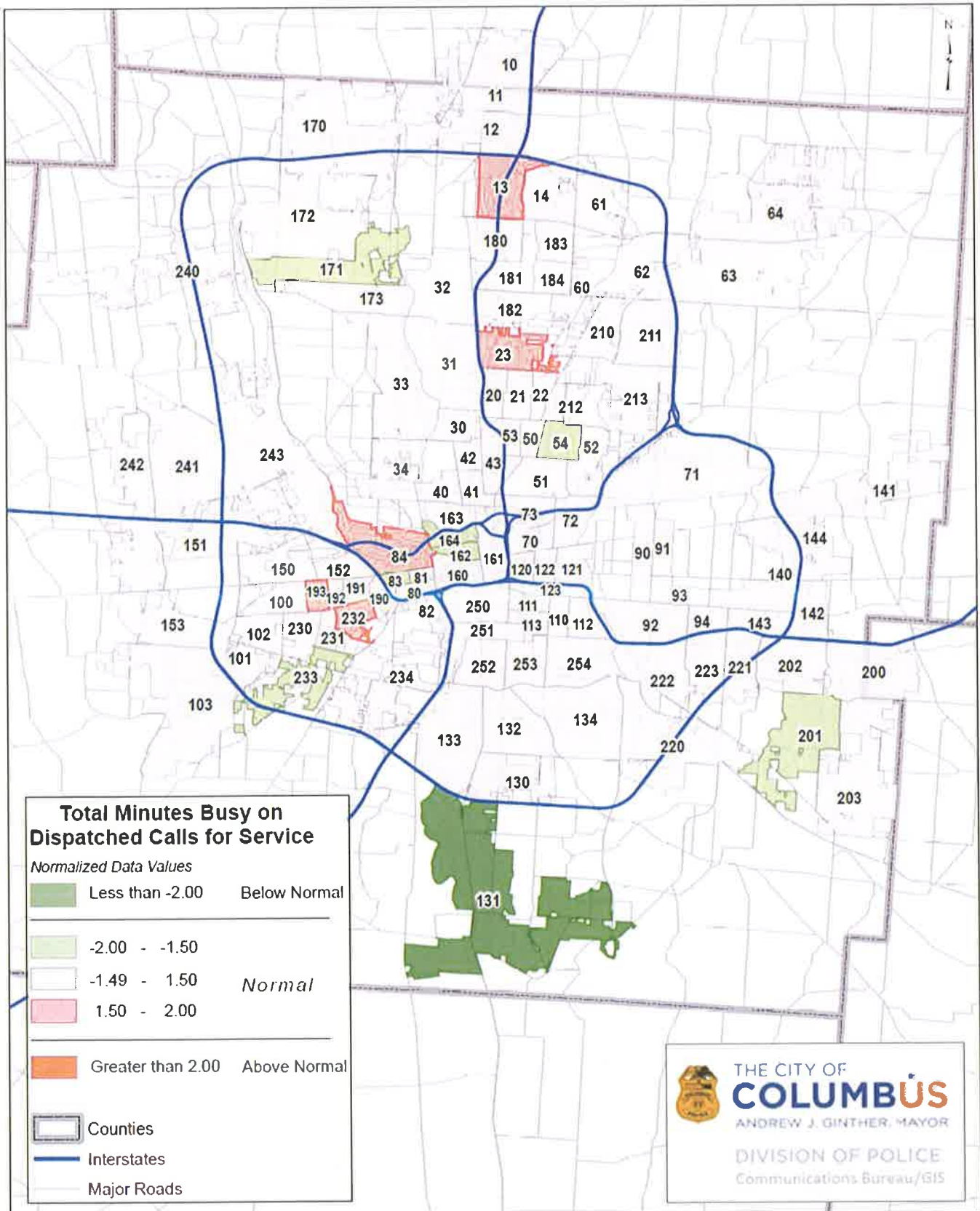
Precinct	Cruiser District	Total Number of Minutes Busy on Dispatched Calls for Service					
		A Company	B Company	C Company	Grand Total	Rank	Z Value
3	30	92,923	134,721	125,817	353,461	11	1.48
	31	83,574	148,648	75,970	308,192	40	0.74
	32	76,140	114,223	47,734	238,097	78	-0.40
	33	72,187	101,466	63,099	236,752	79	-0.42
	34	52,723	93,435	53,968	200,126	91	-1.02
4	40	43,599	93,329	56,389	193,317	97	-1.13
	41	68,340	164,644	112,083	345,067	14	1.34
	42	53,923	103,593	132,037	289,553	50	0.44
	43	53,466	86,989	56,153	196,608	94	-1.08
5	50	80,017	156,319	108,283	344,619	15	1.33
	51	67,567	108,193	62,692	238,452	77	-0.40
	52	45,925	101,837	50,391	198,153	93	-1.05
	53	62,991	130,189	72,355	265,535	70	0.04
	54	43,832	69,906	45,420	159,158	108	-1.69
17	170	65,195	145,362	63,116	273,673	62	0.18
	171	38,989	83,043	45,863	167,895	105	-1.54
	172	85,090	171,561	76,547	333,198	24	1.15
	173	57,245	103,415	66,734	227,394	84	-0.58
24	240	56,751	107,043	54,222	218,016	86	-0.73
	241	86,417	142,508	80,748	309,673	39	0.76
	242	56,351	111,716	39,072	207,139	89	-0.91
	243	95,172	149,747	91,274	336,193	23	1.19

Precinct	Cruiser District	Total Number of Minutes Busy on Dispatched Calls for Service					
		A Company	B Company	C Company	Grand Total	Rank	Z Value
7	70	84,906	170,779	82,910	338,595	21	1.23
	71	75,212	153,850	98,420	327,482	27	1.05
	72	69,044	142,576	80,068	291,688	48	0.47
	73	72,598	130,544	75,478	278,620	56	0.26
11	110	53,039	95,022	57,038	205,099	90	-0.94
	111	80,786	149,977	88,175	318,938	29	0.91
	112	44,842	95,372	51,802	192,016	98	-1.15
	113	67,137	146,081	75,754	288,972	51	0.43
12	120	61,966	87,342	48,862	198,170	92	-1.05
	121	94,874	162,737	67,024	324,635	28	1.01
	122	64,891	104,051	43,158	212,100	87	-0.82
	123	90,950	151,286	72,732	314,968	36	0.85
16	160	83,893	119,395	62,659	265,947	69	0.05
	161	85,107	142,034	78,903	306,044	41	0.70
	162	49,224	64,178	37,023	150,425	109	-1.83
	163	67,548	108,817	90,257	266,622	68	0.06
	164	36,403	53,098	52,155	141,656	110	-1.97
25	250	102,843	152,981	72,060	327,884	25	1.06
	251	83,883	146,401	87,291	317,575	30	0.89
	252	87,836	169,284	85,772	342,892	19	1.30
	253	63,090	120,772	75,296	259,158	72	-0.06
	254	72,564	135,887	67,045	275,496	58	0.21

Number of Minutes Busy Z Value Shading

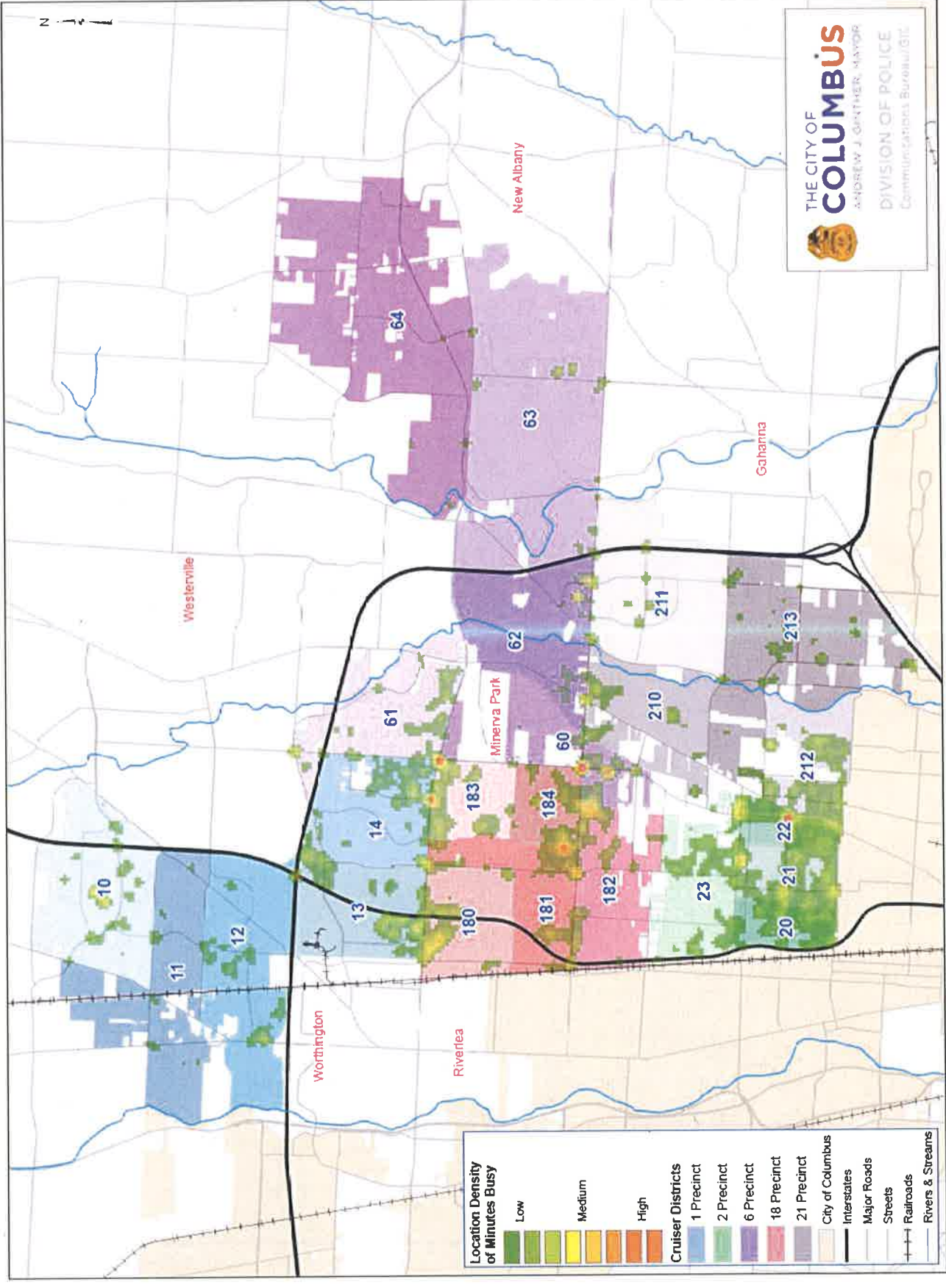
Values less than -2.00	Below Normal
Values from -1.50 to -2.00	Normal
Values from -1.50 to 1.50	
Values from 1.50 - 2.00	Above Normal
Values greater than 2.00	

Proposal 2 - 2016 Total Number of Minutes Busy on Dispatched Calls for Service



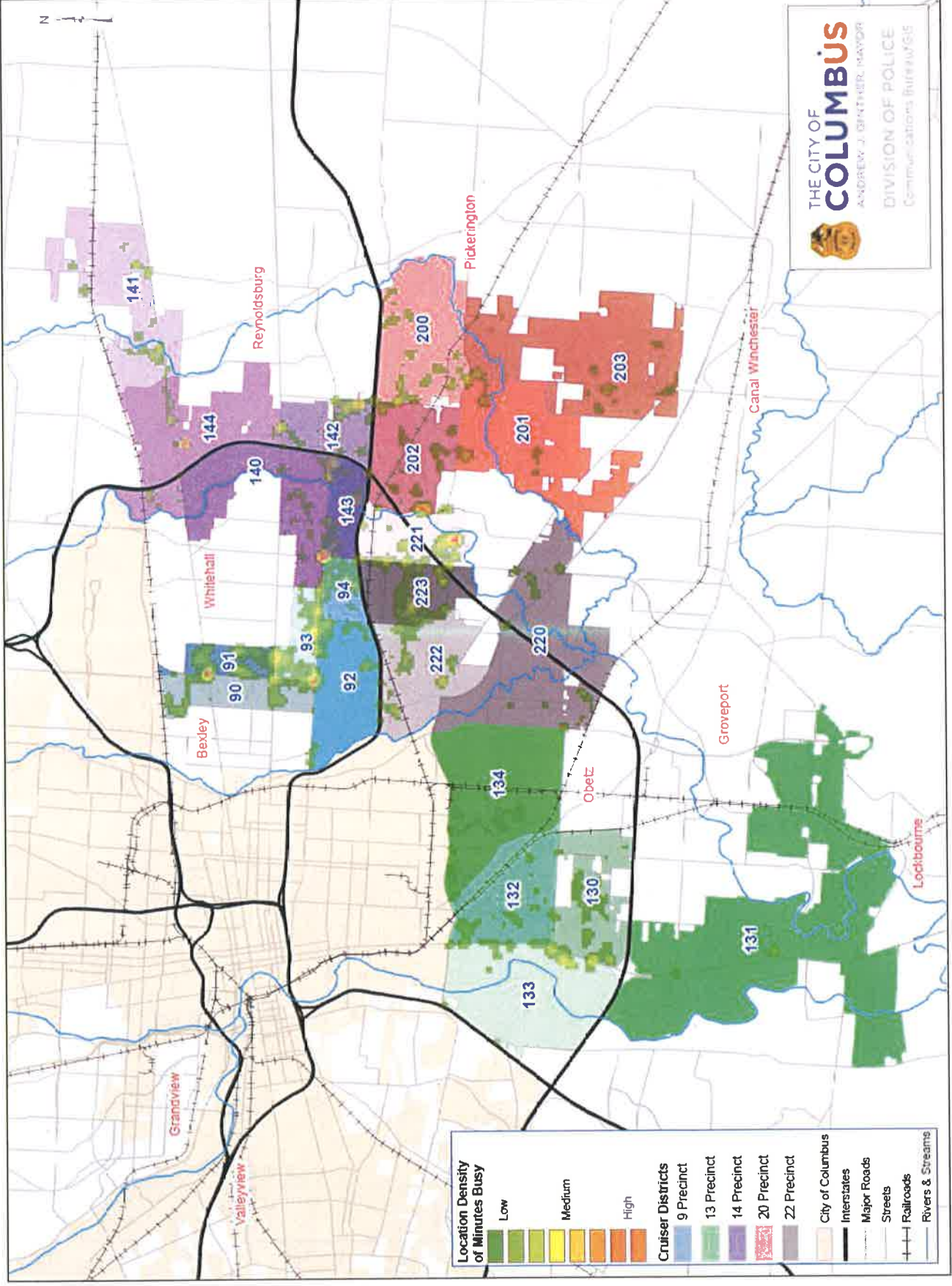
Proposal 2

Zone 1 Cruiser District Boundaries and Location Density of Minutes Busy



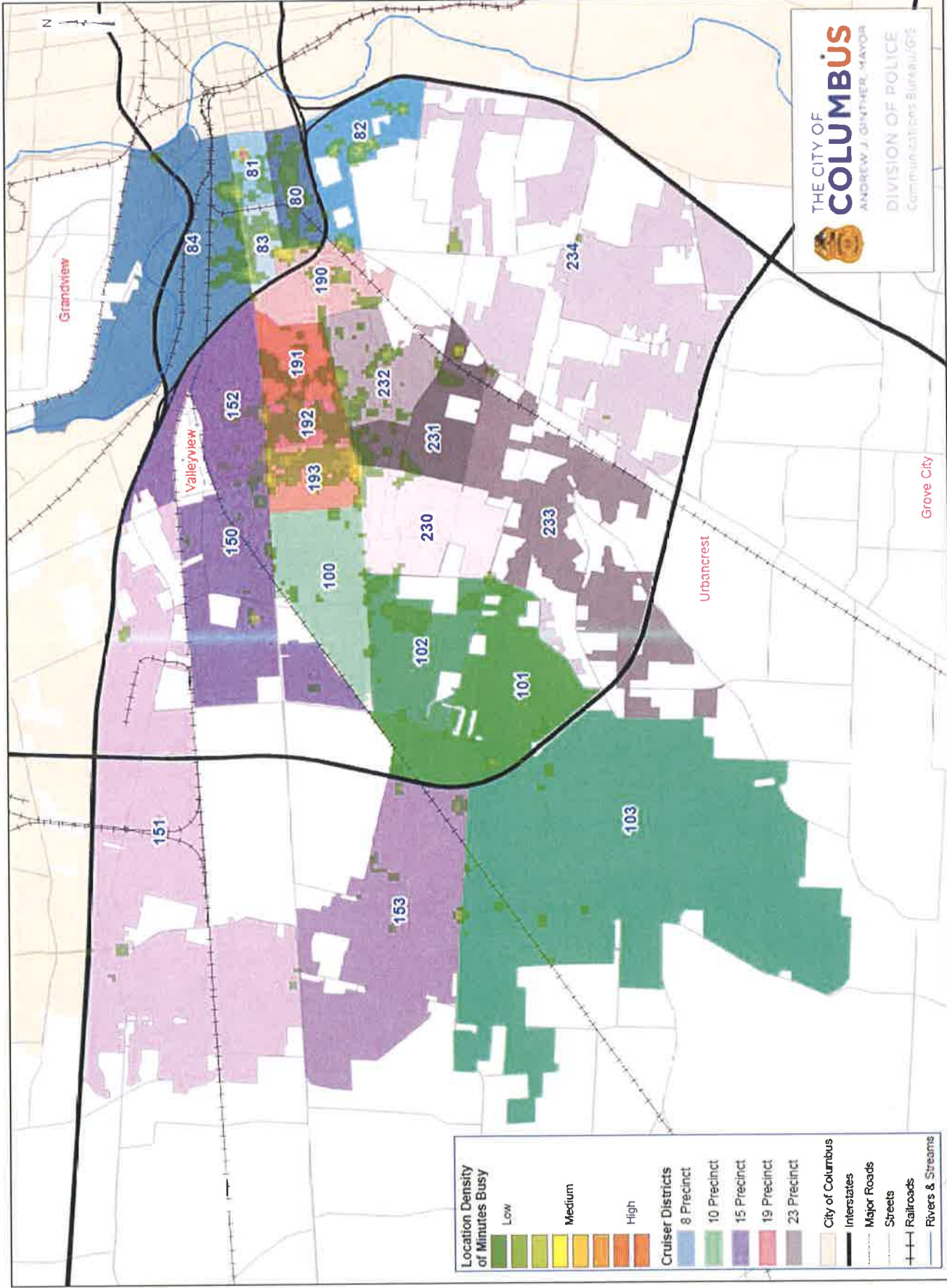
Zone 2 Cruiser District Boundaries and Location Density of Minutes Busy

Proposal 2



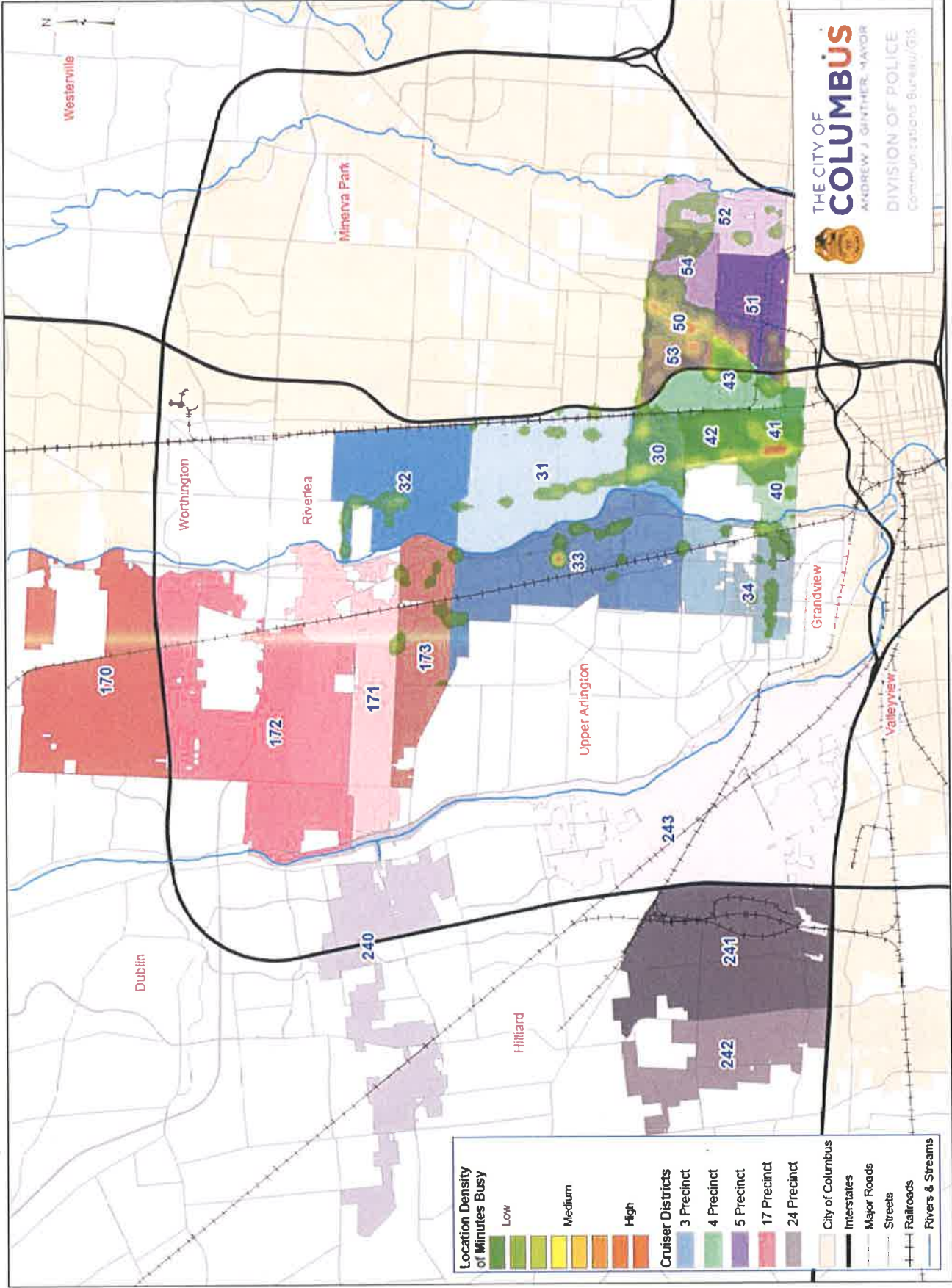
Zone 3 Cruiser District Boundaries and Location Density of Minutes Busy

Proposal 2



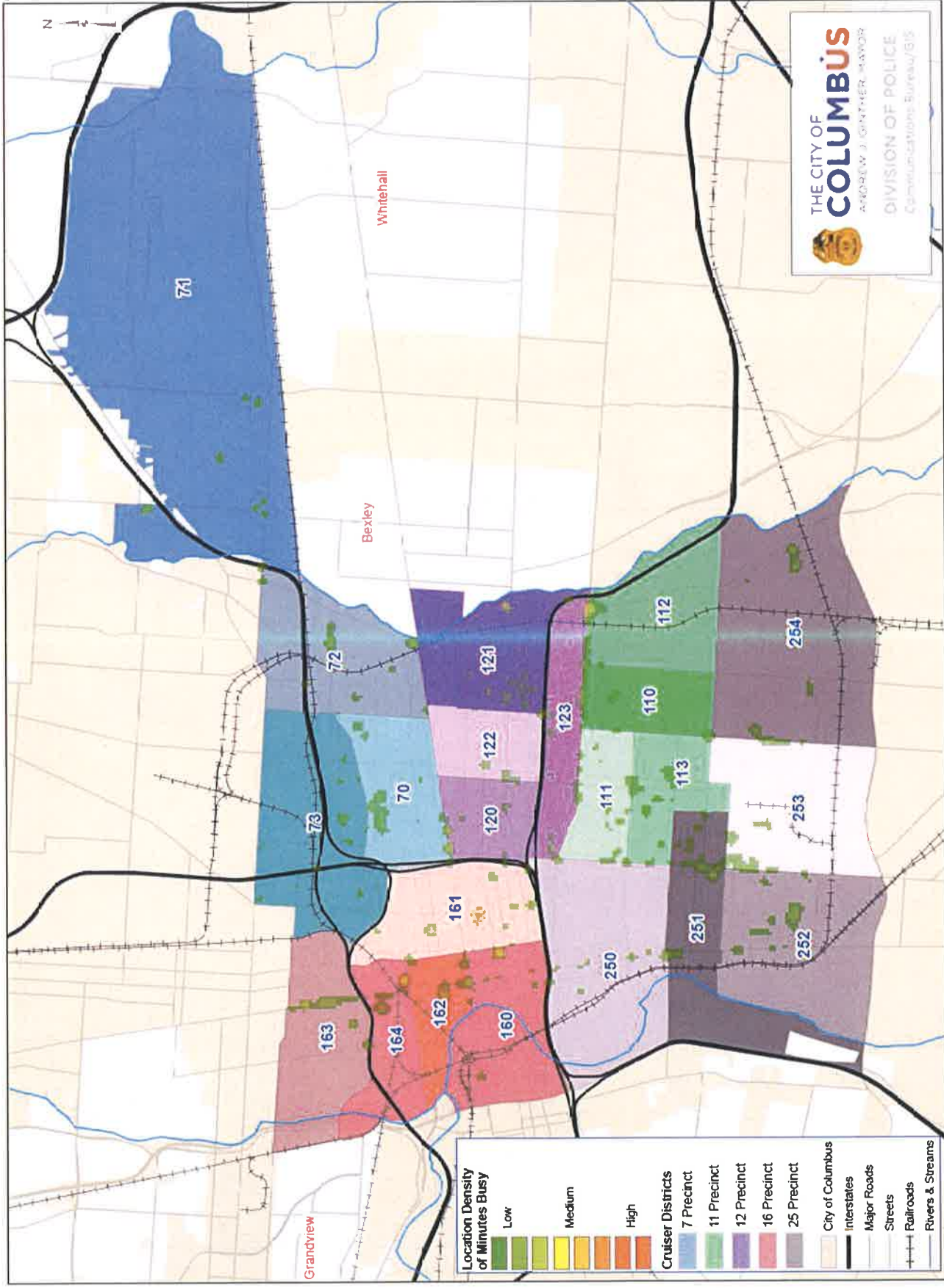
Proposal 2

Zone 4 Cruiser District Boundaries and Location Density of Minutes Busy



Zone 5 Cruiser District Boundaries and Location Density of Minutes Busy

Proposal 2



The following charts break down the total number of dispatched calls for service based on the Zone, Precinct, and Cruiser District that the event was geographically located on and the time of day the event occurred.

Data was ranked citywide with 1 representing the highest number of dispatched calls for service.

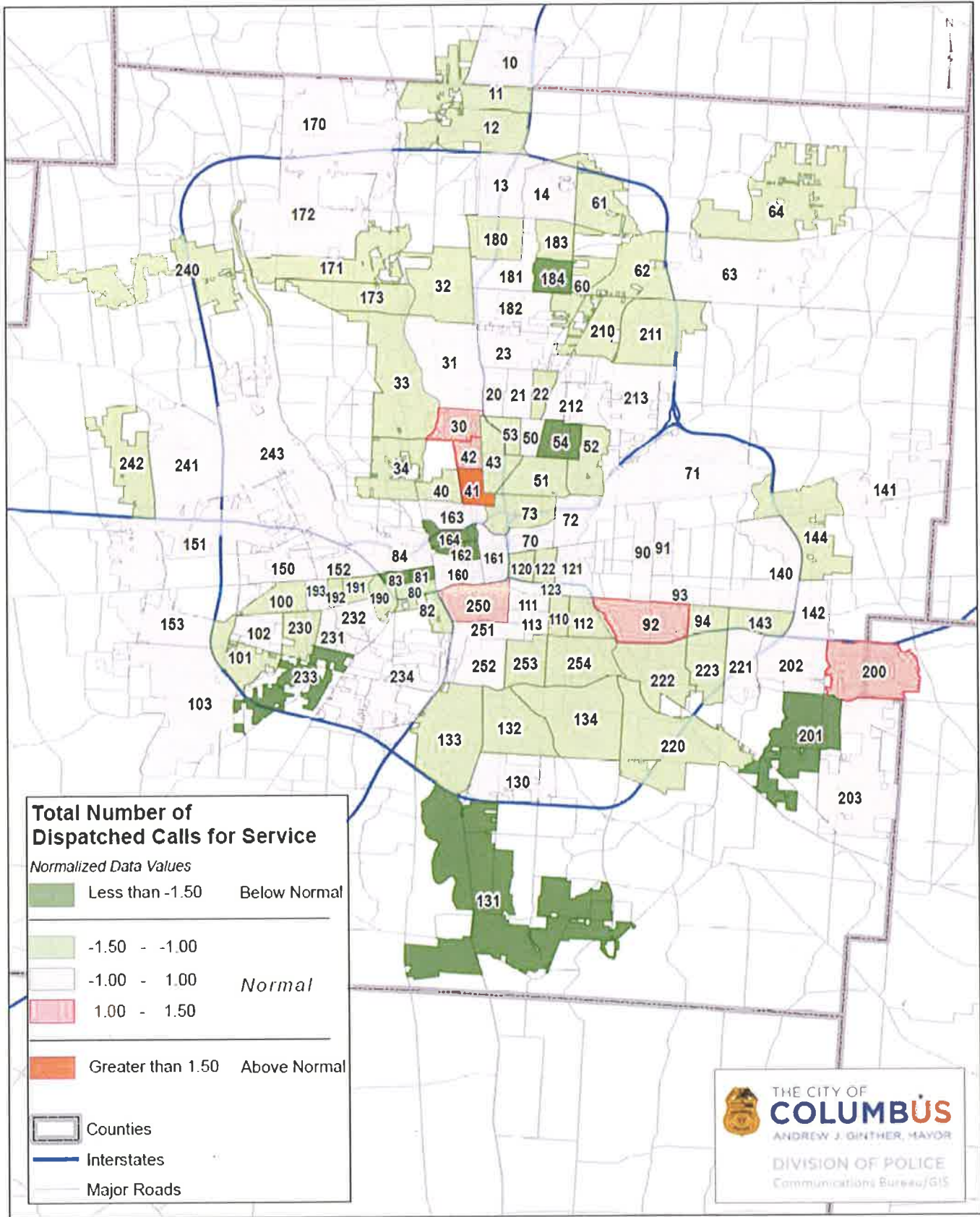
Grand Total Data was normalized and assigned a Z Value using a mean of 3,902.324 (Calls for Service) with a standard deviation of 1489.619. Z Values shown in dark green are below normal while Z values shown in dark red represent values that are above normal. The normal range for Z Values fall between -1.5 and 1.5.

Police Zone	Total Number of Dispatched Calls for Service					
	A Company	B Company	C Company	Grand Total	Rank	Z Value
Zone 1	24,304	36,694	19,842	80,840	2	-0.26
Zone 2	22,971	36,881	21,710	81,562	1	-0.24
Zone 3	21,774	35,018	19,241	76,033	5	-0.30
Zone 4	22,780	33,944	22,387	79,111	4	-0.21
Zone 5	23,888	34,868	21,735	80,491	3	-0.16

Police Precinct	Total Number of Dispatched Calls for Service					
	A Company	B Company	C Company	Grand Total	Rank	Z Value
1 Precinct	5,174	7,626	4,184	16,984	5	-0.34
2 Precinct	4,759	7,313	3,759	15,831	12	0.04
3 Precinct	6,015	8,399	5,064	19,478	3	0.00
4 Precinct	4,239	6,041	5,943	16,223	11	0.10
5 Precinct	4,158	6,320	4,111	14,589	18	-0.66
6 Precinct	5,190	7,637	4,052	16,879	6	-0.35
7 Precinct	4,581	7,046	4,756	16,383	10	0.13
8 Precinct	4,147	7,025	4,026	15,198	15	-0.58
9 Precinct	5,548	8,884	5,630	20,062	2	0.07
10 Precinct	3,845	6,194	3,392	13,431	23	-0.37
11 Precinct	3,541	5,695	3,756	12,992	25	-0.44
12 Precinct	4,365	6,271	3,188	13,824	22	-0.30
13 Precinct	3,902	6,479	3,015	13,396	24	-0.82
14 Precinct	5,411	8,185	4,529	18,125	4	-0.19
15 Precinct	4,654	7,159	3,761	15,574	14	-0.01
16 Precinct	5,406	6,446	4,539	16,391	9	-0.42
17 Precinct	3,962	6,456	3,697	14,115	21	-0.25
18 Precinct	4,705	7,602	4,469	16,776	8	-0.37
19 Precinct	4,355	6,931	3,739	15,025	16	-0.10
20 Precinct	4,224	6,835	4,560	15,619	13	0.00
21 Precinct	4,476	6,516	3,378	14,370	19	-0.21
22 Precinct	3,886	6,498	3,976	14,360	20	-0.21
23 Precinct	4,773	7,709	4,323	16,805	7	-0.36
24 Precinct	4,406	6,728	3,572	14,706	17	-0.15
25 Precinct	5,995	9,410	5,496	20,901	1	0.19

	A Company	B Company	C Company	All Shifts
Precinct Average	4,609	7,027	4,209	15,845
Zone Average	23,143	35,481	20,983	79,607
Grand Total	115,717	177,405	104,915	398,037

Proposal 2 - 2016 Total Number of Dispatched Calls for Service



The following charts break down the total population, total number of households, and total number of Part 1 Violent Crimes by Zone, Precinct, and Cruiser District.

Per capita data was ranked citywide with 1 representing the highest rate of violent crime per capita. Per capita rates were determined using 1,000 people per Cruiser District, 10,000 people per Precinct, and 100,000 people per Zone.

Per capita data was also normalized and assigned a Z Value using the appropriate mean and standard deviation. Z Values shown in green are below normal while Z values shown in red represent values that are above normal. The normal ranges for Z Values fall between 0 and 1 when each cruiser district is compared to the averages of the other cruiser districts citywide.

Police Zone	Population and Part 1 Violent Crime Data					
	2010 Population	Total Number of Households	Total Number of Part 1 Violent Crimes	Per capita Rate of 100,000 people	Rank	Z Value
Zone 1	200,677	94,429	1,059	527.71	4	-0.66
Zone 2	176,837	81,347	1,107	626.00	3	-0.41
Zone 3	130,899	55,640	1,260	962.57	2	0.46
Zone 4	249,612	116,302	894	358.16	5	-1.10
Zone 5	77,491	44,836	1,126	1,453.07	1	1.72

Police Precinct	Population and Part 1 Violent Crime Data					
	2010 Population	Total Number of Households	Total Number of Part 1 Violent Crimes	Per capita Rate of 10,000 people	Rank	Z Value
1 Precinct	49,093	23,378	178	36.26	21	-0.83
2 Precinct	23,335	10,987	269	115.28	8	0.24
3 Precinct	64,429	33,955	148	22.97	23	-1.01
4 Precinct	33,308	11,828	234	70.25	14	-0.37
5 Precinct	17,391	7,835	348	200.10	3	1.39
6 Precinct	63,860	30,562	176	27.56	22	-0.95
7 Precinct	15,975	9,219	264	165.26	5	0.92
8 Precinct	9,764	4,641	297	304.18	1	2.80
9 Precinct	31,633	15,939	308	97.37	10	0.00
10 Precinct	34,514	14,311	187	54.18	17	-0.59
11 Precinct	12,920	6,462	219	169.50	4	0.98
12 Precinct	12,157	7,075	187	153.82	6	0.76
13 Precinct	26,240	10,186	172	65.55	15	-0.43
14 Precinct	46,438	22,764	220	47.37	19	-0.68
15 Precinct	35,294	15,248	180	51.00	18	-0.63
16 Precinct	14,417	9,510	146	101.27	9	0.05
17 Precinct	71,304	33,584	90	12.62	24	-1.15
18 Precinct	36,418	17,137	232	63.70	16	-0.46
19 Precinct	12,468	5,730	316	253.45	2	2.12
20 Precinct	47,048	19,994	177	37.62	20	-0.81
21 Precinct	27,971	12,365	204	72.93	12	-0.33
22 Precinct	25,478	12,464	230	90.27	11	-0.10
23 Precinct	38,859	15,710	280	72.06	13	-0.34
24 Precinct	63,180	29,100	74	11.71	25	-1.16
25 Precinct	22,022	12,570	310	140.77	7	0.59

	2010 Population	Total Number of Households	Total Number of Part 1 Violent Crimes	Per capita Rate	
Precinct Average	33,421	15,702	218	97.48	<i>of 10,000 people</i>
Zone Average	167,103	78,511	1,089	786	<i>of 100,000 people</i>
Citywide Grand Total	835,516	392,554	5,446	3,928	<i>of 100,000 people</i>

City of Columbus, Ohio
Division of Police



5-Zone 990 Staff Chart

5-ZONE PLAN
February 3, 2017

RECOMMENDED STAFFING AT 990

ZONE 1		# CD AUTH NOTES		ZONE 2		# CD AUTH NOTES		ZONE 3		# CD AUTH NOTES		ZONE 4		# CD AUTH NOTES		ZONE 5		# CD AUTH NOTES		
A	1	5	9	9	9	9	9	8	5	9	9	3	5	9	9	11	4	7	Sergeant	
	2	4	7					10	4	7		4	4	8		12	4	7	Lieut's	
	6	5	9					15	4	7		5	5	9		7	4	7		
	18	5	9					19	4	7		17	4	8		16	5	11 WC		
	21	4	7					23	5	9		24	4	9	Marine	25	5	9		
Total			41					39		39		43		43		41		41	A Co	
DMW/ A			8					8		8		DMW/ A		6		DMW/ A		7	DMW/	
DMW/ B			8					10 WC		10 WC		B		7 WC		B		6		
Total		23	57					22	57	57		22	56		22	54		54	Total	
Total																				281
B	1	5	14 WC					8	5	12		3	5	14 WC		11	4	12 WC	Sergeant	
	2	4	14 WC					10	4	14 WC		4	4	10		12	4	12 WC	Lieut's	
	6	5	12					15	4	14 WC		5	5	14 WC		7	4	12 WC		
	18	5	13					19	4	14 WC		17	4	10		16	5	12		
	21	4	13 WC					23	5	12		24	4	10		25	5	14 WC		
Total			66					66		66		58		58		62		62	B Co	
CRT			10					10		10		CRT		12		10		10	CRT/C	
Total			76					76		76		70		70		72		72	Total	
Total																				368
C	1	5	10					8	5	10		3	5	9		11	4	8	Sergeant	
	2	4	8					10	4	8		4	4	8		12	4	8	Lieut's	
	6	5	10					14	5	10		5	5	10		7	4	8		
	18	5	10					19	4	8		17	4	8		16	5	10		
	21	4	8					23	5	10		24	4	8		25	5	10		
Total			46					44		44		43		43		44		44	C Co	
EMW/ A			13					EMW/ A		13 WC		EMW/ A		11		EMW/ A		12	EMW/	
EMW/ B			12					B		12		B		10		B		11		
Total			71					69		69		64		64		67		67	Total	
Total																				341
OVERALL		204		201		202		190		193		990								

City of Columbus, Ohio
Division of Police



5-Zone 990 Analysis

5-ZONE PLAN
February 3, 2017

PROPOSED STAFFING AT 972

ZONE 1			ZONE 2			ZONE 3			ZONE 4			ZONE 5				
#	CD	AUTH NOTES	#	CD	AUTH NOTES	#	CD	AUTH NOTES	#	CD	AUTH NOTES	#	CD	AUTH NOTES		
A	1	5	9			9			8	5	9					
	2	4	7			13	5	9	10	4	7					
	6	5	9			14	5	9	15	4	7					
	18	5	9			20	4	7	19	4	7					
	21	4	7			22	4	7	23	5	9					
Total			41			41		39			39					
DMW	A		8			DMW	A	8	DMW	A	8					
DMW	B		8			B		10	B		10	WC				
Total			23			23		57			22					
Total																281
Total																281
B	1	5	14	WC		9	5	5	8	5	12					
	2	4	14	WC		13	5	14	10	4	14	WC				
	6	5	12			14	5	14	15	4	14	WC				
	18	5	13			20	4	10	19	4	14	WC				
	21	4	13	WC		22	4	12	23	5	12					
Total			66			64		66			58					
CRT			6			CRT		6	CRT		10					
Total																350
Total																350
C	1	5	10			9	5	5	8	5	10					
	2	4	8			13	5	10	10	4	8					
	6	5	10			14	5	10	15	4	8					
	18	5	10			20	4	8	19	4	8					
	21	4	8			22	4	8	23	5	10					
Total			46			46		44			43					
EMW	A		13			EMW	A	12	EMW	A	13	WC				
EMW	B		12			B		12	B		10					
Total			71			70		69			64					
Total																341
Total																341
OVERALL			200			197			198			188			189	972

City of Columbus, Ohio
Division of Police



5-Zone 972 Staff Chart

5-ZONE 990 PLAN - STAFFING ANALYSIS

DISPLACEMENT

OFFICERS

	2016		New		Difference	Change Reporting Location
	Authorized Strength	Authorized Strength	Authorized Strength	Authorized Strength		
ZONE 1	186	204	18	38		
ZONE 2	193	201	8	0		
ZONE 3	201	202	1	0		
ZONE 4	193	190	-3	0		
ZONE 5	199	193	-6	0		
	972	990	18	38		

Total # of 2016 positions abolished 173
 Total # of new positions created 191

NEW PRECINCT REPORTING LOCATIONS

Zone 1 MW Units	5030 Ulry Road (Eventually move into new 1 Substation)
Zone 1 CRT	1120 Morse Road (Eventually move into new 1 Substation or Karl/Morse)
21 PCT	2077 Parkwood Avenue
22 PCT	3022 Winchester Pike
23 PCT	4215 Clime Road
24 PCT	1000 N. Hague Avenue
25 PCT	544 Woodrow Avenue

SERGEANTS

	2016		New		Difference	Change of Reporting Location
	Authorized Strength	Authorized Strength	Authorized Strength	Authorized Strength		
A Co	30	25	-5	4		
DMW	5	10	5	0		
B Co	34	40	6	0		
EMW	11	10	-1	0		
C Co	30	25	-5	0		
	110	110				

UNIT STRUCTURE

Unit/Days Off Template
5-8 Shifts

	Sun	Mon	Tue	Wed	Thu	Fri	Sat
1	X	X	X				
2		X	X				
3			X	X			
4				X	X		
5					X	X	
6						X	X
7	X						X
8	X	X					
9		X	X				
10			X	X			
11				X	X		
12					X	X	
WALKIE	X	X					
WALKIE	X	X					
WALKIE	X	X					

Unit/Days Off Template
4-10 Shifts

	Sun	Mon	Tue	Wed	Thu	Fri	Sat
1	X	X	X	X			
2		X	X	X	X		
3			X	X	X		
4				X	X	X	
5					X	X	X
6	X					X	X
7	X	X					X
8	X	X	X				
9		X	X	X			
10			X	X	X		
11				X	X	X	
12					X	X	X
13	X					X	X
14	X	X					X
WALKIE	X	X	X				
WALKIE	X	X	X				
WALKIE	X	X	X				

Relief Factor Calculations

Baseline relief factor recommendation is 1.9 for 5-8 hour shifts

- 1st shift units
- 2nd shift units
- 3rd shift units

Relief Factor	
1.9	Fractional numbers rounded down due to service demand 20% below mean
2.4	Service Demand 47% above mean. 26% increase in personnel/span of control capped at 14.
1.9	Fractional numbers rounded up due to safety concerns

No value assessment was made on the total number of Walkie Units. The current number of 21 were retained and redeployed. Walkie Units were service demands were the highest on 2nd shift and where foot patrols are practical. No relief factor was added.

No value assessment was made on the total number of personnel assigned to CRT/CWC. Current staffing was retained and redeployed.

Midwatch Overlap

Baseline recommendation - 6 DMW units per zone + 9 EMW units per zone
 Service Demand peaks between Noon and 2AM with an apex of 58% above mean. 2nd Shift accounts for a 26% increase in personnel. DMW will provide an additional 26% increase and EMW will provide a 39% increase in personnel deployed.

Relief factor for 4-10 hour shifts is 2.7

- DMW 6 units per Zone
- EMW 9 units per Zone
- Zone's % of service demand

Zone 1	Zone 2	Zone 3	Zone 4	Zone 5
16	16	16+WC	11+WC	13
25	22+WC	23+WC	21	23
21.03%	20.36%	20.62%	18.52%	19.49%

ANTICIPATED STAFFING LEVEL

Excludes CRT/CWC/Marine PK

	Sun	Mon	Tue	Wed	Thu	Fri	Sat
A Co	138	125	140	143	143	143	143
DMW	42	41	38	44	45	48	48
B Co	218	192	209	213	226	243	260
EMW	67	59	50	53	57	65	73
C Co	148	136	150	162	173	173	173
	613	553	587	615	644	672	697

Officers

A Co	DMW	B Co	CRT/CWC	EMW	C Co
203	76	316	52	118	223

Unit Sergeants
 Relief Sergeants

25	10	25	5	10	25
		5			5

Lieutenants
 Relief Lieutenants

5		5			5
2		2			2

City of Columbus, Ohio
Division of Police



5-Zone @-Current Staff Chart

5-ZONE PLAN
February 3, 2017

STAFFING USING CURRENT MODEL WITH 112 CD'S

ZONE 1		# CD AUTH	NOTES	ZONE 2		# CD AUTH	NOTES	ZONE 3		# CD AUTH	NOTES	ZONE 4		# CD AUTH	NOTES	ZONE 5		# CD AUTH	NOTES		
A	1	5	10			9	5	5	10	8	5	10	8	5	10	11	4	8	Sergeant		
	2	4	8			13	5	10	10	10	4	8	4	8	12	4	8		Lieut's		
	6	5	10			14	5	10	8	8	5	10	5	10	13	4	8				
	18	5	10			20	4	8	8	8	4	8	17	4	8	16	5	12 WC			
	21	4	8			22	4	8	10	10	5	10	24	4	10	25	5	10			
Total			46					46	44	46		46		46				46	A Co		
DMW A			7			DMW A		6	6	DMW A		6	DMW A		6	DMW A		6	DMW		
DMW B			7			B		8 WC	8 WC	B		8 WC	B		8 WC	B		6			
Total		23	60				23	58			22	60		22	60		22	58	Total		
294																					
B	1	5	14 WC			9	5	5	14 WC	8	5	13	3	5	14 WC	11	4	13 WC	Sergeant		
	2	4	13 WC			13	5	14 WC	10	10	4	11	4	4	11	12	4	13 WC	Lieut's		
	6	5	13			14	5	14 WC	15	4	5	14 WC	5	5	14 WC	13	4	13 WC			
	18	5	13			20	4	11	19	4	4	13 WC	17	4	11	16	5	13			
	21	4	11			22	4	13 WC	23	5	5	13	24	4	11	25	5	14 WC			
Total			64					66	65	65		61		61				66	B Co		
CRT			10			CRT		10	10	CRT		10	CRT		12	CRT		10	CRT/C		
Total			74					76	75	75		73		73				76	Total		
374																					
C	1	5	11			9	5	5	11	8	5	11	3	5	11	11	4	9	Sergeant		
	2	4	9			13	5	11	9	10	4	9	4	4	9	12	4	9	Lieut's		
	6	5	11			14	5	11	9	15	4	9	5	5	11	13	4	9			
	18	5	11			20	4	9	9	19	4	9	17	4	9	16	5	11			
	21	4	9			22	4	9	11	23	5	11	24	4	9	25	5	11			
Total			51					51	49	49		49		49				49	C Co		
EMW A			14 WC			EMW A		14 WC	14 WC	EMW A		12	EMW A		12	EMW A		12	EMW		
EMW B			11			B		10	11	B		11	B		11	B		11			
Total			76					75	74			72		72				72	Total		
369																					
OVERALL		210		209		207		205		206		206		1037							

City of Columbus, Ohio
Division of Police



5-Zone 950 Staff Chart

5-ZONE PLAN
February 3, 2017

PROPOSED STAFFING AT 950

ZONE 1		# CD AUTH		NOTES	ZONE 2		# CD AUTH		NOTES	ZONE 3		# CD AUTH		NOTES	ZONE 4		# CD AUTH		NOTES	ZONE 5		# CD AUTH		NOTES
A	1	5	9			9	5	9			8	5	9			3	5	9			11	4	7	Sergeant
	2	4	7								10	4	7			4	4	7			12	4	7	Lieut
	6	5	9			14	5	9			15	4	7			5	5	9			13	4	7	
	18	5	9			20	4	7			19	4	7			17	4	7			16	5	11 WC	
	21	4	7			22	4	7			23	5	9			24	4	9	Marine		25	5	9	
Total			41					41					39					41					41	A Co
DMW A			6			DMW A		6			DMW A		6			DMW A		6				6	DMW	
DMW B			6			B		6			B		8 WC			B		8 WC				6		
Total			53					53					53					55					53	Total
			23					23					22			22		55					22	267
B	1	5	14 WC			9	5	14 WC			8	5	13			3	5	14 WC			11	4	13 WC	Sergeant
	2	4	13 WC			13	5	14 WC			10	4	13 WC			4	4	11			12	4	13 WC	Lieut
	6	5	13			14	5	14 WC			15	4	13 WC			5	5	14 WC			13	4	13 WC	
	18	5	13			20	4	11			19	4	13 WC			17	4	11			16	5	13	
	21	4	13 WC			22	4	13 WC			23	5	13			24	4	11			25	5	14 WC	
Total			66					66					65					61					66	B Co
GRT			6			CRT		6			CRT		6			CRT		10				6	CRT/C	
Total			72					72					71					71					72	Total
			72					72					71					71					72	358
C	1	5	9			9	5	9			8	5	9			3	5	9			11	4	8	Sergeant
	2	4	8			13	5	9			10	4	8			4	4	8			12	4	8	Lieut
	6	5	9			14	5	9			15	4	8			5	5	9			13	4	8	
	18	5	9			20	4	8			19	4	8			17	4	8			16	5	9	
	21	4	8			22	4	8			23	5	9			24	4	8			25	5	9	
Total			43					43					42					42					42	C Co
EMW A			12			EMW A		13 WC			EMW A		13 WC			EMW A		10				11	11	EMW
EMW B			12			B		11			B		11			B		10				10	10	
Total			67					67					66					62					63	Total
			67					67					66					62					63	325
OVERALL			192					192					190					188					188	950

City of Columbus, Ohio
Division of Police



5-Zone Displacement Roster

5 - ZONE 990 PLAN
DISPLACEMENT ROSTER

Assignment	Call #	Name	Job	Hours	Days Off
		ASSIGNMENT ABOLISHED			
		NEW ASSIGNMENT			
		SHIFT TO ANOTHER BUREAU			
4000000	CHF6	QUINLAN, THOMAS A	PATROL NORTH DEPUTY CHIEF	8A-4P MULTI	SAT/SUN
4100000	CMDR	CAMERON, GARY B	ZONE 1 COMMANDER	8A-4P	SAT/SUN
4110000	L1A	JUSTICE, DAVID N	1ST SHIFT / DMW LIEUTENANT	7A-3P	FRI/SAT
4110100	S1A	BLUBAUGH, JOHN C	1 PRECINCT A CO - SGT	7A-3P	FRI/SAT
4110101	1A1	VOZAR, JEFFERY J	1 PRECINCT A CO - 1A1	7A-3P	SAT/SUN
4110102	1A2	SEEVERS, MARK J	1 PRECINCT A CO - 1A2	7A-3P	SUN/MON
4110103	1A3	KOMISAREK, NATHAN C	1 PRECINCT A CO - 1A3	7A-3P	MON/TUE
4110104	1A4	HOUSEBERG, DANA B	1 PRECINCT A CO - 1A4	7A-3P	TUE/WED
4110105	1A5	FISHER, TRAVIS D	1 PRECINCT A CO - 1A5	7A-3P	WED/THU
4110106	1A6	WARD, ANDREW S	1 PRECINCT A CO - 1A6	7A-3P	THU/FRI
4110107	1A7	KUBIC, JEFFREY E	1 PRECINCT A CO - 1A7	7A-3P	FRI/SAT
4110108	1A8	BROWN, JOHN JR A	1 PRECINCT A CO - 1A8	7A-3P	SAT/SUN
4110109	1A9	RIBAR, JOSEPH B	1 PRECINCT A CO - 1A9	7A-3P	WED/THU
4110110	1A10	SCHIRTZINGER, RICHARD P	1 PRECINCT A CO - 1A10	7A-3P VAR	MON/TUE
4110600	S6A	HOLLIS, TYRONE J	6 PRECINCT A CO - SGT	7A-3P	SUN/MON
4110601	6A1	JOHNSON, JOHN B	6 PRECINCT A CO - 6A1	7A-3P	SAT/SUN
4110602	6A2	VARNEY, ROBERT W	6 PRECINCT A CO - 6A2	7A-3P	SUN/MON
4110603	6A3	ADKINS, JACK K	6 PRECINCT A CO - 6A3	7A-3P VAR	MON/TUE
4110604	6A4	DYER, STEVEN R	6 PRECINCT A CO - 6A4	7A-3P	TUE/WED
4110605	6A5	DRAKE, ANDREW T	6 PRECINCT A CO - 6A5	7A-3P	WED/THU
4110606	6A6	SCHROEDER, MARK D	6 PRECINCT A CO - 6A6	7A-3P	THU/FRI
4110607	6A7	MISCHEL, TODD A	6 PRECINCT A CO - 6A7	7A-3P	FRI/SAT
4110608	6A8	MARSTILLER, MIKE E	6 PRECINCT A CO - 6A8	7A-3P	SUN/MON
4110609	6A9	WINGARD, BRIAN W	6 PRECINCT A CO - 6A9	7A-3P	FRI/SAT
4110610	6A10	POTTER, GREGORY J	6 PRECINCT A CO - 6A10	7A-3P	TUE/WED
4410200	S2A	HALEY, JAMES M	2 PRECINCT A CO - SGT	7A-3P	THU/FRI
4410201	2A1	FORD, LANCE M	2 PRECINCT A CO - 2A1	7A-3P	SAT/SUN
4410202	2A2	COATY, JOHN M	2 PRECINCT A CO - 2A2	7A-3P	SUN/MON
4410203	2A3	SCHWENDEMAN, TONY F	2 PRECINCT A CO - 2A3	7A-3P	MON/TUE
4410204	2A4	ORAHOOD, GARY II D	2 PRECINCT A CO - 2A4	7A-3P	TUE/WED
4410205	2A5	PRUITT, IAN W	2 PRECINCT A CO - 2A5	7A-3P	WED/THU
4410206	2A6	SMITH, DAVID R	2 PRECINCT A CO - 2A6	7A-3P	THU/FRI
4410207	2A7	YANDRICH, DANIEL M	2 PRECINCT A CO - 2A7	7A-3P	FRI/SAT
4410208	2A8	SHOPE, STEVEN A	2 PRECINCT A CO - 2A8	7A-3P	SUN/MON
4410209	2A9	REED, RODNEY D	2 PRECINCT A CO - 2A9	7A-3P	SAT/SUN
4410210	2A10	BURICH, CHRIS	2 PRECINCT A CO - 2A10	7A-3P VAR	TUE/WED
4111800	S18A	MABRY, DUANE M	18 PRECINCT A CO - SGT	6A-2P	FRI/SAT
4111801	18A1	CARRIER, DORAN MICHAEL	18 PRECINCT A CO - 18A1	6A-2P	SAT/SUN
4111802	18A2	NEELY, JEFFREY D	18 PRECINCT A CO - 18A2	6A-2P	SUN/MON
4111803	18A3	KELLOUGH, GREGORY W	18 PRECINCT A CO - 18A3	6A-2P	MON/TUE
4111804	18A4	FULTON, MAUTEZ L	18 PRECINCT A CO - 18A4	6A-2P	TUE/WED
4111805	18A5	LYONS, RANDALL L	18 PRECINCT A CO - 18A5	6A-2P	WED/THU
4111806	18A6	PAXTON, DEBRA A	18 PRECINCT A CO - 18A6	6A-2P	THU/FRI
4111807	18A7	WILLIAMS, RHONDA E	18 PRECINCT A CO - 18A7	6A-2P	FRI/SAT
4111808	18A8	TWITTY, DELLENER M	18 PRECINCT A CO - 18A8	6A-2P	SAT/SUN
4111809	18A9	RIPPEY, SAMUEL R	18 PRECINCT A CO - 18A9	6A-2P	TUE/WED
4111810	18A1	WILLIAMS, SONTINO M	18 PRECINCT A CO - 18A10	6A-2P	WED/THU
	S21A		21 PRECINCT A CO SGT		
	21A1		21 PRECINCT A CO		
	21A2		21 PRECINCT A CO		
	21A3		21 PRECINCT A CO		
	21A4		21 PRECINCT A CO		
	21A5		21 PRECINCT A CO		
	21A6		21 PRECINCT A CO		
	21A7		21 PRECINCT A CO		

5 - ZONE 990 PLAN
DISPLACEMENT ROSTER

4113100	SRZ1	SHEEHAN, JAMES W	RELIEF ZONE 1 A1 - SGT 17 & 18 PCT	6A-2P	WED/THU
4113200	SRZ1	SCHULTZ, WILLIAM C	RELIEF ZONE 1 A2 - SGT 1 & 6 PCT	7A-3P VAR	TUE/WED
4115000	S91D	LEROY, SCOTT D	ZONE 1 DAY MIDWATCH - SGT	9A-7P	SUN/TUE
4115001	Z1D1	MEYER, GREGORY B	ZONE 1 DAY MIDWATCH - Z1D1	9A-7P	SUN/TUE
4115002	Z1D2	FIHE, JOSEPH A	ZONE 1 DAY MIDWATCH - Z1D2	9A-7P	THU/SAT
4115003	Z1D3	HOLTMANN, BENJAMIN J	ZONE 1 DAY MIDWATCH - Z1D3	9A-7P	SUN/TUE
4115004	Z1D4	HOWE, ANDREW C	ZONE 1 DAY MIDWATCH - Z1D4	9A-7P	SUN/TUE
4115005	Z1D5	SHELL, MICHAEL V	ZONE 1 DAY MIDWATCH - Z1D5	9A-7P	MON/WED
4115006	Z1D6	GUNTHER, JASON L	ZONE 1 DAY MIDWATCH - Z1D6	9A-7P	MON/WED
4115007	Z1D7	YONEK, AARON M	ZONE 1 DAY MIDWATCH - Z1D7	9A-7P	MON/WED
4115008	Z1D8	ULRICH, MARCIA M	ZONE 1 DAY MIDWATCH - Z1D8	9A-7P	MON/WED
	S91D-B		ZONE 1 DAY MIDWATCH		
4115009	Z1D9	DIXON, ROBERT R	ZONE 1 DAY MIDWATCH - Z1D9	9A-7P	TUE/THU
4115010	Z1D10	CAMPBELL, STEPHEN E	ZONE 1 DAY MIDWATCH - Z1D10	9A-7P	WED/FRI
4115011	Z1D11	CRAMBLETT, TODD A	ZONE 1 DAY MIDWATCH - Z1D11	9A-7P	THU/SAT
4115012	Z1D12	HEINZMAN, ROBERT A	ZONE 1 DAY MIDWATCH - Z1D12	9A-7P	THU/SAT
4115013	Z1D13	HAMMERBERG, DAVID W	ZONE 1 DAY MIDWATCH - Z1D13	9A-7P	FRI/SUN
4115014	Z1D14	WINCHELL, KEVIN M	ZONE 1 DAY MIDWATCH - Z1D14	9A-7P	SAT/MON
	Z1D15		ZONE 1 DAY MIDWATCH		
	Z1D16		ZONE 1 DAY MIDWATCH		
4120000	L1B	WAGNER, SCOTT L	2ND SHIFT LIEUTENANT	3P-11P	SUN/MON
4120100	S1B	HARRIS, MATT E	1 PRECINCT B CO - SGT	3P-11P	FRI/SAT
4120101	1B1	FRISCH, JAIME L	1 PRECINCT B CO - 1B1	3P-11P	SAT/SUN
4120102	1B2	WISE, ERIC J	1 PRECINCT B CO - 1B2	3P-11P	SUN/MON
4120103	1B3	BONNER, MATTHEW M	1 PRECINCT B CO - 1B3	3P-11P	MON/TUE
4120104	1B4	MCCOOL, CORY	1 PRECINCT B CO - 1B4	3P-11P	TUE/WED
4120105	1B5	HACKNEY, DONALD	1 PRECINCT B CO - 1B5	3P-11P	WED/THU
4120106	1B6	VELIE, LUKE A	1 PRECINCT B CO - 1B6	3P-11P	THU/FRI
4120107	1B7	FERGUSON, GEORGE W	1 PRECINCT B CO - 1B7	3P-11P	FRI/SAT
4120108	1B8	TURNER, THEODIS III N	1 PRECINCT B CO - 1B8	3P-11P	SUN/MON
4120109	1B9	PEPPER, SHAWN	1 PRECINCT B CO - 1B9	3P-11P	MON/TUE
4120110	1B10	VELALIS, NIKOLAOS	1 PRECINCT B CO - 1B10	3P-11P	TUE/WED
4120111	1B11	BRUGGEMAN, NATHAN	1 PRECINCT B CO - 1B11	3P-11P VAR	THU/FRI
4120112	1B12	CALDWELL, FALESHA	1 PRECINCT B CO - 1B12	3P-11P VAR	TUE/WED
	1B13		1 PRECINCT B CO WALKIE		
	1B14		1 PRECINCT B CO WALKIE		
4120113	1B13	STEWART, KEVIN A.	1 PRECINCT B CO - 1B13	3P-11P VAR	TUE/WED
4120600	S6B	GRAHAM, CHRISTOPHER M	6 PRECINCT B CO - SGT	3P-11P	SUN/MON
4120601	6B1	CAVENER, JOSHUA N	6 PRECINCT B CO - 6B1	3P-11P	SAT/SUN
4120602	6B2	RANDLE, JONATHAN P	6 PRECINCT B CO - 6B2	3P-11P	SUN/MON
4120603	6B3	BAUGHN, THOMAS R	6 PRECINCT B CO - 6B3	3P-11P	MON/TUE
4120604	6B4	ROMINE, EVAN N	6 PRECINCT B CO - 6B4	3P-11P	TUE/WED
4120605	6B5	HERNANDEZ, PATRICK M	6 PRECINCT B CO - 6B5	3P-11P	WED/THU
4120606	6B6	HALL, BARRY A	6 PRECINCT B CO - 6B6	3P-11P	THU/FRI
4120607	6B7	SIMMONS, STEVE G	6 PRECINCT B CO - 6B7	3P-11P	FRI/SAT
4120608	6B8	CALLANDER, ADAM M	6 PRECINCT B CO - 6B8	3P-11P	SUN/MON
4120609	6B9	DICKSON, JAMES R	6 PRECINCT B CO - 6B9	3P-11P	MON/TUE
4120610	6B10	MARSHALL, BILLY JR D	6 PRECINCT B CO - 6B10	3P-11P	TUE/WED
4120611	6B11	WOLFE, JONATHAN	6 PRECINCT B CO - 6B11	3P-11P VAR	MON/TUE
4120612	6B12	BROWN, DANIEL W	6 PRECINCT B CO - 6B12	3P-11P VAR	THU/FRI
4120613	6B13	BRIGNER, SAMANTHA	6 PRECINCT B CO - 6B13	3P-11P VAR	WED/THU
4420200	S2B	CUMMINGS, JAMES C	2 PRECINCT B CO - SGT	3P-11P	FRI/SAT
4420201	2B1	REDDAE, DEMSAS B	2 PRECINCT B CO - 2B1	3P-11P	SAT/SUN
4420202	2B2	SPIEKERMAN, GLEN	2 PRECINCT B CO - 2B2	3P-11P	SUN/MON
4420203	2B3	HARMON, CARL	2 PRECINCT B CO - 2B3	3P-11P	MON/TUE
4420204	2B4	SWEENEY, BRIAN	2 PRECINCT B CO - 2B4	3P-11P	TUE/WED
4420205	2B5	HOWARD, NATHAN	2 PRECINCT B CO - 2B5	3P-11P	WED/THU
4420206	2B6	BOGARD, JOSEPH	2 PRECINCT B CO - 2B6	3P-11P	THU/FRI
4420207	2B7	SLIVANYA, LAURA L	2 PRECINCT B CO - 2B7	3P-11P	FRI/SAT
4420208	2B8	BRYANT, RONALD	2 PRECINCT B CO - 2B8	3P-11P	TUE/WED
4420209	2B9	COVEY, AUSTIN D	2 PRECINCT B CO - 2B9	3P-11P	WED/THU

5 - ZONE 990 PLAN
DISPLACEMENT ROSTER

4420210	2B10	BARSONI, JARED	2 PRECINCT B CO - 2B10	3P-11P	MON/TUE
4420211	2B11	SPECHT, JONATHAN D	2 PRECINCT B CO - 2B11 WALKIE	3P-11P	SUN/MON
4420212	2B12	SPRINGER III, DONALD E	2 PRECINCT B CO - 2B12 WALKIE	3P-11P	SUN/MON
4420213	2B13	JOHNSON, EMILY K	2 PRECINCT B CO - 2B13	3P-11P VAR	TUE/WED
4420214	2B14	TATE, ROBERT A	2 PRECINCT B CO - 2B14	3P-11P VAR	WED/THU
4420215	2B15	CALDWELL, MATTHEW S	2 PRECINCT B CO - 2B15	3P-11P VAR	SUN/MON
4121800	S18B	DURAN, EUGENE A	18 PRECINCT B CO - SGT	2P-10P	SAT/SUN
4121801	18B1	KELLER, TIMOTHY D	18 PRECINCT B CO - 18B1	2P-10P	SAT/SUN
4121802	18B2	GILLESPIE, JAMES D	18 PRECINCT B CO - 18B2	2P-10P	SUN/MON
4121803	18B3	LINCOLN, JEFFREY	18 PRECINCT B CO - 18B3	2P-10P	MON/TUE
4121804	18B4	CARROLL, MATTHEW	18 PRECINCT B CO - 18B4	2P-10P	TUE/WED
4121805	18B5	FOWLER, RYAN J	18 PRECINCT B CO - 18B5	2P-10P	SAT/SUN
4121806	18B6	URLAUB, JOSHUA	18 PRECINCT B CO - 18B6	2P-10P	THU/FRI
4121807	18B7	HEINZMAN, DIANNA R	18 PRECINCT B CO - 18B7	2P-10P	FRI/SAT
4121808	18B8	GETZINGER, AARON A	18 PRECINCT B CO - 18B8	2P-10P	SUN/MON
4121809	18B9	BLOOD, SEAN E	18 PRECINCT B CO - 18B9	2P-10P	TUE/WED
4121810	18B10	STALLINGS, ALEXANDER	18 PRECINCT B CO - 18B10	2P-10P	WED/THU
4121811	18B1	RICCI, CRAIG	18 PRECINCT B CO - 18B11 WALKIE	2P-10P	SUN/MON
4121812	18B1	STAFFORD, JOHN R	18 PRECINCT B CO - 18B12 WALKIE	2P-10P	SUN/MON
4121813	18B1	TAYLOR, ERRICH JR	18 PRECINCT B CO - 18B13	2P-10P VAR	THU/FRI
4121814	18B1	SMITH, JORDAN L	18 PRECINCT B CO - 18B14	2P-10P VAR	MON/TUE
4121815	18B1	NAGRA, ARJU P	18 PRECINCT B CO - 18B15	2P-10P VAR	WED/THU
4121816	18B1	NONE	18 PRECINCT B CO - 18B16	2P-10P VAR	WED/THU
	S21B		21 PRECINCT B CO		
	21B1		21 PRECINCT B CO		
	21B2		21 PRECINCT B CO		
	21B3		21 PRECINCT B CO		
	21B4		21 PRECINCT B CO		
	21B5		21 PRECINCT B CO		
	21B6		21 PRECINCT B CO		
	21B7		21 PRECINCT B CO		
	21B8		21 PRECINCT B CO		
	21B9		21 PRECINCT B CO		
	21B10		21 PRECINCT B CO		
	21B11		21 PRECINCT B CO		
	21B12		21 PRECINCT B CO WALKIE		
	21B13		21 PRECINCT B CO WALKIE		
4123100	SRZ1	ALLI, LINDSEY A	RELIEF ZONE 1 B1 17 & 18 PCT - SGT	2P-10P VAR	MON/TUE
4123200	SRZ1B2	LIEB, CHRISTOPHER J	RELIEF ZONE 1 B2 1 & 6 PCT - SGT	3P-11P	TUE/WED
4125000	--	OBOCZKY, STEPHEN E	COMMUNITY RESPONSE TEAM 1	2P-12A	SUN/TUE
4125001	--	ROWLANDS, STEVE	COMMUNITY RESPONSE TEAM 1	2P-12A	SUN/TUE
4125002	--	MCKEON, KYLE J	COMMUNITY RESPONSE TEAM 1	2P-12A	SUN/TUE
4125003	--	STOUT, TIMOTHY A	COMMUNITY RESPONSE TEAM 1	2P-12A	SUN/TUE
4125004	--	NONE	COMMUNITY RESPONSE TEAM 1	2P-12A	SUN/TUE
4125005	--	FOSTER, RICHARD II W	COMMUNITY RESPONSE TEAM 1	2P-12A	SUN/TUE
4125006	--	HETTINGER, WESLEY R	COMMUNITY RESPONSE TEAM 1	2P-12A	SUN/TUE
4125007	--	ORTEGA, DEMETRIS A	COMMUNITY RESPONSE TEAM 1	2P-12A	SUN/TUE
4125008	--	BOYLE, CHRISTOPHER P	COMMUNITY RESPONSE TEAM 1	2P-12A	SUN/TUE
4125009	--	WEEKLEY, ZACHARY E	COMMUNITY RESPONSE TEAM 1	2P-12A	SUN/TUE
4125010	--	SAMPSON, JEREMY A	COMMUNITY RESPONSE TEAM 1	2P-12A	SUN/TUE
4130000	L1C	WEIR, SMITH	3RD SHIFT LIEUTENANT	11P-7A	SAT/SUN
4130100	S1C	ROSE, BRIAN K	1 PRECINCT C CO - SGT	11P-7A	FRI/SAT
4130101	1C1	GRAHAM, JAY L	1 PRECINCT C CO - 1C1	11P-7A	SAT/SUN
4130102	1C2	BORBA, ANDREW R	1 PRECINCT C CO - 1C2	11P-7A	SUN/MON
4130103	1C3	MELTON, THOMAS	1 PRECINCT C CO - 1C3	11P-7A	MON/TUE
4130104	1C4	BALL, DEREK A	1 PRECINCT C CO - 1C4	11P-7A	TUE/WED
4130105	1C5	MARTIN, ROBERT III	1 PRECINCT C CO - 1C5	11P-7A	WED/THU
4130106	1C6	ADKINS, BENJAMIN D	1 PRECINCT C CO - 1C6	11P-7A	THU/FRI
4130107	1C7	SWORD, SEAN S	1 PRECINCT C CO - 1C7	11P-7A	FRI/SAT
4130108	1C8	GRIECO, SASHA A	1 PRECINCT C CO - 1C8	11P-7A	SUN/MON
4130109	1C9	COX, ANTHONY E	1 PRECINCT C CO - 1C9	11P-7A	MON/TUE

5 - ZONE 990 PLAN
DISPLACEMENT ROSTER

4130110	1C10	MAIER,CORY A.	1 PRECINCT C CO - 1C10	11P-7A	TUE/WED
4130111	1C11	THATCHER,BRIAN K	1 PRECINCT C CO - 1C11	11P-7A	WED/THU
4130600	S6C	WILDERMUTH, JAMES D	6 PRECINCT C CO - SGT	11P-7A	SUN/MON
4130601	6C1	SCHULZ, DAVID M	6 PRECINCT C CO - 6C1	11P-7A	SAT/SUN
4130602	6C2	REICHENBACH,EDWARD J	6 PRECINCT C CO - 6C2	11P-7A	SUN/MON
4130603	6C3	BIEHL,FREDDIE A	6 PRECINCT C CO - 6C3	11P-7A	MON/TUE
4130604	6C4	DRENNING,DAVID A	6 PRECINCT C CO - 6C4	11P-7A	TUE/WED
4130605	6C5	HARP,NATHANIEL D	6 PRECINCT C CO - 6C5	11P-7A	WED/THU
4130606	6C6	WRIGHT,JOSHUA C	6 PRECINCT C CO - 6C6	11P-7A	THU/FRI
4130607	6C7	GOUDY, BRIAN J	6 PRECINCT C CO - 6C7	11P-7A	FRI/SAT
4130608	6C8	NESSLEU,NICHOLAUS D	6 PRECINCT C CO - 6C8	11P-7A	SUN/MON
4130609	6C9	JOHNSON,JONATHAN	6 PRECINCT C CO - 6C9	11P-7A	MON/TUE
4130610	6C10	RUARK JR,JAMES	6 PRECINCT C CO - 6C10	11P-7A	TUE/WED
4130611	6C11	BYRD II,AUSTIN L	6 PRECINCT C CO - 6C11	11P-7A	WED/THU
4430200	S2C	CANTER, CORY M	2 PRECINCT C CO - SGT	11P-7A	THU/FRI
4430201	2C1	BECK,DEREK A	2 PRECINCT C CO - 2C1	11P-7A	SAT/SUN
4430202	2C2	FARRINGTON,CHRISTOPHER	2 PRECINCT C CO - 2C2	11P-7A	SUN/MON
4430203	2C3	STEPHENS,DARREN	2 PRECINCT C CO - 2C3	11P-7A	MON/TUE
4430204	2C4	NONE	2 PRECINCT C CO - 2C4	11P-7A	TUE/WED
4430205	2C5	SHAFFNER,RICHARD L	2 PRECINCT C CO - 2C5	11P-7A	WED/THU
4430206	2C6	ANDREWS, KYLE T.	2 PRECINCT C CO - 2C6	11P-7A	THU/FRI
4430207	2C7	STEVENS, PHILLIP J	2 PRECINCT C CO - 2C7	11P-7A	FRI/SAT
4430208	2C8	NONE	2 PRECINCT C CO - 2C8	11P-7A	SUN/MON
4430209	2C9	ALEXANDER,MICHAEL	2 PRECINCT C CO - 2C9	11P-7A	MON/TUE
4430210	2C10	COOK,BENJAMIN	2 PRECINCT C CO - 2C10	11P-7A	TUE/WED
4430211	2C11	PINKERMAN,CHASE	2 PRECINCT C CO - 2C11	11P-7A	WED/THU
4131800	S18C	FERENCZ, KEVIN G	18 PRECINCT C CO - SGT	10P-6A	SAT/SUN
4131801	18C1	BONN, SEAN E	18 PRECINCT C CO - 18C1	10P-6A	SAT/SUN
4131802	18C2	WATKINS,JAMES J	18 PRECINCT C CO - 18C2	10P-6A	SUN/MON
4131803	18C3	PENHORWOOD, JASON D	18 PRECINCT C CO - 18C3	10P-6A	MON/TUE
4131804	18C4	BANKS,ADAM	18 PRECINCT C CO - 18C4	10P-6A	TUE/WED
4131805	18C5	MRSNIK,MATTHEW F	18 PRECINCT C CO - 18C5	10P-6A	WED/THU
4131806	18C6	MELVIN,KELLY R	18 PRECINCT C CO - 18C6	10P-6A	THU/FRI
4131807	18C7	MURAWSKI, JAMES G	18 PRECINCT C CO - 18C7	10P-6A	FRI/SAT
4131808	18C8	SLOMOVITZ, AARON R	18 PRECINCT C CO - 18C8	10P-6A	SUN/MON
4131809	18C9	DAGUE,ADAM R	18 PRECINCT C CO - 18C9	10P-6A	MON/TUE
4131810	18C10	CLEMMER,MICHAEL	18 PRECINCT C CO - 18C10	10P-6A	TUE/WED
4131811	18C1	FLEMING,BRANDON	18 PRECINCT C CO - 18C11	10P-6A	WED/THU
	S21C		21 PRECINCT C CO		
	21C1		21 PRECINCT C CO		
	21C2		21 PRECINCT C CO		
	21C3		21 PRECINCT C CO		
	21C4		21 PRECINCT C CO		
	21C5		21 PRECINCT C CO		
	21C6		21 PRECINCT C CO		
	21C7		21 PRECINCT C CO		
	21C8		21 PRECINCT C CO		
4133100	SRZ1	WARD, AARON M	RELIEF ZONE 1 C1 - SGT 1 & 6 PCT	11P-7A	TUE/WED
4133200	SRZ1	GILLESPIE, HEATH E.	RELIEF ZONE 1 C2 - SGT 17 & 18 PCT	10P-6A	MON/TUE
4135000	S91E	PICKRELL, DANIEL JR R	ZONE 1 EVENING MIDWATCH - SGT	7P-5A	SUN/TUE
4135001	Z1E1	DENNIS, TIMOTHY A	ZONE 1 EVENING MIDWATCH - Z1E1-1	7P-5A	SUN/TUE
4135002	Z1E1	FETTER, PAUL D	ZONE 1 EVENING MIDWATCH - Z1E1-2	7P-5A	FRI/SUN
4135003	Z1E1-3	SKALA, SARAH L	ZONE 1 EVENING MIDWATCH - Z1E1-3	7P-5A	SUN/TUE
4135004	Z1E1-4	GAINES, MARION	ZONE 1 EVENING MIDWATCH - Z1E1-4	7P-5A	SUN/TUE
4135005	Z1E1-5	FREASE, WILLIAM T	ZONE 1 EVENING MIDWATCH - Z1E1-5	7P-5A	SUN/TUE
4135006	Z1E1-6	RAMSIER, LOGAN M	ZONE 1 EVENING MIDWATCH - Z1E1-6	7P-5A	SUN/TUE
4135007	Z1E1-7	RICHARDSON, JAMES R	ZONE 1 EVENING MIDWATCH - Z1E1-7	7P-5A	SAT/MON
4135008	Z1E1-8	BOND, TERRY L	ZONE 1 EVENING MIDWATCH - Z1E1-8	7P-5A	SAT/MON
4135009	Z1E1-9	BERNARD, GARRETT R	ZONE 1 EVENING MIDWATCH - Z1E1-9	7P-5A	SAT/MON
4135010	Z1E1-10	GARNER, DAVID K	ZONE 1 EVENING MIDWATCH - Z1E1-10	7P-5A	MON/WED
4135011	Z1E1-11	SLIVANYA, MICHAEL J	ZONE 1 EVENING MIDWATCH - Z1E1-11	7P-5A	MON/WED

5 - ZONE 990 PLAN
DISPLACEMENT ROSTER

4135012	Z1E1-12	FORD JR,RICHARD L	ZONE 1 EVENING MIDWATCH - Z1E1-12	7P-5A	MON/WED
4135013	Z1E1-13	ANDERSON,KEATON G	ZONE 1 EVENING MIDWATCH - Z1E1-13	7P-5A	MON/WED
4135100	RS91	EICKHOLT, MARK A	ZONE 1 RELIEF EVENING MIDWATCH - SGT	7P-5A	WED/FRI
4135101	Z1E2-1	FLETCHER,PATRICK W	ZONE 1 RELIEF EVENING MIDWATCH - Z1E2-1	7P-5A	TUE/THU
4135102	Z1E2-2	JONES,DION K	ZONE 1 RELIEF EVENING MIDWATCH - Z1E2-2	7P-5A	TUE/THU
4135103	Z1E2	KRICHBAUM, RYAN M	ZONE 1 RELIEF EVENING MIDWATCH - Z1E2-3	7P-5A	THU/SAT
4135104	Z1E2-4	SHEEHAN, JAMES E	ZONE 1 RELIEF EVENING MIDWATCH - Z1E2-4	7P-5A	WED/FRI
4135105	Z1E2-5	BOYD, CHRISTOPHER T.	ZONE 1 RELIEF EVENING MIDWATCH - Z1E2-5	7P-5A	WED/FRI
4135106	Z1E2-6	JEFFERSON, JEREMY C	ZONE 1 RELIEF EVENING MIDWATCH - Z1E2-6	7P-5A	WED/FRI
4135107	Z1E2-7	INGLES, ELIZABETH A	ZONE 1 RELIEF EVENING MIDWATCH - Z1E2-7	7P-5A	THU/SAT
4135108	Z1E2-8	MCCRACKEN, SHEA A	ZONE 1 RELIEF EVENING MIDWATCH - Z1E2-8	7P-5A	FRI/SUN
4135109	Z1E2-9	SECREST, MICHAEL L	ZONE 1 RELIEF EVENING MIDWATCH - Z1E2-9	7P-5A	FRI/SUN
4135110	Z1E2-10	ALICEA, JENNIFER M	ZONE 1 RELIEF EVENING MIDWATCH - Z1E2-10	7P-5A	TUE/THU
	Z1E2-11		ZONE 1 EVENING MIDWATCH		
	Z1E2-12		ZONE 1 EVENING MIDWATCH		
4140000	RL1A	DAVID, ERIC C	1ST SHIFT RELIEF LIEUTENANT	7A-3P	WED/THU
4150000	RL1C	NONE	ZONE 1 RELIEF LT	11P-7A	TUE/WED
4160000	RL1B	NONE	2ND SHIFT RELIEF LIEUTENANT	3P-11P	TUE/WED
4400000	CMDR	LANG, MARK E	ZONE 4 COMMANDER	8A-4P	SAT/SUN
4410000	L4A	JEFFREY, DENNIS J	1ST SHIFT / LIEUTENANT	7A-3P	SUN/MON
4111700	S17A	BAKER, JEFFREY E	17 PRECINCT A CO - SGT	6A-2P	SUN/MON
4111701	17A1	STAFFORD, MICHAEL P	17 PRECINCT A CO - 17A1	6A-2P	SAT/SUN
4111702	17A2	LYONS, DAVID J	17 PRECINCT A CO - 17A2	6A-2P	SUN/MON
4111703	17A3	SHOTS, DAVID J	17 PRECINCT A CO - 17A3	6A-2P	MON/TUE
4111704	17A4	BRANDT, JACQUELINE B	17 PRECINCT A CO - 17A4	6A-2P	TUE/WED
4111705	17A5	ROUNTREE, SCOTT T	17 PRECINCT A CO - 17A5	6A-2P	WED/THU
4111706	17A6	STEVENS, MICHAEL W	17 PRECINCT A CO - 17A6	6A-2P	THU/FRI
4111707	17A7	HITTIE, WILLIAM R	17 PRECINCT A CO - 17A7	6A-2P	FRI/SAT
4111708	17A8	HARBIN, DENNIS J	17 PRECINCT A CO - 17A8	6A-2P	SUN/MON
4111709	17A9	MILLER, TODD J	17 PRECINCT A CO - 17A9	6A-2P	FRI/SAT
4111710	17A1	SNIDER, MICHAEL T	17 PRECINCT A CO - 17A10	6A-2P	TUE/WED
4410300	S3A	BECKER, MATTHEW	3 PRECINCT A CO - SGT	7A-3P	FRI/SAT
4410301	3A1	ALTOMARE, MICHAEL A	3 PRECINCT A CO - 3A1	7A-3P	SAT/SUN
4410302	3A2	CRAFT, MICHAEL J	3 PRECINCT A CO - 3A2	7A-3P	SUN/MON
4410303	3A3	FASONE, JAMES D	3 PRECINCT A CO - 3A3	7A-3P	MON/TUE
4410304	3A4	FANTIN, JOHN III P	3 PRECINCT A CO - 3A4	7A-3P	TUE/WED
4410305	3A5	CONNER, KEITH G	3 PRECINCT A CO - 3A5	7A-3P	WED/THU
4410306	3A6	WILSON, BRIAN A	3 PRECINCT A CO - 3A6	7A-3P	THU/FRI
4410307	3A7	CUTTERIDGE, CRAIG A	3 PRECINCT A CO - 3A7	7A-3P	FRI/SAT
4410308	3A8	ABDALLA, JOSEPH M	3 PRECINCT A CO - 3A8	7A-3P	MON/TUE
4410309	3A9	HAY, CRAIG L	3 PRECINCT A CO - 3A9	7A-3P VAR	THU/FRI
4410310	3A10	MARTIN, JEFFREY T	3 PRECINCT A CO - 3A10	7A-3P	SAT/SUN
4410400	S4A	KAYLOR, BRIAN L	4 PRECINCT A CO - SGT	6A-2P	SUN/MON
4410401	4A1	MATHIAS, NEAL A	4 PRECINCT A CO - 4A1	6A-2P	SAT/SUN
4410402	4A2	ROBISON, MICHAEL M	4 PRECINCT A CO - 4A2	6A-2P	SUN/MON
4410403	4A3	MCCAUL, GREGORY J	4 PRECINCT A CO - 4A3	6A-2P	MON/TUE
4410404	4A4	WOLF, DANIEL A	4 PRECINCT A CO - 4A4	6A-2P	TUE/WED
4410405	4A5	MILLER, JEFFREY L	4 PRECINCT A CO - 4A5	6A-2P	WED/THU
4410406	4A6	TROUTMAN, ALAN	4 PRECINCT A CO - 4A6	6A-2P	THU/FRI
4410407	4A7	COULTER, PAUL H	4 PRECINCT A CO - 4A7	6A-2P	FRI/SAT
4410408	4A8	SOVIK, JODY P	4 PRECINCT A CO - 4A8	6A-2P	SUN/MON
4410409	4A9	HARTER, LARRY L	4 PRECINCT A CO - 4A9	6A-2P	TUE/WED
4410410	4A10	WARRICK, STEPHEN S	4 PRECINCT A CO - 4A10	6A-2P	FRI/SAT
4410500	S5A	MARABLE, JAMES E	5 PRECINCT A CO - SGT	6A-2P	SAT/SUN
4410501	5A1	SLONE, BRAD L	5 PRECINCT A CO - 5A1	6A-2P	SAT/SUN
4410502	5A2	HOPSON, TROY D	5 PRECINCT A CO - 5A2	6A-2P	SUN/MON
4410503	5A3	BURKHOLDER, SAMUEL J	5 PRECINCT A CO - 5A3	6A-2P	MON/TUE
4410504	5A4	MILLER, VINCENT A	5 PRECINCT A CO - 5A4	6A-2P	TUE/WED
4410505	5A5	ALTSHULER, HENRY A	5 PRECINCT A CO - 5A5	6A-2P	WED/THU
4410506	5A6	YAP, DANIEL J	5 PRECINCT A CO - 5A6	6A-2P	THU/FRI

5 - ZONE 990 PLAN
DISPLACEMENT ROSTER

4410507	5A7	CONKEL, STEPHEN T	5 PRECINCT A CO - 5A7	6A-2P	FRI/SAT
4410508	5A8	MCCRAY, DON E	5 PRECINCT A CO - 5A8	6A-2P	SUN/MON
4410509	5A9	NOLTEMEYER, SEAN S	5 PRECINCT A CO - 5A9	6A-2P	TUE/WED
4410510	5A10	EAGON, TODD A	5 PRECINCT A CO - 5A10	6A-2P	FRI/SAT
	S24A		24 PRECINCT A CO		
	24A1		24 PRECINCT A CO		
	24A2		24 PRECINCT A CO		
	24A3		24 PRECINCT A CO		
	24A4		24 PRECINCT A CO		
	24A5		24 PRECINCT A CO		
	24A6		24 PRECINCT A CO		
	24A7		24 PRECINCT A CO		
5311512	581A	GORDON, TIMOTHY S	MARINE PARK	7A-3P	THU/FRI
5311513	584D	NONE	MARINE PARK (6 MONTH TEMP)	10A-6P VAR	MON/TUE
4413100	SRZ4	BRUCE, MICHAEL J	RELIEF ZONE 4 A1 3 & 4 PCT - SGT	7A-3P VAR	WED/THU
4413200	SRZ4	ALLI, ELRICO II V	RELIEF ZONE 4 A2 2 & 5 PCT - SGT	6A-2P	TUE/WED
4415000	S94D	BALMERT, TIMOTHY M	ZONE 4 DAY MIDWATCH - SGT	9A-7P	SUN/TUE
4415001	Z4D1	BENNETT, ANTHONY R	ZONE 4 DAY MIDWATCH - Z4D1	9A-7P	SUN/TUE
4415002	Z4D2	EGELHOFF, DARREN T	ZONE 4 DAY MIDWATCH - Z4D2	9A-7P	SUN/TUE
4415003	Z4D3	DAUGHERTY, PATRICK A	ZONE 4 DAY MIDWATCH - Z4D3	9A-7P	SUN/TUE
4415004	Z4D4	HATFIELD, RAYMOND E	ZONE 4 DAY MIDWATCH - Z4D4	9A-7P	MON/WED
4415005	Z4D5	KAETHOW, STEVEN H	ZONE 4 DAY MIDWATCH - Z4D5	9A-7P	SAT/MON
4415006	Z4D6	KLEIN, KRIS E	ZONE 4 DAY MIDWATCH - Z4D6	9A-7P	SAT/MON
	S94D-B		ZONE 4 DAY MIDWATCH		
4415007	Z4D7	POEHLER, VERONICA L	ZONE 4 DAY MIDWATCH - Z4D7	9A-7P	WED/FRI
4415008	Z4D8	CAO, CUONG C	ZONE 4 DAY MIDWATCH - Z4D8	9A-7P	TUE/THU
4415009	Z4D9	YATES, BRETT C	ZONE 4 DAY MIDWATCH - Z4D9	9A-7P	WED/FRI
4415010	Z4D10	FISCHER, JASON R	ZONE 4 DAY MIDWATCH - Z4D10	9A-7P	WED/FRI
4415011	Z4D11	PARSONS, JAMES J	ZONE 4 DAY MIDWATCH - Z4D11	9A-7P	THU/SAT
4415012	Z4D12	FIHE, ROBERT R	ZONE 4 DAY MIDWATCH	9A-7P	FRI/SUN
4415013	Z4D1	MILLER, FRANK R	ZONE 4 DAY MIDWATCH	9A-7P	TUE/THU
			ZONE 4 DAY MIDWATCH - Z4D12 WALKIE		
			ZONE 4 DAY MIDWATCH - Z4D13 WALKIE		
4420000	L4B	WILLIAMS, JULIE A	2ND SHIFT LIEUTENANT	3P-11P	FRI/SAT
4121700	S17B	BOVA, CHRIS A	17 PRECINCT B CO -SGT	2P-10P	THU/FRI
4121701	17B1	JAMES, JOSE A	17 PRECINCT B CO - 17B1	2P-10P	SAT/SUN
4121702	17B2	THATCHER, BRANDON K	17 PRECINCT B CO - 17B2	2P-10P	SUN/MON
4121703	17B3	THOMAS,RACHEL	17 PRECINCT B CO - 17B3	2P-10P	MON/TUE
4121704	17B4	ARMENTROUT II,THOMAS L	17 PRECINCT B CO - 17B4	2P-10P	TUE/WED
4121705	17B5	CRAMER,JOSHUA L	17 PRECINCT B CO - 17B5	2P-10P	WED/THU
4121706	17B6	CAZAN,CHAD A	17 PRECINCT B CO - 17B6	2P-10P	THU/FRI
4121707	17B7	SUMMERS, AUSTIN C	17 PRECINCT B CO - 17B7	2P-10P	FRI/SAT
4121708	17B8	SHORE,DAVID	17 PRECINCT B CO - 17B8	2P-10P	TUE/WED
4121709	17B9	TRIONFANTE, DEANN M	17 PRECINCT B CO - 17B9	2P-10P	SAT/SUN
4121710	17B10	CHEARS,THEODIS L.	17 PRECINCT B CO - 17B10	2P-10P	MON/TUE
4121711	17B1	ROSTORFER,CODY P	17 PRECINCT B CO - 17B11	2P-10P VAR	SUN/MON
4121712	17B1	EVANS,RYAN G	17 PRECINCT B CO - 17B12	2P-10P VAR	MON/TUE
4121713	17B1	LOVELL,JOSEPH R	17 PRECINCT B CO - 17B13	2P-10P VAR	TUE/WED
4420300	S3B	FISHER, SALLY L	3 PRECINCT B CO - SGT	3P-11P	THU/FRI
4420301	3B1	MILLER, DAVE M	3 PRECINCT B CO - 3B1	3P-11P	SAT/SUN
4420302	3B2	ARENT, JASON	3 PRECINCT B CO - 3B2	3P-11P	SUN/MON
4420303	3B3	MITCHELL,MATTHEW C	3 PRECINCT B CO - 3B3	3P-11P	MON/TUE
4420304	3B4	NONE	3 PRECINCT B CO - 3B4	3P-11P	TUE/WED
4420305	3B5	HUBACHEK,CHRISTOPHER J	3 PRECINCT B CO - 3B5	3P-11P	WED/THU
4420306	3B6	STRAUB,KOLIN R	3 PRECINCT B CO - 3B6	3P-11P	THU/FRI
4420307	3B7	HAUSER, MATTHEW	3 PRECINCT B CO - 3B7	3P-11P	FRI/SAT
4420308	3B8	SMITH,JEREMY D	3 PRECINCT B CO - 3B8	3P-11P	SUN/MON
4420309	3B9	GUSTAFSON, LEGINA M	3 PRECINCT B CO - 3B9	3P-11P	TUE/WED
4420310	3B10	SARGENT,ANDREW	3 PRECINCT B CO - 3B10	3P-11P	WED/THU
4420311	3B11	NONE	3 PRECINCT B CO - 3B11	3P-11P VAR	WED/THU
4420312	3B12	MCGINN,STUART C	3 PRECINCT B CO - 3B12	3P-11P VAR	THU/FRI

5 - ZONE 990 PLAN
DISPLACEMENT ROSTER

4420313	3B13	WINSTEAD,MICHELLE	3 PRECINCT B CO - 3B13	3P-11P VAR	SUN/MON
	13B14		3 PRECINCT B CO WALKIE		
	13B15		3 PRECINCT B CO WALKIE		
4420400	S4B	KANODE, HOLLY A	4 PRECINCT B CO - SGT	2P-10P	SAT/SUN
4420401	4B1	DEARWESTER, SHANNON J	4 PRECINCT B CO - 4B1	2P-10P	SAT/SUN
4420402	4B2	BAIRD, STEVEN	4 PRECINCT B CO - 4B2	2P-10P	SUN/MON
4420403	4B3	HINKLE,ELIZABETH A	4 PRECINCT B CO - 4B3	2P-10P	MON/TUE
4420404	4B4	MCBANE,SARAH	4 PRECINCT B CO - 4B4	2P-10P	TUE/WED
4420405	4B5	HAUENSTEIN, MARK E	4 PRECINCT B CO - 4B5	2P-10P	WED/THU
4420406	4B6	TOLMAN ,NEAL M	4 PRECINCT B CO - 4B6	2P-10P	THU/FRI
4420407	4B7	ORIELLEY, W S HAYES	4 PRECINCT B CO - 4B7	2P-10P	FRI/SAT
4420408	4B8	ARTHUR, JENNA L	4 PRECINCT B CO - 4B8	2P-10P	TUE/WED
4420409	4B9	BYRGE,RYAN	4 PRECINCT B CO - 4B9	2P-10P	MON/TUE
4420410	4B10	ROBERTS,TYLER	4 PRECINCT B CO - 4B10	2P-10P	WED/THU
4420411	4B11	HURLEY, WESLEY E	4 PRECINCT B CO - 4B11 WALKIE	2P-10P	SUN/MON
4420412	4B12	DAVIS,KEVIN D	4 PRECINCT B CO - 4B12 WALKIE	2P-10P	SUN/MON
4420413	4B13	DONNELLY,ROLLAND	4 PRECINCT B CO - 4B13	2P-10P VAR	WED/THU
4420414	4B14	NONE	4 PRECINCT B CO - 4B14	2P-10P VAR	WED/THU
4420415	4B15	BROWN,MATTHEW	4 PRECINCT B CO - 4B15	2P-10P VAR	MON/TUE
4420416	4B16	LUTZ,SHAWN	4 PRECINCT B CO - 4B16	2P-10P VAR	TUE/WED
4420500	S5B	SHUTTLEWORTH, JEFFREY L	5 PRECINCT B CO - SGT	2P-10P	SUN/MON
4420501	5B1	SCHMID, SHANNON S	5 PRECINCT B CO - 5B1	2P-10P	SAT/SUN
4420502	5B2	O'NEALL, CHRISTOPER	5 PRECINCT B CO - 5B2	2P-10P	SUN/MON
4420503	5B3	REDMAN III,RUSSELL G	5 PRECINCT B CO - 5B3	2P-10P	MON/TUE
4420504	5B4	BARE, JASON S	5 PRECINCT B CO - 5B4	2P-10P	FRI/SAT
4420505	5B5	MURRAY,MARK	5 PRECINCT B CO - 5B5	2P-10P	WED/THU
4420506	5B6	WELLS, JAMES	5 PRECINCT B CO - 5B6	2P-10P	THU/FRI
4420507	5B7	KIRK, JAMES L	5 PRECINCT B CO - 5B7	2P-10P	FRI/SAT
4420508	5B8	DAVIS,CHRISTOPHER L	5 PRECINCT B CO - 5B8	2P-10P	TUE/WED
4420509	5B9	CASUCCIO,PETER	5 PRECINCT B CO - 5B9	2P-10P	WED/THU
4420510	5B10	FOGLE,ANDREW	5 PRECINCT B CO - 5B10	2P-10P	MON/TUE
4420511	5B11	KELLEY,KEVIN A	5 PRECINCT B CO - 5B11 WALKIE	2P-10P	SUN/MON
4420512	5B12	FOE, STEVEN G.	5 PRECINCT B CO - 5B12 WALKIE	2P-10P	SUN/MON
4420513	5B13	HARGUS,NATHAN O	5 PRECINCT B CO - 5B13 WALKIE	2P-10P	TUE/WED
4420514	5B14	KISTNER,ALEX	5 PRECINCT B CO - 5B14 WALKIE	2P-10P	TUE/WED
4420515	5B15	HAND,DANIEL T	5 PRECINCT B CO - 5B15	2P-10P VAR	MON/TUE
4420516	5B16	WILLIAMS,ANTHONY	5 PRECINCT B CO - 5B16	2P-10P VAR	TUE/WED
4420517	5B17	ROSEN,ZACHARY B	5 PRECINCT B CO - 5B17	2P-10P VAR	THU/FRI
	S24B		24 PRECINCT B CO		
	24B1		24 PRECINCT B CO		
	24B2		24 PRECINCT B CO		
	24B3		24 PRECINCT B CO		
	24B4		24 PRECINCT B CO		
	24B5		24 PRECINCT B CO		
	24B6		24 PRECINCT B CO		
	24B7		24 PRECINCT B CO		
	24B8		24 PRECINCT B CO		
	24B9		24 PRECINCT B CO		
	24B10		24 PRECINCT B CO		
4423100	SRZ4	RAMSEY, MICHAEL R	RELIEF ZONE 4 B1 - SGT	3P-11P VAR	WED/THU
4423200	SRZ4	RITCH, JOSEPH M	RELIEF ZONE 4 B2 - SGT	2P-10P VAR	MON/TUE
4430000	L4C	KUYKENDOLL, LUELLEN	3RD SHIFT / EMW LIEUTENANT	10P-6A	SUN/MON
4131700	S17C	SPRADLIN, STEPHEN D	17 PRECINCT C CO - SGT	10P-6A	THU/FRI
4131701	17C1	SMITH, JONATHAN W	17 PRECINCT C CO - 17C1	10P-6A	SAT/SUN
4131702	17C2	DAMRON JR,THOMAS E	17 PRECINCT C CO - 17C2	10P-6A	SUN/MON
4131703	17C3	MARSH,TINA S	17 PRECINCT C CO - 17C3	10P-6A	MON/TUE
4131704	17C4	MCKEE,DUSTIN L	17 PRECINCT C CO - 17C4	10P-6A	TUE/WED
4131705	17C5	TAYLOR,BRIAN M	17 PRECINCT C CO - 17C5	10P-6A	WED/THU
4131706	17C6	WILLIAMS, JOSEPH W	17 PRECINCT C CO - 17C6	10P-6A	THU/FRI
4131707	17C7	KRAY, MATTHEW G	17 PRECINCT C CO - 17C7	10P-6A	FRI/SAT
4131708	17C8	SASS, BRIAN A	17 PRECINCT C CO - 17C8	10P-6A	SUN/MON

5 - ZONE 990 PLAN
DISPLACEMENT ROSTER

4131709	17C9	YURKOVICH,THOMAS R	17 PRECINCT C CO - 17C9	10P-6A	MON/TUE
4131710	17C10	OXLEY,THOMAS J	17 PRECINCT C CO - 17C10	10P-6A	TUE/WED
4131711	17C1	FRANCIS,CHRISTOPHER J	17 PRECINCT C CO - 17C11	10P-6A	WED/THU
4430300	3C	KANE, DONAVAN P	3 PRECINCT C CO - SGT	11P-7A	SUN/MON
4430301	3C1	KOAH,TODD T	3 PRECINCT C CO - 3C1	11P-7A	SAT/SUN
4430302	3C2	VANFOSSAN,DREW A	3 PRECINCT C CO - 3C2	11P-7A	SUN/MON
4430303	3C3	BRANFORD,BENJAMIN D	3 PRECINCT C CO - 3C3	11P-7A	MON/TUE
4430304	3C4	LISKO,PAIGE	3 PRECINCT C CO - 3C4	11P-7A	TUE/WED
4430305	3C5	ORBAN,PETER M	3 PRECINCT C CO - 3C5	11P-7A	WED/THU
4430306	3C6	DEWEILER,AMY L	3 PRECINCT C CO - 3C6	11P-7A	THU/FRI
4430307	3C7	STONEKING, TY J	3 PRECINCT C CO - 3C7	11P-7A	FRI/SAT
4430308	3C8	CASE,KEVIN S	3 PRECINCT C CO - 3C8	11P-7A	SUN/MON
4430309	3C9	ANTOLEC,DESTINY R	3 PRECINCT C CO - 3C9	11P-7A	MON/TUE
4430310	3C10	BARNEY,ANGELA	3 PRECINCT C CO - 3C10	11P-7A	TUE/WED
4430311	3C11	HITE,RICHARD B	3 PRECINCT C CO - 3C11	11P-7A	WED/THU
4430400	4C	MORROW, JAMES JR B	4 PRECINCT C CO - SGT	10P-6A	FRI/SAT
4430401	4C1	REES,MATTHEW A	4 PRECINCT C CO - 4C1	10P-6A	SAT/SUN
4430402	4C2	ROGERS,CHASE W	4 PRECINCT C CO - 4C2	10P-6A	SUN/MON
4430403	4C3	MOLNAR,NICHOLAS	4 PRECINCT C CO - 4C3	10P-6A	MON/TUE
4430404	4C4	MOONEY,JEFFREY A	4 PRECINCT C CO - 4C4	10P-6A	TUE/WED
4430405	4C5	HOLMES,JENNIFER	4 PRECINCT C CO - 4C5	10P-6A	WED/THU
4430406	4C6	CORPMAN,SHAUN W	4 PRECINCT C CO - 4C6	10P-6A	THU/FRI
4430407	4C7	RICKS, TERESA A	4 PRECINCT C CO - 4C7	10P-6A	FRI/SAT
4430408	4C8	ERDENBERGER,DEVON J	4 PRECINCT C CO - 4C8	10P-6A	SUN/MON
4430409	4C9	SCHERGER,NATHAN T	4 PRECINCT C CO - 4C9	10P-6A	MON/TUE
4430410	4C10	GERVASIO,DANIEL	4 PRECINCT C CO - 4C10	10P-6A	TUE/WED
4430411	4C11	BELL,JOSHUA D	4 PRECINCT C CO - 4C11	10P-6A	WED/THU
4430500	5C	HOGAN, CHRISTOPHER M	5 PRECINCT C CO - SGT	10P-6A	SAT/SUN
4430501	5C1	ROSS, ANDREW	5 PRECINCT C CO - 5C1	10P-6A	SAT/SUN
4430502	5C2	KAHOUN,CORY T	5 PRECINCT C CO - 5C2	10P-6A	SUN/MON
4430503	5C3	PHILLIPS,WILLIAM	5 PRECINCT C CO - 5C3	10P-6A	MON/TUE
4430504	5C4	HARRIS,SHELDON M	5 PRECINCT C CO - 5C4	10P-6A	TUE/WED
4430505	5C5	NONE	5 PRECINCT C CO - 5C5	10P-6A	WED/THU
4430506	5C6	HOLLEY,MARTIN L	5 PRECINCT C CO - 5C6	10P-6A	THU/FRI
4430507	5C7	MCDANIEL, MATTHEW R	5 PRECINCT C CO - 5C7	10P-6A	FRI/SAT
4430508	5C8	SCHLAEGEL,DAN	5 PRECINCT C CO - 5C8	10P-6A	SUN/MON
4430509	5C9	OLSON, DON	5 PRECINCT C CO - 5C9	10P-6A	MON/TUE
4430510	5C10	LADIPO,ELIJAH	5 PRECINCT C CO - 5C10	10P-6A	TUE/WED
4430511	5C11	NONE	5 PRECINCT C CO - 5C11	10P-6A	WED/THU
	S24C		24 PRECINCT C CO		
	24C1		24 PRECINCT C CO		
	24C2		24 PRECINCT C CO		
	24C3		24 PRECINCT C CO		
	24C4		24 PRECINCT C CO		
	24C5		24 PRECINCT C CO		
	24C6		24 PRECINCT C CO		
	24C7		24 PRECINCT C CO		
	24C8		24 PRECINCT C CO		
4433100	SRZ4	CASTRO, CAROLINE M	RELIEF ZONE 4 C1 - SGT	10P-6A	TUE/WED
4433200	SRZ4	CHURCH, BILLY J	RELIEF ZONE 4 C2 - SGT	10P-6A	WED/THU
4433300	SRZ4	NONE	RELIEF ZONE 4 C3 - SGT	VARIES	TUE/WED
4434000	SZ4C	SHAFFER, PATRICK G	ZONE 4 CAMPUS WALKING CREW - SGT	7P-5A	SUN/TUE
4434001	Z4C1	ROGERSON, ANDREW D	ZONE 4 CAMPUS WALKING CREW - Z4C1	7P-5A	SUN/TUE
4434002	Z4C2	WALLS, PHILLIP L	ZONE 4 CAMPUS WALKING CREW - Z4C2	7P-5A	SUN/TUE
4434003	Z4C3	DEWITT, THOMAS E	ZONE 4 CAMPUS WALKING CREW - Z4C3	7P-5A	SUN/TUE
4434004	Z4C4	WESTBROOK, ERIC	ZONE 4 CAMPUS WALKING CREW - Z4C4	7P-5A	SUN/TUE
4434005	Z4C5	STRENG, SAMUEL J	ZONE 4 CAMPUS WALKING CREW - Z4C5	7P-5A	SUN/TUE
4434006	Z4C6	BILLMAN, CHRISTOPHER C	ZONE 4 CAMPUS WALKING CREW - Z4C6	7P-5A	SUN/TUE
4434007	Z4C7	HICKEY, ANDREW W	ZONE 4 CAMPUS WALKING CREW - Z4C7	7P-5A	SUN/TUE
4434008	Z4C8	CLUTTER, CALVIN J	ZONE 4 CAMPUS WALKING CREW - Z4C8	7P-5A	SUN/TUE
4434009	Z4C9	HALLER, CRAIG M	ZONE 4 CAMPUS WALKING CREW - Z4C9	7P-5A	SUN/TUE

5 - ZONE 990 PLAN
DISPLACEMENT ROSTER

4434010	Z4C1	PATTERSON,GARY D	ZONE 4 CAMPUS WALKING CREW - Z4C10	7P-5A	SUN/TUE
4434011	Z4C1	DYE, SHAWN H.T.	ZONE 4 CAMPUS WALKING CREW - Z4C11	7P-5A	SUN/TUE
4434012	Z4C1	HINKLE,MICHAEL T	ZONE 4 CWC/OSU - JP GRANT FUNDED - Z4C12	7P-5A	SUN/TUE
4435000	S94E	EVERS, SCOTT J	ZONE 4 EVENING MIDWATCH - SGT	7P-5A	SUN/TUE
4435001	Z4E1-1	SHEPHERD, ELIZABETH A	ZONE 4 EVENING MIDWATCH - Z4E1-1	7P-5A	SUN/TUE
4435002	Z4E1-2	MORGAN,JOSEPH A	ZONE 4 EVENING MIDWATCH - Z4E1-2	7P-5A	SUN/TUE
4435003	Z4E1-3	RICH, BRADY A	ZONE 4 EVENING MIDWATCH - Z4E1-3	7P-5A	SUN/TUE
4435004	Z4E1-4	DOBEK, JACOB T.	ZONE 4 EVENING MIDWATCH - Z4E1-4	7P-5A	SUN/TUE
4435005	Z4E1-5	JONES,CHESTON C	ZONE 4 EVENING MIDWATCH - Z4E1-5	7P-5A	SUN/TUE
4435006	Z4E1-6	HALL, JEFFREY J	ZONE 4 EVENING MIDWATCH - Z4E1-6	7P-5A	SAT/MON
4435007	Z4E1-7	FRAZER, ERINN A.	ZONE 4 EVENING MIDWATCH - Z4E1-7	7P-5A	MON/WED
4435008	Z4E1-8	NONE	ZONE 4 EVENING MIDWATCH - Z4E1-8	7P-5A	MON/WED
4435009	Z4E1-9	REES,MARC A	ZONE 4 EVENING MIDWATCH - Z4E1-9	7P-5A	MON/WED
4435010	Z4E1	SALSGIVER, DAVID A	ZONE 4 EVENING MIDWATCH - Z4E1-10	7P-5A	MON/WED
4435011	Z4E1	LANDIS, JEREMY R	ZONE 4 EVENING MIDWATCH - Z4E1-11	7P-5A	SAT/MON
4435012	Z4E1	MACKLEY, BENJAMIN D.	ZONE 4 EVENING MIDWATCH - Z4E1-12	7P-5A	SAT/MON
4435100	RS94	PARINI, GREGORY S	ZONE 4 RELIEF EVENING MIDWATCH - SGT	7P-5A	WED/FRI
4435101	Z4E2	HARDWICK,ADAM L	ZONE 4 RELIEF EVENING MIDWATCH - Z4E2-1	7P-5A	WED/FRI
4435102	Z4E2-2	RICH, AMBER L	ZONE 4 RELIEF EVENING MIDWATCH - Z4E2-2	7P-5A	TUE/THU
4435103	Z4E2-3	PRIME,EDWARD J	ZONE 4 RELIEF EVENING MIDWATCH - Z4E2-3	7P-5A	TUE/THU
4435104	Z4E2-4	NONE	ZONE 4 RELIEF EVENING MIDWATCH - Z4E2-4	7P-5A	WED/FRI
4435105	Z4E2-5	JACOBS, KURT D	ZONE 4 RELIEF EVENING MIDWATCH - Z4E2-5	7P-5A	WED/FRI
4435106	Z4E2-6	CLARK, JASON C	ZONE 4 RELIEF EVENING MIDWATCH - Z4E2-6	7P-5A	WED/FRI
4435107	Z4E2-7	ROMANS, MELVIN M	ZONE 4 RELIEF EVENING MIDWATCH - Z4E2-7	7P-5A	WED/FRI
4435108	Z4E2-8	COY, ADAM C	ZONE 4 RELIEF EVENING MIDWATCH - Z4E2-8	7P-5A	THU/SAT
4435109	Z4E2-9	HONDROS-WALLS, SARA L	ZONE 4 RELIEF EVENING MIDWATCH - Z4E2-9	7P-5A	THU/SAT
4435110	Z4E2-10	ALLISON, GLENN W	ZONE 4 RELIEF EVENING MIDWATCH - Z4E2-10	7P-5A	FRI/SUN
4435111	Z4E2-11	LINGOFELTER, SHAWN D	ZONE 4 RELIEF EVENING MIDWATCH - Z4E2-11	7P-5A	FRI/SUN
4460000	RL4B	LIPP, JEFFREY A	2ND SHIFT RELIEF LIEUTENANT	3P-11P	TUE/WED
4480000	RL4C	NONE	3RD SHIFT RELIEF LIEUTENANT	10P-6A	WED/THU

5-ZONE 990 PLAN
DISPLACEMENT ROSTER

Assignment	Call #	Name	Job	Hours	Days Off
		ASSIGNMENT ABOLISHED			
		NEW ASSIGNMENT			
		SHIFT TO ANOTHER BUREAU			
5000000	CHF5	KUEBLER, KENNETH J	PATROL SOUTH DEPUTY CHIEF	8A-4P MULTI	SAT/SUN
5200000	CMDR	GARDNER, MARK J	ZONE 2 COMMANDER	8A-4P	SAT/SUN
5210000	L2A	KNIGHT, DAVID B	ZONE 2 1ST SHIFT LT	7A-3P	SUN/MON
5210800	RL2A	NONE	ZONE 2 RELIEF LT	7A-3P	TUE/WED
5210900	S9A	SPENCER, JEFFREY S	9 PRECINCT A CO - SGT	6A-2P	SUN/MON
5210901	9A1	RUSH, GREGORY A	9 PRECINCT A CO - 9A1	6A-2P	SAT/SUN
5210902	9A2	JUSTICE, HOBERT D	9 PRECINCT A CO - 9A2	6A-2P	SUN/MON
5210903	9A3	TOLBER, WENDELL J	9 PRECINCT A CO - 9A3	6A-2P	MON/TUE
5210904	9A4	MILLER, RAYMOND V	9 PRECINCT A CO - 9A4	6A-2P	TUE/WED
5210905	9A5	SHOTWELL, AARON R	9 PRECINCT A CO - 9A5	6A-2P	WED/THU
5210906	9A6	KERR, KENNETH JR L	9 PRECINCT A CO - 9A6	6A-2P	THU/FRI
5210907	9A7	BROWN, HENRY L	9 PRECINCT A CO - 9A7	6A-2P	FRI/SAT
5210908	9A8	JOHNSON, ANTHONY M	9 PRECINCT A CO - 9A8	6A-2P	TUE/WED
5210909	9A9	FRANKS, DARRIN L	9 PRECINCT A CO - 9A9	6A-2P	SAT/SUN
5210910	9A10	JONES, JEFFREY L	9 PRECINCT A CO - 9A10	6A-2P	THU/FRI
5211300	S13A	SIFORD, SCOTT A	13 PRECINCT A CO - SGT	7A-3P	SAT/SUN
5211301	13A1	ABEL, KEITH J	13 PRECINCT A CO - 13A1	7A-3P	SAT/SUN
5211302	13A2	DRAKE, BRETT M	13 PRECINCT A CO - 13A2	7A-3P	SUN/MON
5211303	13A3	DEERWESTER, MATTHEW K	13 PRECINCT A CO - 13A3	7A-3P	MON/TUE
5211304	13A4	VALISKI, JOSEPH J	13 PRECINCT A CO - 13A4	7A-3P	TUE/WED
5211305	13A5	LAVENDER, PATRICK J	13 PRECINCT A CO - 13A5	7A-3P	WED/THU
5211306	13A6	NEAL, MICHAEL A	13 PRECINCT A CO - 13A6	7A-3P	THU/FRI
5211307	13A7	DRIPPS, HEIDI A	13 PRECINCT A CO - 13A7	7A-3P	FRI/SAT
5211308	13A8	GIBSON, SCOTT P	13 PRECINCT A CO - 13A8	7A-3P	SAT/SUN
5211309	13A9	PENNY, MARIO A	13 PRECINCT A CO - 13A9	7A-3P	WED/THU
5211310	13A1	LEMANSKI, MICHAEL T	13 PRECINCT A CO - 13A10	7A-3P VAR	MON/TUE
5211400	S14A	KANE, DARREN P	14 PRECINCT A CO - SGT	7A-3P	THU/FRI
5211401	14A1	WOOTEN, DONALD L	14 PRECINCT A CO - 14A1	7A-3P	SAT/SUN
5211402	14A2	GIBSON, JOSEPH C	14 PRECINCT A CO - 14A2	7A-3P	SUN/MON
5211403	14A3	STROZYK, JAMES W	14 PRECINCT A CO - 14A3	7A-3P	MON/TUE
5211404	14A4	BOGENSCHUTZ, JANE L	14 PRECINCT A CO - 14A4	7A-3P	TUE/WED
5211405	14A5	GARRETT, DOUGLAS M	14 PRECINCT A CO - 14A5	7A-3P	WED/THU
5211406	14A6	AUGUSTYNIAK, ARKADIUSZ N	14 PRECINCT A CO - 14A6	7A-3P	THU/FRI
5211407	14A7	PLACE, JANETTA K	14 PRECINCT A CO - 14A7	7A-3P	FRI/SAT
5211408	14A8	VIAU, JUSTIN P	14 PRECINCT A CO - 14A8	7A-3P VAR	TUE/WED
5211409	14A9	REID, BRIAN K	14 PRECINCT A CO - 14A9	7A-3P	SUN/MON
5211410	14A10	KINNEY, CURTIS R	14 PRECINCT A CO - 14A10	7A-3P	THU/FRI
5212000	S20A	BOBO, MATTHEW P	20 PRECINCT A CO - SGT	6A-2P	FRI/SAT
5212001	20A1	BOGGS, STEVEN S	20 PRECINCT A CO - 20A1	6A-2P	SAT/SUN
5212002	20A2	WILKINSON, KIMBERLY L	20 PRECINCT A CO - 20A2	6A-2P	SUN/MON
5212003	20A3	HETTERSCHIEDT, FRANK K	20 PRECINCT A CO - 20A3	6A-2P	MON/TUE
5212004	20A4	HANNAH, FREDRICK W	20 PRECINCT A CO - 20A4	6A-2P	TUE/WED
5212005	20A5	PORTER, ROBERT M	20 PRECINCT A CO - 20A5	6A-2P	WED/THU
5212006	20A6	LOWERY, ANTHONY	20 PRECINCT A CO - 20A6	6A-2P	THU/FRI
5212007	20A7	CHAPMAN, CHRISTOPHER G	20 PRECINCT A CO - 20A7	6A-2P	FRI/SAT
5212008	20A8	KINDER, RICHARD J	20 PRECINCT A CO - 20A8	6A-2P	FRI/SAT
5212009	20A9	LOVE, STEVEN W	20 PRECINCT A CO - 20A9	6A-2P	WED/THU
5212010	20A10	MYERS, BRIAN J	20 PRECINCT A CO - 20A10	6A-2P	MON/TUE
	S22A		22 PRECINCT A CO - SGT		
	20A1		22 PRECINCT A CO		
	20A2		22 PRECINCT A CO		
	20A3		22 PRECINCT A CO		
	20A4		22 PRECINCT A CO		
	20A5		22 PRECINCT A CO		
	20A6		22 PRECINCT A CO		

5-ZONE 990 PLAN
DISPLACEMENT ROSTER

	20A7		22 PRECINCT A CO		
5213100	SRZ2	CORMICAN, MICHAEL J	RELIEF ZONE 2 A1 - SGT 9 & 20 PCT	6A-2P	WED/THU
5213200	SRZ2	KEGLEY, MICHAEL	RELIEF ZONE 2 A2 - SGT 13 & 14 PCT	7A-3P VAR	TUE/WED
5215000	S92D-A	GUGLIELMI, RALPH A	ZONE 2 DAY MIDWATCH - SGT	9A-7P	SUN/TUE
5215001	Z2D1	WILSON, ROBERT D	ZONE 2 DAY MIDWATCH - Z2D1	9A-7P	SUN/TUE
5215002	Z2D2	HARRELL, JIMMY T	ZONE 2 DAY MIDWATCH - Z2D2	9A-7P	SUN/TUE
5215003	Z2D3	TUSSING, SEAN M	ZONE 2 DAY MIDWATCH - Z2D3	9A-7P	SUN/TUE
5215004	Z2D4	BAUGHMAN, MATTHEW R	ZONE 2 DAY MIDWATCH - Z2D4	9A-7P	MON/WED
5215005	Z2D5	KAUFMAN, FREDERICK II L	ZONE 2 DAY MIDWATCH - Z2D5	9A-7P	MON/WED
5215006	Z2D6	PAGNANELLI, MELISSA E	ZONE 2 DAY MIDWATCH - Z2D6	9A-7P	THU/SAT
5215007	Z2D7	RAINES, TIMOTHY J	ZONE 2 DAY MIDWATCH - Z2D7	9A-7P	MON/WED
5215008	Z2D8	EWING, MATTHEW M	ZONE 2 DAY MIDWATCH - Z2D8	9A-7P	WED/FRI
	S92D-B		ZONE 2 DAY MIDWATCH - SGT		
5215009	Z2D9	NONE	ZONE 2 DAY MIDWATCH - Z2D9	9A-7P	WED/FRI
5215010	Z2D10	SCLAFANI, FRANCIS JR E	ZONE 2 DAY MIDWATCH - Z2D10	9A-7P	WED/FRI
5215011	Z2D11	SHAEFFER, PERRY T	ZONE 2 DAY MIDWATCH - Z2D11	9A-7P	SAT/MON
5215012	Z2D12	BUTCHER, RODNEY J	ZONE 2 DAY MIDWATCH - Z2D12	9A-7P	FRI/SUN
5215013	Z2D13	FRANCE, JAMES D	ZONE 2 DAY MIDWATCH - Z2D13	9A-7P	SAT/MON
	Z2D14		ZONE 2 DAY MIDWATCH		
	Z2D15		ZONE 2 DAY MIDWATCH		
	Z2D16		ZONE 2 DAY MIDWATCH		
5220000	L2B	MCFADDEN, MELISSA O	ZONE 2 2ND SHIFT LT	3P-11P	FRI/SAT
5220900	S9B	HURST, LEE A	9 PRECINCT B CO - SGT	2P-10P	SUN/MON
5220901	9B1	WILLIAMS,AARON M	9 PRECINCT B CO - 9B1	2P-10P	SAT/SUN
5220902	9B2	KASZA, AMANDA N	9 PRECINCT B CO - 9B2	2P-10P	SUN/MON
5220903	9B3	LAFOLLETTE,JAMES E	9 PRECINCT B CO - 9B3	2P-10P	MON/TUE
5220904	9B4	GREENING,HALEY	9 PRECINCT B CO - 9B4	2P-10P	TUE/WED
5220905	9B5	LAIRD,DAVID	9 PRECINCT B CO - 9B5	2P-10P	WED/THU
5220906	9B6	HUSBAND,KIARA N	9 PRECINCT B CO - 9B6	2P-10P	THU/FRI
5220907	9B7	THOMAS,JONATHAN B	9 PRECINCT B CO - 9B7	2P-10P	FRI/SAT
5220908	9B8	MITCHELL,JWAUN	9 PRECINCT B CO - 9B8	2P-10P	WED/THU
5220909	9B9	ANSTINE,NATHAN	9 PRECINCT B CO - 9B9	2P-10P	WED/THU
5220910	9B10	HAWKINS,ANDREW J	9 PRECINCT B CO - 9B10	2P-10P	SUN/MON
5220911	9B11	FRANCIS ,ANDREW K	9 PRECINCT B CO - 9B11 WALKIE	2P-10P	SUN/MON
5220912	9B12	TEIGA,KENDALL	9 PRECINCT B CO - 9B12 WALKIE	2P-10P	SUN/MON
5220913	9B13	POOLE JR.,JAMES H	9 PRECINCT B CO - 9B13 WALKIE	2P-10P	TUE/WED
5220914	9B14	PEZZOTT II,THOMAS	9 PRECINCT B CO - 9B14 WALKIE	2P-10P	TUE/WED
5220915	9B15	ELLESSEYER,JASON	9 PRECINCT B CO - 9B15	2P-10P VAR	TUE/WED
5220916	9B16	ALT,KIRK	9 PRECINCT B CO - 9B16	2P-10P VAR	THU/FRI
5220917	9B17	HOWARD,SHANE J	9 PRECINCT B CO - 9B17	2P-10P VAR	SUN/MON
5221300	S13B	ODOM, CHRISTOPHER	13 PRECINCT B CO - SGT	3P-11P	SAT/SUN
5221301	13B1	GAWRONSKI,JOEL T	13 PRECINCT B CO - 13B1	3P-11P	SAT/SUN
5221302	13B2	BECKER,BRIAN M	13 PRECINCT B CO - 13B2	3P-11P	SUN/MON
5221303	13B3	NONE	13 PRECINCT B CO - 13B3	3P-11P	MON/TUE
5221304	13B4	CURMODE III,JOSEPH C	13 PRECINCT B CO - 13B4	3P-11P	TUE/WED
5221305	13B5	MCMILLEN, MARK T	13 PRECINCT B CO - 13B5	3P-11P	WED/THU
5221306	13B6	CASTO,SETH E	13 PRECINCT B CO - 13B6	3P-11P	THU/FRI
5221307	13B7	SEBASTIANO, ANTHONY W	13 PRECINCT B CO - 13B7	3P-11P	FRI/SAT
5221308	13B8	HUNTER,STEPHEN E	13 PRECINCT B CO - 13B8	3P-11P	SUN/MON
5221309	13B9	HETZEL,NICHOLAS	13 PRECINCT B CO - 13B9	3P-11P	TUE/WED
5221310	13B1	NONE	13 PRECINCT B CO - 13B10	3P-11P	WED/THU
5221311	13B1	MOTTINGER,ALEX	13 PRECINCT B CO - 13B11 WALKIE	3P-11P	MON/TUE
5221312	13B1	REAPER,NICHOLAS	13 PRECINCT B CO - 13B12 WALKIE	3P-11P	MON/TUE
5221313	13B1	DUPLER, DANNY J	13 PRECINCT B CO - 13B13 WALKIE	3P-11P	SUN/MON
5221314	13B1	DERDZINSKI, PIOTR J	13 PRECINCT B CO - 13B14 WALKIE	3P-11P	SUN/MON
5221315	13B1	NONE	13 PRECINCT B CO - 13B15	3P-11P VAR	SUN/MON
5221316	13B1	ROSE, STEVEN I	13 PRECINCT B CO - 13B16	3P-11P VAR	TUE/WED
5221317	13B1	NONE	13 PRECINCT B CO - 13B17	3P-11P VAR	WED/THU
5221318	13B1	NONE	13 PRECINCT B CO - 13B18	3P-11P VAR	WED/THU
5221400	S14B	FUQUA, JAMES K	14 PRECINCT B CO - SGT	3P-11P	THU/FRI
5221401	14B1	ROGERS, PHILLIP M	14 PRECINCT B CO - 14B1	3P-11P	SAT/SUN

5-ZONE 990 PLAN
DISPLACEMENT ROSTER

5221402	14B2	GOLDSTEIN, JEREMY K	14 PRECINCT B CO - 14B2	3P-11P	SUN/MON
5221403	14B3	NONE	14 PRECINCT B CO - 14B3	3P-11P	MON/TUE
5221404	14B4	MANCINI, NICOLE	14 PRECINCT B CO - 14B4	3P-11P	TUE/WED
5221405	14B5	PANELLA, DANIEL A	14 PRECINCT B CO - 14B5	3P-11P	WED/THU
5221406	14B6	CRAIG, BRIAN M	14 PRECINCT B CO - 14B6	3P-11P	THU/FRI
5221407	14B7	SYKES, RASHAWN A	14 PRECINCT B CO - 14B7	3P-11P	FRI/SAT
5221408	14B8	EVERHART, TRENTON D	14 PRECINCT B CO - 14B8	3P-11P	SUN/MON
5221409	14B9	BOLOG, BRAD A	14 PRECINCT B CO - 14B9	3P-11P	TUE/WED
5221410	14B10	HAND, THOMAS E	14 PRECINCT B CO - 14B10	3P-11P	WED/THU
5221411	14B1	WRIGHT, SCOTT	14 PRECINCT B CO - 14B11	3P-11P VAR	THU/FRI
5221412	14B1	HICKS, TYLER	14 PRECINCT B CO - 14B12	3P-11P VAR	TUE/WED
5221413	14B1	NONE	14 PRECINCT B - CO 14B13 WALKIE	3P-11P VAR	
5221414	14B14	NONE	14 PRECINCT B CO - 14B14 WALKIE	3P-11P	
5222000	S20B	SMITH-HUGHES, CHRISTOPHER A	20 PRECINCT B CO - SGT	2P-10P	FRI/SAT
5222001	20B1	WHITE, GEORGE E	20 PRECINCT B CO - 20B1	2P-10P	SAT/SUN
5222002	20B2	NONE	20 PRECINCT B CO - 20B2	2P-10P	SUN/MON
5222003	20B3	NONE	20 PRECINCT B CO - 20B3	2P-10P	MON/TUE
5222004	20B4	NONE	20 PRECINCT B CO - 20B4	2P-10P	TUE/WED
5222005	20B5	DE YARMAN, EMILY	20 PRECINCT B CO - 20B5	2P-10P	WED/THU
5222006	20B6	KRETZMANN, LOGAN	20 PRECINCT B CO - 20B6	2P-10P	THU/FRI
5222007	20B7	KEMP, ROBERT E	20 PRECINCT B CO - 20B7	2P-10P	FRI/SAT
5222008	20B8	NONE	20 PRECINCT B CO - 20B8	2P-10P	MON/TUE
5222009	20B9	SANDS, NICHOLAS	20 PRECINCT B CO - 20B9	2P-10P	TUE/WED
5222010	20B10	ROSE III, RAYMOND	20 PRECINCT B CO - 20B10	2P-10P	WED/THU
5222011	20B1	AKPALO, SERGE	20 PRECINCT B CO - 20B11	2P-10P VAR	THU/FRI
5222012	20B1	NONE	20 PRECINCT B CO - 20B12	2P-10P VAR	WED/THU
5222013	20B1	NONE	20 PRECINCT B CO - 20B13	2P-10P VAR	MON/TUE
5222014	20B1	CHANNEL, ERIC	20 PRECINCT B CO - 20B14	2P-10P VAR	SUN/MON
	S22B		22 PRECINCT B CO - SGT		
	22B1		22 PRECINCT B CO		
	22B2		22 PRECINCT B CO		
	22B3		22 PRECINCT B CO		
	22B4		22 PRECINCT B CO		
	22B5		22 PRECINCT B CO		
	22B6		22 PRECINCT B CO		
	22B7		22 PRECINCT B CO		
	22B8		22 PRECINCT B CO		
	22B9		22 PRECINCT B CO		
	22B10		22 PRECINCT B CO		
	22B11		22 PRECINCT B CO WALKIE		
	22B12		22 PRECINCT B CO WALKIE		
5223100	RSZ2	DILLON, SHAUN J	RELIEF ZONE 2 B1 13 & 14 PCT - SGT	3P-11P VAR	TUE/WED
5223200	SRZ2	EDELSBERG, DAN S	RELIEF ZONE 2 B2 9 & 20 PCT - SGT	2P-10P VAR	WED/THU
5225000	--	TATE, ANDRE E	COMMUNITY RESPONSE TEAM 2 - SGT -	2P-12A	SUN/TUE
5225001	--	WINDON, TIMOTHY A	COMMUNITY RESPONSE TEAM 2	2P-12A	SUN/TUE
5225002	--	BRAMMER, JASON A	COMMUNITY RESPONSE TEAM 2	2P-12A	SUN/TUE
5225003	--	KASZA, JEFFREY JR J	COMMUNITY RESPONSE TEAM 2	2P-12A	SUN/TUE
5225004	--	HARMON, BRANDON L	COMMUNITY RESPONSE TEAM 2	2P-12A	SUN/TUE
5225005	--	POLTA, ROBERT B	COMMUNITY RESPONSE TEAM 2	2P-12A	SUN/TUE
5225006	--	BAASE, MATTHEW J	COMMUNITY RESPONSE TEAM 2	2P-12A	SUN/TUE
5225007	--	NAREWSKI, JOHN D	COMMUNITY RESPONSE TEAM 2	2P-12A	SUN/TUE
5225008	--	GEORGE, KEVIN E	COMMUNITY RESPONSE TEAM 2	2P-12A	SUN/TUE
5225009	--	TOBIN, PAUL C	COMMUNITY RESPONSE TEAM 2	2P-12A	SUN/TUE
5225010	--	NONE	COMMUNITY RESPONSE TEAM 2	2P-12A	SUN/TUE
5230000	L2C	MYERS, TIMOTHY	ZONE 2 3RD SHIFT LT	11P-7A	FRI/SAT
5230800	RL2C	RECTOR, LOWELL F	ZONE 2 RELIEF LT	11P-7A	WED/THU
5230900	S9C	GRABER, HEATH D	9 PRECINCT C CO - SGT	10P-6A	THU/FRI
5230901	9C1	WAUGH-HOLLAND, KRISTEN L	9 PRECINCT C CO - 9C1	10P-6A	SAT/SUN
5230902	9C2	RUBENSTAHL, NICHOLAS R	9 PRECINCT C CO - 9C2	10P-6A	SUN/MON
5230903	9C3	Whitlow, Jr, Robbie L.	9 PRECINCT C CO - 9C3	10P-6A	MON/TUE
5230904	9C4	BLAINE, DEREK C	9 PRECINCT C CO - 9C4	10P-6A	TUE/WED

5-ZONE 990 PLAN
DISPLACEMENT ROSTER

5230905	9C5	BRASKIE, JAMES R	9 PRECINCT C CO - 9C5	10P-6A	WED/THU
5230906	9C6	HOLLAND, DARRYL R	9 PRECINCT C CO - 9C6	10P-6A	THU/FRI
5230907	9C7	KIMBROUGH, BRIDGET	9 PRECINCT C CO - 9C7	10P-6A	FRI/SAT
5230908	9C8	BEY,DANIEL P	9 PRECINCT C CO - 9C8	10P-6A	SUN/MON
5230909	9C9	Dilley,Dustin	9 PRECINCT C CO - 9C9	10P-6A	MON/TUE
5230910	9C10	BIGGERS,CHRISTOPHER	9 PRECINCT C CO - 9C10	10P-6A	TUE/WED
5230911	9C11	MORAN,MICHAEL B	9 PRECINCT C CO - 9C11	10P-6A	WED/THU
5231300	S13C	JONES, DOUGLAS A	13 PRECINCT C CO - SGT	11P-7A	SAT/SUN
5231301	13C1	GIBSON, KRAIG L	13 PRECINCT C CO - 13C1	11P-7A	SAT/SUN
5231302	13C2	JARRELL,JOSHUA K	13 PRECINCT C CO - 13C2	11P-7A	SUN/MON
5231303	13C3	DURR,ANDREW	13 PRECINCT C CO - 13C3	11P-7A	MON/TUE
5231304	13C4	CRAIG,RYAN	13 PRECINCT C CO - 13C4	11P-7A	TUE/WED
5231305	13C5	DERWACTER,DUANE D	13 PRECINCT C CO - 13C5	11P-7A	WED/THU
5231306	13C6	ASCH, STEPHEN E	13 PRECINCT C CO - 13C6	11P-7A	THU/FRI
5231307	13C7	STUBBLEFIELD, ROBERT T	13 PRECINCT C CO - 13C7	11P-7A	FRI/SAT
5231308	13C8	HOSTETTLER,CHRISTOPHER A	13 PRECINCT C CO - 13C8	11P-7A	SUN/MON
5231309	13C9	SEXTON,JUSTIN J.	13 PRECINCT C CO - 13C9	11P-7A	MON/TUE
5231310	13C10	MENARD,RORY	13 PRECINCT C CO - 13C10	11P-7A	TUE/WED
5231311	13C11	WEST,ZACHARIAH	13 PRECINCT C CO - 13C11	11P-7A	WED/THU
5231400	S14C	VOORHIS, MICHAEL C	14 PRECINCT C CO - SGT	11P-7A	SUN/MON
5231401	14C1	VANFOSSAN, RYAN M	14 PRECINCT C CO - 14C1	11P-7A	SAT/SUN
5231402	14C2	SCHWEGLER, CHRISTOPHER A	14 PRECINCT C CO - 14C2	11P-7A	SUN/MON
5231403	14C3	NONE	14 PRECINCT C CO - 14C3	11P-7A	MON/TUE
5231404	14C4	SCHWARTZ,DAVID	14 PRECINCT C CO - 14C4	11P-7A	TUE/WED
5231405	14C5	REYNOLDS-PARRA,MICHELLE A	14 PRECINCT C CO - 14C5	11P-7A	WED/THU
5231406	14C6	CASTEEL, BRIAN E	14 PRECINCT C CO - 14C6	11P-7A	THU/FRI
5231407	14C7	SMALLWOOD, ROBERT F	14 PRECINCT C CO - 14C7	11P-7A	FRI/SAT
5231408	14C8	LUCCI,FRANKLIN	14 PRECINCT C CO - 14C8	11P-7A	SUN/MON
5231409	14C9	NONE	14 PRECINCT C CO - 14C9	11P-7A	MON/TUE
5231410	14C1	NOGAY,JONATHAN	14 PRECINCT C CO - 14C10	11P-7A	TUE/WED
5231411	14C11	ZAMORA,ALEX	14 PRECINCT C CO - 14C11	11P-7A	WED/THU
5232000	S20C	CONSTABLE, R BRONSON	20 PRECINCT C CO - SGT	10P-6A	FRI/SAT
5232001	20C1	HELBER, MARK D	20 PRECINCT C CO - 20C1	10P-6A	SAT/SUN
5232002	20C2	RENSCH, DANIEL	20 PRECINCT C CO - 20C2	10P-6A	SUN/MON
5232003	20C3	DONALDSON,RICHARD J	20 PRECINCT C CO - 20C3	10P-6A	MON/TUE
5232004	20C4	SEYMOUR,JOSHUA S	20 PRECINCT C CO - 20C4	10P-6A	TUE/WED
5232005	20C5	COLEMAN II,LON R	20 PRECINCT C CO - 20C5	10P-6A	WED/THU
5232006	20C6	MCKEE,RYAN D	20 PRECINCT C CO - 20C6	10P-6A	THU/FRI
5232007	20C7	PENNELL II, WILLIAM L	20 PRECINCT C CO - 20C7	10P-6A	FRI/SAT
5232008	20C8	ELIZONDO,SHAWN D	20 PRECINCT C CO - 20C8	10P-6A	SUN/MON
5232009	20C9	ANDERSON,MATTHEW B	20 PRECINCT C CO - 20C9	10P-6A	TUE/WED
5232010	20C1	NONE	20 PRECINCT C CO - 20C10	10P-6A	WED/THU
5232011	20C11	Rich,Kenneth	20 PRECINCT C CO - 20C11	10P-6A	MON/TUE
	S22C		22 PRECINCT C CO - SGT		
	22C1		22 PRECINCT C CO		
	22C2		22 PRECINCT C CO		
	22C3		22 PRECINCT C CO		
	22C4		22 PRECINCT C CO		
	22C5		22 PRECINCT C CO		
	22C6		22 PRECINCT C CO		
	22C7		22 PRECINCT C CO		
	22C8		22 PRECINCT C CO		
5233100	SRZ2	PARKER, CHARLES J	RELIEF ZONE 2 C1 - SGT 14 & 20 PCT	11P-7A	WED/THU
5233200	SRZ2	MUSCARELLO, MICHAEL J	RELIEF ZONE 2 C2 - SGT 9 & 20 PCT	10P-6A	MON/TUE
5233500	GRSZ	HESS, DANA S	GENERAL RELIEF SGT ZONE 2 C	10P-6A	WED/THU
5235000	S92E	BARTON, ADAM M	ZONE 2 EVENING MIDWATCH - SGT	7P-5A	SUN/TUE
5235001	Z2E1-1	BRYANT,WAYNE T	ZONE 2 EVENING MIDWATCH - Z2E1-1	7P-5A	SUN/TUE
5235002	Z2E1-2	MOORE,SAMUEL A	ZONE 2 EVENING MIDWATCH - Z2E1-2	7P-5A	SUN/TUE
5235003	Z2E1-3	GUTIERREZ, LINDA E	ZONE 2 EVENING MIDWATCH - Z2E1-3	7P-5A	SUN/TUE
5235004	Z2E1-4	SCOTT, CASSIE E	ZONE 2 EVENING MIDWATCH - Z2E1-4	7P-5A	SUN/TUE
5235005	Z2E1-5	HETZER, BENJAMIN	ZONE 2 EVENING MIDWATCH - Z2E1-5	7P-5A	SUN/TUE

5-ZONE 990 PLAN
DISPLACEMENT ROSTER

5235006	Z2E1-6	GIANOTTI,TIMOTHY J	ZONE 2 EVENING MIDWATCH - Z2E1-6	7P-5A	SUN/TUE
5235007	Z2E1-7	WILSON, WILLIAM J	ZONE 2 EVENING MIDWATCH - Z2E1-7	7P-5A	SAT/MON
5235008	Z2E1-8	KLETTE, ANTHONY D	ZONE 2 EVENING MIDWATCH - Z2E1-8	7P-5A	SAT/MON
5235009	Z2E1	CULBERTSON, SEAN	ZONE 2 EVENING MIDWATCH - Z2E1-9	7P-5A	SUN/TUE
5235010	Z2E1-10	DUNLEVY, MICHAEL B	ZONE 2 EVENING MIDWATCH - Z2E1-10	7P-5A	MON/WED
5235011	Z2E1	HOCKMAN,MARK A	ZONE 2 EVENING MIDWATCH - Z2E1-11	7P-5A	SUN/TUE
5235012	Z2E1-12	CLARK, NICHOLAS D.	ZONE 2 EVENING MIDWATCH - Z2E1-12	7P-5A	MON/WED
5235013	Z2E1-13	NONE	ZONE 2 EVENING MIDWATCH - Z2E1-13	7P-5A	MON/WED
5235014	Z2E1-14	NONE	ZONE 2 EVENING MIDWATCH - Z2E1-14	7P-5A	MON/WED
5235015	Z2E1-15	NONE	ZONE 2 EVENING MIDWATCH - Z2E1-15	7P-5A	MON/WED
5235100	RS92	SNYDER, BRENT I	ZONE 2 RELIEF EVENING MIDWATCH - SGT	7P-5A	THU/SAT
5235101	Z2E2	EZELL JR,JERRY L	ZONE 2 RELIEF EVENING MIDWATCH - Z2E2-1	7P-5A	TUE/THU
5235102	Z2E2	COLE, DANIEL C	ZONE 2 RELIEF EVENING MIDWATCH - Z2E2-2	7P-5A	TUE/THU
5235103	Z2E2-3	HAWKINS,JOHN P	ZONE 2 RELIEF EVENING MIDWATCH - Z2E2-3	7P-5A	TUE/THU
5235104	Z2E2	GRUBER,SHAWN J	ZONE 2 RELIEF EVENING MIDWATCH - Z2E2-4	7P-5A	TUE/THU
5235105	Z2E2-5	COLLINS, DEAN A	ZONE 2 RELIEF EVENING MIDWATCH - Z2E2-5	7P-5A	THU/SAT
5235106	Z2E2-6	BURKEY, JASON P	ZONE 2 RELIEF EVENING MIDWATCH - Z2E2-6	7P-5A	THU/SAT
5235107	Z2E2-7	COLLIER, SHAWN M	ZONE 2 RELIEF EVENING MIDWATCH - Z2E2-7	7P-5A	FRI/SUN
5235108	Z2E2-8	DUKE, BRIAN L	ZONE 2 RELIEF EVENING MIDWATCH - Z2E2-8	7P-5A	WED/FRI
5235109	Z2E2-9	HIGGINS, SHEA E	ZONE 2 RELIEF EVENING MIDWATCH - Z2E2-9	7P-5A	THU/SAT
5235110	Z2E2-10	PRAITHER, MARY S	ZONE 2 RELIEF EVENING MIDWATCH - Z2E2-10	7P-5A	THU/SAT
5235111	Z2E2-11	RUHL, EDWIN P	ZONE 2 RELIEF EVENING MIDWATCH - Z2E2-10	7P-5A	WED/FRI
5235112	Z2E2-12	MCCOTTER, BOB E	ZONE 2 RELIEF EVENING MIDWATCH - Z2E2-10	7P-5A	FRI/SUN
	Z2E2-11		ZONE 2 EVENING MIDWATCH - WALKIE		
	Z2E2-12		ZONE 2 EVENING MIDWATCH - WALKIE		
5300000	CMDR3	HYLAND, SCOTT R	ZONE 3 COMMANDER	8A-4P	SAT/SUN
5310000	L3A	DEAN, CLIFTON T	ZONE 3 1ST SHIFT LT	7A-3P	FRI/SAT
5310800	S8A	MORROW, CHADWICK D	8 PRECINCT A CO - SGT	6A-2P	THU/FRI
5310801	8A1	ADKINS, GARY A	8 PRECINCT A CO - 8A1	6A-2P	SAT/SUN
5310802	8A2	BOWERS, KENNETH K	8 PRECINCT A CO - 8A2	6A-2P	SUN/MON
5310803	8A3	JONES, CHRISTOPHER B	8 PRECINCT A CO - 8A3	6A-2P	MON/TUE
5310804	8A4	PORE, DONALD L	8 PRECINCT A CO - 8A4	6A-2P	TUE/WED
5310805	8A5	ESTEPP, JAMES P	8 PRECINCT A CO - 8A5	6A-2P	WED/THU
5310806	8A6	RADICH, ANDREW J	8 PRECINCT A CO - 8A6	6A-2P	THU/FRI
5310807	8A7	MILES, JOHN II B	8 PRECINCT A CO - 8A7	6A-2P	FRI/SAT
5310808	8A8	MACLELLAN, TIMOTHY M	8 PRECINCT A CO - 8A8	6A-2P	SUN/MON
5310809	8A9	KASSER, KELLY A	8 PRECINCT A CO - 8A9	6A-2P	TUE/WED
5310810	8A10	HUFFMAN, MICHAEL A	8 PRECINCT A CO - 8A10	6A-2P	FRI/SAT
5311000	S10A	REDDING, STEVE R	10 PRECINCT A CO - SGT	6A-2P	SAT/SUN
5311001	10A1	CORMACK, HARRY E	10 PRECINCT A CO - 10A1	6A-2P	SAT/SUN
5311002	10A2	DRUMMOND, CURTIS K	10 PRECINCT A CO - 10A2	6A-2P	SUN/MON
5311003	10A3	BALDWIN, MATTHEW D	10 PRECINCT A CO - 10A3	6A-2P	MON/TUE
5311004	10A4	BURCHINAL, JASON A	10 PRECINCT A CO - 10A4	6A-2P	TUE/WED
5311005	10A5	FULWIDER, DOUGLAS W	10 PRECINCT A CO - 10A5	6A-2P	WED/THU
5311006	10A6	HYSELL, ANTOINETTE M	10 PRECINCT A CO - 10A6	6A-2P	THU/FRI
5311007	10A7	MANNON, JOANNA M	10 PRECINCT A CO - 10A7	6A-2P	FRI/SAT
5311008	10A8	HARPER, DANNY R	10 PRECINCT A CO - 10A8	6A-2P	SUN/MON
5311009	10A9	ALTHERR, ROBERT III F	10 PRECINCT A CO - 10A9	6A-2P	TUE/WED
5311010	10A10	MEYER, JOHN J	10 PRECINCT A CO - 10A10	6A-2P	FRI/SAT
5311500	S15A	ANDERSON, BERNARD D	15 PRECINCT A CO - SGT	7A-3P	SUN/MON
5311501	15A1	ANDERSON, ALEC D	15 PRECINCT A CO - 15A1	7A-3P	SAT/SUN
5311502	15A2	LARES, DAVID E	15 PRECINCT A CO - 15A2	7A-3P	SUN/MON
5311503	15A3	PLANICKA, MICHAEL J	15 PRECINCT A CO - 15A3	7A-3P	MON/TUE
5311504	15A4	DUNBAR, MATTHEW D	15 PRECINCT A CO - 15A4	7A-3P	TUE/WED
5311505	15A5	MCFARLAND, SAMUEL A	15 PRECINCT A CO - 15A5	7A-3P	WED/THU
5311506	15A6	GOLDENBAGEN, KURT E	15 PRECINCT A CO - 15A6	7A-3P	THU/FRI
5311507	15A7	WHITE, DOUGLAS E	15 PRECINCT A CO - 15A7	7A-3P	FRI/SAT
5311508	15A8	KNUDSEN, MICHAEL J	15 PRECINCT A CO - 15A8	7A-3P	SAT/SUN
5311509	15A9	THIEL, COLLEEN M	15 PRECINCT A CO - 15A9	7A-3P	FRI/SAT
5311510	15A1	WILSON, BRET H	15 PRECINCT A CO - 15A10	7A-3P VAR	WED/THU
5311900	S19A	DONOVAN, BRIEN M	19 PRECINCT A CO - SGT	7A-3P	FRI/SAT

5-ZONE 990 PLAN
DISPLACEMENT ROSTER

5311901	19A1	FOSS, BRADLEY H	19 PRECINCT A CO - 19A1	7A-3P	SAT/SUN
5311902	19A2	BRUCE, ROBERT K	19 PRECINCT A CO - 19A2	7A-3P	SUN/MON
5311903	19A3	RADICH, CHARLES JR W	19 PRECINCT A CO - 19A3	7A-3P	MON/TUE
5311904	19A4	RYAN, MICHAEL JR R	19 PRECINCT A CO - 19A4	7A-3P	TUE/WED
5311905	19A5	HUFFMAN, JOEL E	19 PRECINCT A CO - 19A5	7A-3P	WED/THU
5311906	19A6	LONG, JAMES V	19 PRECINCT A CO - 19A6	7A-3P	THU/FRI
5311907	19A7	GIBSON, LINDA L	19 PRECINCT A CO - 19A7	7A-3P	FRI/SAT
5311908	19A8	STASHEEN, SCOTT M	19 PRECINCT A CO - 19A8	7A-3P	SUN/MON
5311909	19A9	AIELLO, TODD J	19 PRECINCT A CO - 19A9	7A-3P	FRI/SAT
5311910	19A1	CARNEY, LAURIE A	19 PRECINCT A CO - 19A10	7A-3P VAR	TUE/WED
	S23A		23 PRECINCT A CO - SGT		
	23A1		23 PRECINCT A CO		
	23A2		23 PRECINCT A CO		
	23A3		23 PRECINCT A CO		
	23A4		23 PRECINCT A CO		
	23A5		23 PRECINCT A CO		
	23A6		23 PRECINCT A CO		
	23A7		23 PRECINCT A CO		
	23A8		23 PRECINCT A CO		
	23A9		23 PRECINCT A CO		
5313100	SRZ3A1	NANCE, THOMAS A	RELIEF ZONE 3 A1 - SGT	6A-2P	WED/THU
5313200	SRZ3	WEEKLEY, MATTHEW R	RELIEF ZONE 3 A2 - SGT	7A-3P VAR	TUE/WED
5315000	S93D-A	HORTON, JOSEPH E	ZONE 3 DAY MIDWATCH - SGT	9A-7P	SUN/TUE
5315001	Z3D1	ELDER, JASON A	ZONE 3 DAY MIDWATCH - Z3D1	9A-7P	SUN/TUE
5315002	Z3D2	FRONTERA, MARK E	ZONE 3 DAY MIDWATCH - Z3D2	9A-7P	SUN/TUE
5315003	Z3D3	NULL, JAMES C	ZONE 3 DAY MIDWATCH - Z3D3	9A-7P	THU/SAT
5315004	Z3D4	PERRIGO, SHAWN	ZONE 3 DAY MIDWATCH - Z3D4	9A-7P	MON/WED
5315005	Z3D5	NGUYEN, QUOC K	ZONE 3 DAY MIDWATCH - Z3D5	9A-7P	MON/WED
5315006	Z3D6	MCHENRY, PATRICK D	ZONE 3 DAY MIDWATCH - Z3D6	9A-7P	THU/SAT
5315007	Z3D7	REDICK, APRIL L	ZONE 3 DAY MIDWATCH - Z3D7	9A-7P	MON/WED
5315008	Z3D8	ADKINS, MELISSA M	ZONE 3 DAY MIDWATCH - Z3D8	9A-7P	TUE/THU
	S93D -B		ZONE 3 DAY MIDWATCH - SGT		
5315009	Z3D9	NONE	ZONE 3 DAY MIDWATCH - Z3D9	9A-7P	WED/FRI
5315010	Z3D10	DEMBINSKI, JAMES R	ZONE 3 DAY MIDWATCH - Z3D10	9A-7P	FRI/SUN
5315011	Z3D11	YOUNKER, DAVID A	ZONE 3 DAY MIDWATCH - Z3D11	9A-7P	SAT/MON
5315012	Z3D12	CHEARS, WILLIE L	ZONE 3 DAY MIDWATCH - Z3D12	9A-7P	WED/FRI
5315013	Z3D13	MOODY, LISA J	ZONE 3 DAY MIDWATCH - Z3D13	9A-7P	WED/FRI
5315014	Z3D14	BURGETT, MICHAEL K	ZONE 3 DAY MIDWATCH - Z3D14	9A-7P	FRI/SUN
	Z3D15		ZONE 3 DAY MIDWATCH		
	Z3D16		ZONE 3 DAY MIDWATCH		
	Z3D17		ZONE 3 DAY MIDWATCH WALKIE		
	Z3D18		ZONE 3 DAY MIDWATCH WALKIE		
5320000	L3B	BARNES, JIMMIE D	ZONE 3 2ND SHIFT LT	3P-11P	SUN/MON
5320800	S8B	MOLLETTE, RICK C	8 PRECINCT B CO - SGT	2P-10P	SUN/MON
5320801	8B1	MASELLI, BRYAN A	8 PRECINCT B CO - 8B1	2P-10P	SAT/SUN
5320802	8B2	POPP, BRETT	8 PRECINCT B CO - 8B2	2P-10P	SUN/MON
5320803	8B3	STEVENS, KEITH D	8 PRECINCT B CO - 8B3	2P-10P	MON/TUE
5320804	8B4	FENTON, NATHAN J	8 PRECINCT B CO - 8B4	2P-10P	TUE/WED
5320805	8B5	PAWLOWSKI, JACOB F	8 PRECINCT B CO - 8B5	2P-10P	WED/THU
5320806	8B6	CHAPMAN, KURT E	8 PRECINCT B CO - 8B6	2P-10P	THU/FRI
5320807	8B7	ROSSER, RYAN A	8 PRECINCT B CO - 8B7	2P-10P	FRI/SAT
5320808	8B8	MAUCK, RYAN P	8 PRECINCT B CO - 8B8	2P-10P	TUE/WED
5320809	8B9	PIERSON, THOMAS	8 PRECINCT B CO - 8B9	2P-10P	WED/THU
5320810	8B10	WOODYARD, BRET M	8 PRECINCT B CO - 8B10	2P-10P	MON/TUE
5320811	8B11	JOHNSON, MARC M	8 PRECINCT B CO - 8B11 WALKIE	2P-10P	SUN/MON
5320812	8B12	JAMES, SAMUEL	8 PRECINCT B CO - 8B12 WALKIE	2P-10P	SUN/MON
5320813	8B13	Mitman, Brice	8 PRECINCT B CO - 8B13 WALKIE	2P-10P	SUN/MON
5320814	8B14	GORTZ, JOSEPH A	8 PRECINCT B CO - 8B14 WALKIE	2P-10P	SUN/MON
5320815	8B15	WISE, RYAN E	8 PRECINCT B CO - 8B15	2P-10P VAR	THU/FRI
5320816	8B16	HARSHBARGER, CHARLES R	8 PRECINCT B CO - 8B16	2P-10P VAR	WED/THU
5320817	8B17	NONE	8 PRECINCT B CO - 8B17	2P-10P VAR	TUE/WED

5-ZONE 990 PLAN
DISPLACEMENT ROSTER

5321000	S10B	MORROW, RUSSELL J	10 PRECINCT B CO - SGT	2P-10P	FRI/SAT
5321001	10B1	DUNHAM, CHAD M	10 PRECINCT B CO - 10B1	2P-10P	SAT/SUN
5321002	10B2	GEARHART, JEFFERY D	10 PRECINCT B CO - 10B2	2P-10P	SUN/MON
5321003	10B3	DANIEL ,KENNETH	10 PRECINCT B CO - 10B3	2P-10P	MON/TUE
5321004	10B4	STECK,AMY	10 PRECINCT B CO - 10B4	2P-10P	TUE/WED
5321005	10B5	LAUSCH,MATTHEW	10 PRECINCT B CO - 10B5	2P-10P	WED/THU
5321006	10B6	RHOADS,JOSHUA	10 PRECINCT B CO - 10B6	2P-10P	THU/FRI
5321007	10B7	BEARD, WILLIAM M	10 PRECINCT B CO - 10B7	2P-10P	FRI/SAT
5321008	10B8	FOULK,BRAD E	10 PRECINCT B CO - 10B8	2P-10P	MON/TUE
5321009	10B9	WEBER,MATTHEW	10 PRECINCT B CO - 10B9	2P-10P	TUE/WED
5321010	10B10	LANNOME,JOSEPH	10 PRECINCT B CO - 10B10	2P-10P	WED/THU
5321011	10B1	POWERS,DAWN M	10 PRECINCT B CO - 10B11 WALKIE	2P-10P	SUN/MON
5321012	10B1	BYERS,JOREN A	10 PRECINCT B CO - 10B12 WALKIE	2P-10P	SUN/MON
5321013	10B1	CHIRNSIDE,KEVIN P	10 PRECINCT B CO - 10B13	2P-10P VAR	SUN/MON
5321014	10B1	HAMRICK,AUTUMN E	10 PRECINCT B CO - 10B14	2P-10P VAR	TUE/WED
5321015	10B1	DINGFELDER,RYAN	10 PRECINCT B CO - 10B15	2P-10P VAR	WED/THU
5321016	10B1	COBUS,THOMAS	10 PRECINCT B CO - 10B16	2P-10P VAR	MON/TUE
5321017	10B1	TAYLOR,SEAN	10 PRECINCT B CO -10B17	2P-10P	FRI/SAT
5321500	S15B	HOUSER, ERIC B	15 PRECINCT B CO - SGT	3P-11P	THU/FRI
5321501	15B1	JENNINGS, JOSHUA J.	15 PRECINCT B CO - 15B1	3P-11P	SAT/SUN
5321502	15B2	YEAGER, KELLY M	15 PRECINCT B CO - 15B2	3P-11P	SUN/MON
5321503	15B3	SCHOPPERT,KEVIN	15 PRECINCT B CO - 15B3	3P-11P	MON/TUE
5321504	15B4	CONNELLY,BRIAN D	15 PRECINCT B CO - 15B4	3P-11P	TUE/WED
5321505	15B5	HADDIX,DANIEL MJ	15 PRECINCT B CO - 15B5	3P-11P	WED/THU
5321506	15B6	FENSKE,DARRELL D	15 PRECINCT B CO - 15B6	3P-11P	THU/FRI
5321507	15B7	JAMES, WILBERT R	15 PRECINCT B CO - 15B7	3P-11P	FRI/SAT
5321508	15B8	BEESON,ROBERT K	15 PRECINCT B CO - 15B8	3P-11P	SUN/MON
5321509	15B9	ALDERMAN,DON W	15 PRECINCT B CO - 15B9	3P-11P	TUE/WED
5321510	15B10	GARDNER,GUY R	15 PRECINCT B CO - 15B10	3P-11P	WED/THU
5321511	15B1	BETTS,CHRISTOPHER	15 PRECINCT B CO - 15B11	3P-11P VAR	WED/THU
5321512	15B1	LAVEY,KYLIE M	15 PRECINCT B CO - 15B12	3P-11P VAR	THU/FRI
5321513	15B1	SENG,SOLOMON K	15 PRECINCT B CO - 15B13	3P-11P VAR	SUN/MON
5321514	15B1	DAYMUT,MICHAEL	15 PRECINCT B CO - 15B14	3P-11P VAR	MON/TUE
	15B13		15 PRECINCT B CO - WALKIE		
	15B14		15 PRECINCT B CO - WALKIE		
5321900	S19B	WEST, DWAYNE R	19 PRECINCT B CO - SGT	3P-11P	SAT/SUN
5321901	19B1	CLOUSE, MARY A	19 PRECINCT B CO - 19B1	3P-11P	SAT/SUN
5321902	19B2	GREEN,LINCOLN C	19 PRECINCT B CO - 19B2	3P-11P	SUN/MON
5321903	19B3	WESTLAKE,BENJAMIN	19 PRECINCT B CO - 19B3	3P-11P	MON/TUE
5321904	19B4	MILSTEAD,JOSHUA J	19 PRECINCT B CO - 19B4	3P-11P	TUE/WED
5321905	19B5	LABRAKE,SCOTT P	19 PRECINCT B CO - 19B5	3P-11P	WED/THU
5321906	19B6	SNYDER,JACK D	19 PRECINCT B CO - 19B6	3P-11P	THU/FRI
5321907	19B7	MCCLAIN, DOUGLAS K	19 PRECINCT B CO - 19B7	3P-11P	FRI/SAT
5321908	19B8	GARLOCK,BRYCE D	19 PRECINCT B CO - 19B8	3P-11P	MON/TUE
5321909	19B9	CHUNG,EDWARD	19 PRECINCT B CO - 19B9	3P-11P	WED/THU
5321910	19B10	SZABO,PAUL	19 PRECINCT B CO - 19B10	3P-11P	TUE/WED
5321911	19B1	TUCKER,TRAVIS M	19 PRECINCT B CO - 19B11 WALKIE	3P-11P	SUN/MON
5321912	19B1	NONE	19 PRECINCT B CO - 19B12 WALKIE	3P-11P	SUN/MON
5321913	19B1	GEORGE,OLIVER B	19 PRECINCT B CO - 19B13 WALKIE	3P-11P	SUN/MON
5321914	19B1	GROVES,ADAM C	19 PRECINCT B CO - 19B14 WALKIE	3P-11P	SUN/MON
5321915	19B1	NONE	19 PRECINCT B CO - 19B15	3P-11P VAR	WED/THU
5321916	19B1	RIDLEY,JAMES L	19 PRECINCT B CO - 19B16	3P-11P VAR	THU/FRI
5321917	19B1	HUBBELL,JEREMY	19 PRECINCT B CO - 19B17	3P-11P VAR	MON/TUE
5321918	19B1	CAIN,JEFFREY M	19 PRECINCT B CO - 19B18	3P-11P	SUN/MON
	S23B		23 PRECINCT B CO		
	23B1		23 PRECINCT B CO		
	23B2		23 PRECINCT B CO		
	23B3		23 PRECINCT B CO		
	23B4		23 PRECINCT B CO		
	23B5		23 PRECINCT B CO		
	23B6		23 PRECINCT B CO		

5-ZONE 990 PLAN
DISPLACEMENT ROSTER

	23B7		23 PRECINCT B CO		
	23B8		23 PRECINCT B CO		
	23B9		23 PRECINCT B CO		
	23B10		23 PRECINCT B CO		
	23B11		23 PRECINCT B CO		
	23B12		23 PRECINCT B CO		
5323100	SRZ3	BROPHY, FREDERICK A	RELIEF ZONE 3 B1 15 & 19 PCT - SGT	3P-11P VAR	MON/TUE
5323200	SRZ3	SCHOLL,KYLE M	RELIEF ZONE 3 B2 8 & 10 PCT - SGT	2P-10P VAR	TUE/WED
5325000	--	MCNAMARA, RYAN D	COMMUNITY RESPONSE TEAM 3 - SGT -	2P-10P	FRI/SAT
5325001	--	TUSSING, CHRISTOPHER A	COMMUNITY RESPONSE TEAM 3	2P-12A	THU/SAT
5325002	--	RICHARDS, KEVIN L	COMMUNITY RESPONSE TEAM 3	2P-10P	FRI/SAT
5325003	--	OCONNOR, KEITH D	COMMUNITY RESPONSE TEAM 3	2P-12A	THU/SAT
5325004	--	SPEAKS, STANFORD B	COMMUNITY RESPONSE TEAM 3	2P-12A	THU/SAT
5325005	--	CLOUSE, ERIC S	COMMUNITY RESPONSE TEAM 3	2P-10P	FRI/SAT
5325006	--	LAROCHE, DAVID A	COMMUNITY RESPONSE TEAM 3	2P-12A	THU/SAT
5325007	--	ROWE, GLENN D	COMMUNITY RESPONSE TEAM 3	2P-12A	THU/SAT
5325008	--	DIXON, DANNY L	COMMUNITY RESPONSE TEAM 3	2P-12A	THU/SAT
5325009	--	THIEL, JOHN E	COMMUNITY RESPONSE TEAM 3	2P-12A	THU/SAT
5325010	--	SPOHN, CHRISTOPHER J	COMMUNITY RESPONSE TEAM 3	2P-10P	FRI/SAT
5330000	L3C	PAINTER, ANDREW W	ZONE 3 3RD SHIFT LT	11P-7A	FRI/SAT
5330800	S8C	BARKER, KEITH A	8 PRECINCT C CO - SGT	10P-6A	SUN/MON
5330801	8C1	SPRAGUE, SHANE A	8 PRECINCT C CO - 8C1	10P-6A	SAT/SUN
5330802	8C2	SEGNA, MICHAEL J	8 PRECINCT C CO - 8C2	10P-6A	SUN/MON
5330803	8C3	JAMES,JEFFREY S	8 PRECINCT C CO - 8C3	10P-6A	MON/TUE
5330804	8C4	NANCE,PATRICK S	8 PRECINCT C CO - 8C4	10P-6A	TUE/WED
5330805	8C5	OFFERS,NICHOLAS R	8 PRECINCT C CO - 8C5	10P-6A	WED/THU
5330806	8C6	KRACHT JR,JEFFREY T	8 PRECINCT C CO - 8C6	10P-6A	THU/FRI
5330807	8C7	GENTNER, KEVIN A	8 PRECINCT C CO - 8C7	10P-6A	FRI/SAT
5330808	8C8	WILSON, MATTHEW	8 PRECINCT C CO - 8C8	10P-6A	SUN/MON
5330809	8C9	NONE	8 PRECINCT C CO - 8C9	10P-6A	MON/TUE
5330810	8C10	KNOX,CHANCE P	8 PRECINCT C CO - 8C10	10P-6A	TUE/WED
5330811	8C11	JACOBS,PETER	8 PRECINCT C CO - 8C11	10P-6A	WED/THU
5331000	S10C	LUCAS, RONNIE JR G	10 PRECINCT C CO - SGT	10P-6A	FRI/SAT
5331001	10C1	CORBIN, DEREK C	10 PRECINCT C CO - 10C1	10P-6A	SAT/SUN
5331002	10C2	KINZEL, RANDALL II S	10 PRECINCT C CO - 10C2	10P-6A	SUN/MON
5331003	10C3	NONE	10 PRECINCT C CO - 10C3	10P-6A	MON/TUE
5331004	10C4	TULGA,GERALD E	10 PRECINCT C CO - 10C4	10P-6A	TUE/WED
5331005	10C5	NONE	10 PRECINCT C CO - 10C5	10P-6A	WED/THU
5331006	10C6	THATCHER, NICHOLAS S	10 PRECINCT C CO - 10C6	10P-6A	THU/FRI
5331007	10C7	WANNEMACHER, BRADLEY J	10 PRECINCT C CO - 10C7	10P-6A	FRI/SAT
5331008	10C8	TALONE, NICHOLAS	10 PRECINCT C CO - 10C8	10P-6A	SUN/MON
5331009	10C9	KINZEL,JOSHUA L	10 PRECINCT C CO - 10C9	10P-6A	MON/TUE
5331010	10C1	LEE, BRIAN T	10 PRECINCT C CO - 10C10	10P-6A	TUE/WED
5331011	10C1	COOK,CODY	10 PRECINCT C CO - 10C11	10P-6A	WED/THU
5331500	S15C	FRENZ, JOHN T	15 PRECINCT C CO - SGT	11P-7A	THU/FRI
5331501	15C1	BALMERT, STEVE P.	15 PRECINCT C CO - 15C1	11P-7A	SAT/SUN
5331502	15C2	MEFFORD,JOEL M	15 PRECINCT C CO - 15C2	11P-7A	SUN/MON
5331503	15C3	HOWARD,JOHN D	15 PRECINCT C CO - 15C3	11P-7A	MON/TUE
5331504	15C4	DOERFLER,ALAN J	15 PRECINCT C CO - 15C4	11P-7A	TUE/WED
5331505	15C5	SPANN,ROBERT C.	15 PRECINCT C CO - 15C5	11P-7A	WED/THU
5331506	15C6	WIEDMANN JR, DARYL R	15 PRECINCT C CO - 15C6	11P-7A	THU/FRI
5331507	15C7	GREEN, DUSTIN R	15 PRECINCT C CO - 15C7	11P-7A	FRI/SAT
5331508	15C8	GROOM,JOHN G	15 PRECINCT C CO - 15C8	11P-7A	SUN/MON
5331509	15C9	NONE	15 PRECINCT C CO - 15C9	11P-7A	MON/TUE
5331510	15C1	STERLING,JONATHAN	15 PRECINCT C CO - 15C10	11P-7A	TUE/WED
5331511	15C11	CANNELL,MATTHEW J	15 PRECINCT C CO - 15C11	11P-7A	WED/THU
5331900	S19C	DENNER, MARK A	19 PRECINCT C CO - SGT	11P-7A	SAT/SUN
5331901	19C1	MCNAMER,EHRYN C	19 PRECINCT C CO - 19C1	11P-7A	SAT/SUN
5331902	19C2	KERNS,DARREL E	19 PRECINCT C CO - 19C2	11P-7A	SUN/MON
5331903	19C3	DAVIS, TIMOTHY J	19 PRECINCT C CO - 19C3	11P-7A	MON/TUE
5331904	19C4	SOMMERKAMP,CLAYTON	19 PRECINCT C CO - 19C4	11P-7A	TUE/WED

5-ZONE 990 PLAN
DISPLACEMENT ROSTER

5331905	19C5	RANDALL,JARED	19 PRECINCT C CO - 19C5	11P-7A	WED/THU
5331906	19C6	MERINO,MARCO R	19 PRECINCT C CO - 19C6	11P-7A	THU/FRI
5331907	19C7	CHILTON, CHRISTOPHER J	19 PRECINCT C CO - 19C7	11P-7A	FRI/SAT
5331908	19C8	BADGER,SPENCER A	19 PRECINCT C CO - 19C8	11P-7A	SUN/MON
5331909	19C9	SANDERS,KENNETH	19 PRECINCT C CO - 19C9	11P-7A	MON/TUE
5331910	19C10	DORSEY,HARRY BRIAN	19 PRECINCT C CO - 19C10	11P-7A	TUE/WED
5331911	19C1	EDWARDS,SAMANTHA	19 PRECINCT C CO - 19C11	11P-7A	WED/THU
	S23C		23 PRECINCT C CO - SGT		
	23C1		23 PRECINCT C CO		
	23C2		23 PRECINCT C CO		
	23C3		23 PRECINCT C CO		
	23C4		23 PRECINCT C CO		
	23C5		23 PRECINCT C CO		
	23C6		23 PRECINCT C CO		
	23C7		23 PRECINCT C CO		
	23C8		23 PRECINCT C CO		
	23C9		23 PRECINCT C CO		
	23C10		23 PRECINCT C CO		
5333100	SRZ3	SINGLETON, KEVIN W	RELIEF ZONE 3 C1 15 & 19 PCT - SGT	10P-6A	MON/TUE
5333200	SRZ3	ALBERT, JOSEPH R	RELIEF ZONE 3 C2 8 & 10 PCT - SGT	10P-6A	TUE/WED
5335000	S93E	GARNER, JASON SR T	ZONE 3 EVENING MIDWATCH - SGT	7P-5A	SUN/TUE
5335001	Z3E1-1	DAWSON, DONALD JR J	ZONE 3 EVENING MIDWATCH - Z3E1-1	7P-5A	SUN/TUE
5335002	Z3E1-2	DAVIS, SHAWN R.	ZONE 3 EVENING MIDWATCH - Z3E1-2	7P-5A	SUN/TUE
5335003	Z3E1-3	SCHWIND, NATHAN A	ZONE 3 EVENING MIDWATCH - Z3E1-3	7P-5A	SUN/TUE
5335004	Z3E1-4	SHEPARD, BRYAN A	ZONE 3 EVENING MIDWATCH - Z3E1-4	7P-5A	SUN/TUE
5335005	Z3E1-5	RILLING,ALEXANDER J	ZONE 3 EVENING MIDWATCH - Z3E1-5	7P-5A	MON/WED
5335006	Z3E1-6	PARKEY,ROBERT E	ZONE 3 EVENING MIDWATCH - Z3E1-6	7P-5A	MON/WED
5335007	Z3E1-7	ELROD,BRIAN T	ZONE 3 EVENING MIDWATCH - Z3E1-7	7P-5A	MON/WED
5335008	Z3E1-8	SMITH,BRIAN N	ZONE 3 EVENING MIDWATCH - Z3E1-8	7P-5A	MON/WED
5335009	Z3E1-9	JOURNEY, CHRISTOPHER S	ZONE 3 EVENING MIDWATCH - Z3E1-9	7P-5A	SUN/TUE
5335010	Z3E1-10	WHITE,IAN R	ZONE 3 EVENING MIDWATCH - Z3E1-10	7P-5A	SUN/TUE
5335011	Z3E1-11	PETRY,BRANDON S	ZONE 3 EVENING MIDWATCH - Z3E1-11	7P-5A	MON/WED
	Z3E1-12		ZONE 3 EVENING MIDWATCH -WALKIE		
	Z3E1-13		ZONE 3 EVENING MIDWATCH -WALKIE		
5335012	Z3E1-12	BAKER, TIMOTHY C	ZONE 3 EVENING MIDWATCH - Z3E1-12	7P-5A	SUN/TUE
5335013	Z3E1	GALENTINE, STEPHEN JR L	ZONE 3 EVENING MIDWATCH - Z3E1-13	7P-5A	SAT/MON
5335100	RS93	SEEVERS, GREGG D	ZONE 3 RELIEF EVENING MIDWATCH - SGT	7P-5A	THU/SAT
5335101	Z3E2-1	LEPPLA, BENJAMIN S	ZONE 3 RELIEF EVENING MIDWATCH - Z3E2-1	7P-5A	TUE/THU
5335102	Z3E2-2	KNEELAND, CHARLES M	ZONE 3 RELIEF EVENING MIDWATCH - Z3E2-2	7P-5A	TUE/THU
5335103	Z3E2	BLAIR, KAREN	ZONE 3 RELIEF EVENING MIDWATCH - Z3E2-3	7P-5A	WED/FRI
5335104	Z3E2-4	MERCURIO, ROBERT N	ZONE 3 RELIEF EVENING MIDWATCH - Z3E2-4	7P-5A	THU/SAT
5335105	Z3E2-5	WRIGHT, EDDIE A	ZONE 3 RELIEF EVENING MIDWATCH - Z3E2-5	7P-5A	THU/SAT
5335106	Z3E2-6	MILLER, PHILLIP L	ZONE 3 RELIEF EVENING MIDWATCH - Z3E2-6	7P-5A	THU/SAT
5335107	Z3E2-7	WALTERS, TROY W	ZONE 3 RELIEF EVENING MIDWATCH - Z3E2-7	7P-5A	THU/SAT
5335108	Z3E2-8	FRISCO, JUSTIN J	ZONE 3 RELIEF EVENING MIDWATCH - Z3E2-8	7P-5A	THU/SAT
5335109	Z3E2-9	MAYHEW, RANDALL P	ZONE 3 RELIEF EVENING MIDWATCH - Z3E2-9	7P-5A	THU/SAT
5335110	Z3E2-10	EVERETT, ERIC J	ZONE 3 RELIEF EVENING MIDWATCH - Z3E2-10	7P-5A	THU/SAT
5335111	Z3E2-11	STARNER, ANDREW M	ZONE 3 RELIEF EVENING MIDWATCH - Z3E2-11	7P-5A	FRI/SUN
5335112	Z3E2	CALLOWAY, JAMES E	ZONE 3 RELIEF EVENING MIDWATCH -Z3E2-12	7P-5A	FRI/SUN
5335113	Z3E2	ALLEN, TONYA A	ZONE 3 RELIEF EVENING MIDWATCH -Z3E2-13	7P-5A	WED/FRI
5340000	RL3A	HOLBROOK, MICHAEL P	ZONE 3 1ST RELIEF LT	7A-3P	TUE/WED
5380000	RL3C	HELDER, MARC W	ZONE 3 3RD SHIFT RELIEF LT	11P-7A	TUE/WED
5500000	CMDR5	STRAUSBAUGH, ROBERT N	ZONE 5 COMMANDER	8A-4P	SAT/SUN
5510000	L5A	HASSON, EDWARD P	ZONE 5 1ST SHIFT LT	7A-3P	SUN/MON
5510700	S7A	CAPRETTA, CHRISTOPHER	7 PRECINCT A CO - SGT	6A-2P	SUN/MON
5510701	7A1	YODER, JAMES A	7 PRECINCT A CO - 7A1	6A-2P	SAT/SUN
5510702	7A2	DILELLO, MARK C	7 PRECINCT A CO - 7A2	6A-2P	SUN/MON
5510703	7A3	CARTER, ROBERT S	7 PRECINCT A CO - 7A3	6A-2P	MON/TUE
5510704	7A4	NONE	7 PRECINCT A CO - 7A4	6A-2P	TUE/WED
5510705	7A5	BURKEY, JOSEPH P	7 PRECINCT A CO - 7A5	6A-2P	WED/THU
5510706	7A6	HUNTER, THOMAS J	7 PRECINCT A CO - 7A6	6A-2P	THU/FRI

5-ZONE 990 PLAN
DISPLACEMENT ROSTER

5510707	7A7	PRYSOCK, NICOLE M	7 PRECINCT A CO - 7A7	6A-2P	FRI/SAT
5510708	7A8	CIBULSKAS, KERRY A	7 PRECINCT A CO - 7A8	6A-2P	FRI/SAT
5510709	7A9	PRIBE, TIMOTHY L	7 PRECINCT A CO - 7A9	6A-2P	SUN/MON
5510710	7A10	JOHNSON, MUEZJUNTO JR D	7 PRECINCT A CO - 7A10	6A-2P	WED/THU
5511100	S11A	STRENG, MATTHEW L	11 PRECINCT A CO - SGT	6A-2P	FRI/SAT
5511101	11A1	LEISTER, GARY P	11 PRECINCT A CO - 11A1	6A-2P	SAT/SUN
5511102	11A2	SULLIVAN, GERALD T	11 PRECINCT A CO - 11A2	6A-2P	SUN/MON
5511103	11A3	MANCINI, JENNIFER A	11 PRECINCT A CO - 11A3	6A-2P	MON/TUE
5511104	11A4	ULRICH, MICHAEL F	11 PRECINCT A CO - 11A4	6A-2P	TUE/WED
5511105	11A5	CAUDILL, CHAD V	11 PRECINCT A CO - 11A5	6A-2P	WED/THU
5511106	11A6	HAZLERIG, SAMUEL L	11 PRECINCT A CO - 11A6	6A-2P	THU/FRI
5511107	11A7	WRIGHT, MARK A	11 PRECINCT A CO - 11A7	6A-2P	FRI/SAT
5511108	11A8	KAISER, KERRY E	11 PRECINCT A CO - 11A8	6A-2P	SAT/SUN
5511109	11A9	NONE	11 PRECINCT A CO - 11A9	6A-2P	TUE/WED
5511110	11A10	YOUNGER, MARK A	11 PRECINCT A CO - 11A10	6A-2P	THU/FRI
5511200	S12A	AYRES, JASON T	12 PRECINCT A CO - SGT	7A-3P	THU/FRI
5511201	12A1	DAVIDSON, SCOTT A	12 PRECINCT A CO - 12A1	7A-3P	SAT/SUN
5511202	12A2	EVERHART, ERIC T	12 PRECINCT A CO - 12A2	7A-3P	SUN/MON
5511203	12A3	TURNER, TRAVIS L	12 PRECINCT A CO - 12A3	7A-3P	MON/TUE
5511204	12A4	VEGH, BRIAN R	12 PRECINCT A CO - 12A4	7A-3P	TUE/WED
5511205	12A5	BATOG, MICHAEL S	12 PRECINCT A CO - 12A5	7A-3P	WED/THU
5511206	12A6	NIEDERKOHR, JEREMY J	12 PRECINCT A CO - 12A6	7A-3P	THU/FRI
5511207	12A7	SHEPHERD, ROBERT J	12 PRECINCT A CO - 12A7	7A-3P	FRI/SAT
5511208	12A8	YANKOVICH, KEVIN R	12 PRECINCT A CO - 12A8	7A-3P	SUN/MON
5511209	12A9	KENNEDY, JEFFREY L	12 PRECINCT A CO - 12A9	7A-3P	FRI/SAT
5511210	12A1	SIERS, NICHOLAS C	12 PRECINCT A CO - 12A10	7A-3P VAR	TUE/WED
5511600	S16A	CORCORAN, KEVIN J	16 PRECINCT A CO - SGT	7A-3P	SAT/SUN
5511601	16A1	HOUSEHOLDER, DARIN C	16 PRECINCT A CO - 16A1	7A-3P	SAT/SUN
5511602	16A2	BRICKER, STEVEN A	16 PRECINCT A CO - 16A2	7A-3P	SUN/MON
5511603	16A3	DENT, JONATHAN C	16 PRECINCT A CO - 16A3	7A-3P	MON/TUE
5511604	16A4	DORN, TIMOTHY J	16 PRECINCT A CO - 16A4	7A-3P	TUE/WED
5511605	16A5	SCHIERING, JAMES II R	16 PRECINCT A CO - 16A5	7A-3P	WED/THU
5511606	16A6	LINDSEY, GREG M	16 PRECINCT A CO - 16A6	7A-3P	THU/FRI
5511607	16A7	PAGNIANO, SHAWN M	16 PRECINCT A CO - 16A7	7A-3P	FRI/SAT
5511608	16A8	LARRISON, DAVID M	16 PRECINCT A CO - 16A8	7A-3P	SAT/SUN
5511609	16A9	POEHLER, ERIC C	16 PRECINCT A CO - 16A9	7A-3P	MON/TUE
5511610	16A10	COLLINS, MARCUS J	16 PRECINCT A CO - 16A10	7A-3P	THU/FRI
5511611	16A11	HILSHEIMER, RICHARD II A	16 PRECINCT A CO - 16A11 WALKIE	7A-3P	SAT/SUN
5511612	16A12	FARR, FLETCHER R	16 PRECINCT A CO - 16A12 WALKIE	7A-3P	SAT/SUN
5513100	SRZ5	KINCADE, KYLE O	RELIEF ZONE 5 A1 7 & 11 PCT - SGT	6A-2P	WED/THU
5513200	SRZ5	MEYER, CHRISTOPHER W	RELIEF ZONE 5 A2 12 & 16 PCT - SGT	7A-3P	TUE/WED
	S25A		25 PRECINCT A CO - SGT		
	25A1		25 PRECINCT A CO		
	25A2		25 PRECINCT A CO		
	25A3		25 PRECINCT A CO		
	25A4		25 PRECINCT A CO		
	25A5		25 PRECINCT A CO		
	25A6		25 PRECINCT A CO		
	25A7		25 PRECINCT A CO		
	25A8		25 PRECINCT A CO		
	25A9		25 PRECINCT A CO		
5515000	S95D	BROOKS, RICHARD E	ZONE 5 DAY MIDWATCH - SGT	9A-7P	SUN/TUE
5515001	Z5D1	FRAZER, MARC II A	ZONE 5 DAY MIDWATCH - Z5D1-1	9A-7P	WED/FRI
5515002	Z5D1-2	PHALEN, JEREMY J	ZONE 5 DAY MIDWATCH - Z5D1-2	9A-7P	SUN/TUE
5515003	Z5D1-3	AYERS, DEBORAH S	ZONE 5 DAY MIDWATCH - Z5D1-3	9A-7P	SAT/MON
5515004	Z5D1-4	ALBERS, CHARLES E	ZONE 5 DAY MIDWATCH - Z5D1-4	9A-7P	MON/WED
5515005	Z5D1-5	NONE	ZONE 5 DAY MIDWATCH - Z5D1-5	9A-7P	TUE/THU
5515006	Z5D1-6	JOHNSON, BRETT T	ZONE 5 DAY MIDWATCH - Z5D1-6	9A-7P	SUN/TUE
5515007	Z5D1-7	CHAMPER, JACOB S	ZONE 5 DAY MIDWATCH - Z5D1-7	9A-7P	WED/FRI
	S95D-B		ZONE 5 DAY MIDWATCH - Z5D1 - SGT		
5515008	Z5D1-8	CAMP, BILLIE J	ZONE 5 DAY MIDWATCH - Z5D1-8	9A-7P	THU/SAT

5-ZONE 990 PLAN
DISPLACEMENT ROSTER

5515009	Z5D1-9	BAHGAT, KHALED S	ZONE 5 DAY MIDWATCH - Z5D1-9	9A-7P	FRI/SUN
5515010	Z5D1-10	GOOD, JOSHUA C	ZONE 5 DAY MIDWATCH - Z5D1-10	9A-7P	SUN/TUE
5515011	Z5D1-11	KINDLER, RICHARD L	ZONE 5 DAY MIDWATCH - Z5D1-11	9A-7P	SAT/MON
5515012	Z5D1-12	LITTLE, RICHARD D	ZONE 5 DAY MIDWATCH - Z5D1-12	9A-7P	SAT/MON
	Z5D1-13		ZONE 5 DAY MIDWATCH -		
5520000	L5B	HARGUS, DANIEL J	ZONE 5 2ND SHIFT LT	3P-11P	SUN/MON
5520700	S7B	WILKINSON, DOUGLAS J	7 PRECINCT B CO - SGT	2P-10P	FRI/SAT
5520701	7B1	CHAPPELL, SAMUEL L	7 PRECINCT B CO - 7B1	2P-10P	SAT/SUN
5520702	7B2	SHALEK, JOE W	7 PRECINCT B CO - 7B2	2P-10P	SUN/MON
5520703	7B3	HOHENBERGER, KIRK G	7 PRECINCT B CO - 7B3	2P-10P	MON/TUE
5520704	7B4	POWELL, NICHOLAS R.	7 PRECINCT B CO - 7B4	2P-10P	TUE/WED
5520705	7B5	SMITH, KEVIN D	7 PRECINCT B CO - 7B5	2P-10P	WED/THU
5520706	7B6	JENKINS, MATTHEW D	7 PRECINCT B CO - 7B6	2P-10P	THU/FRI
5520707	7B7	PELLEGRINI, THOMAS M	7 PRECINCT B CO - 7B7	2P-10P	FRI/SAT
5520708	7B8	SCHWARTZ, NATHAN JR E	7 PRECINCT B CO - 7B8	2P-10P	TUE/WED
5520709	7B9	PRANTL, DEAN	7 PRECINCT B CO - 7B9	2P-10P	WED/THU
5520710	7B10	GITLITZ, DAVID A	7 PRECINCT B CO - 7B10	2P-10P	SUN/MON
5520711	7B11	HOUSEBERG, JOSEPH P.	7 PRECINCT B CO - 7B11 WALKIE	2P-10P	SUN/MON
5520712	7B12	BRUMFIELD, BRYAN J	7 PRECINCT B CO - 7B12 WALKIE	2P-10P	SUN/MON
5520713	7B13	REISER, DEVIN	7 PRECINCT B CO - 7B13 WALKIE	2P-10P	TUE/WED
5520714	7B14	BEAM, RANDALL JR C	7 PRECINCT B CO - 7B14 WALKIE	2P-10P	TUE/WED
5520715	7B15	WATSON, JOSHUA R.	7 PRECINCT B CO - 7B15	2P-10P VAR	MON/TUE
5520716	7B16	WELLS, TYLER	7 PRECINCT B CO - 7B16	2P-10P VAR	THU/FRI
5520717	7B17	NONE	7 PRECINCT B CO - 7B17	2P-10P VAR	TUE/WED
5521100	S11B	SCOTT, ZACHARY D	11 PRECINCT B CO - SGT	2P-10P	FRI/SAT
5521101	11B1	KROPP, KENNETH R.	11 PRECINCT B CO - 11B1	2P-10P	SAT/SUN
5521102	11B2	PERKINS, JESSE E	11 PRECINCT B CO - 11B2	2P-10P	SUN/MON
5521103	11B3	GOODWIN, RUFUS I	11 PRECINCT B CO - 11B3	2P-10P	MON/TUE
5521104	11B4	JONES, COLIN	11 PRECINCT B CO - 11B4	2P-10P	TUE/WED
5521105	11B5	NONE	11 PRECINCT B CO - 11B5	2P-10P	WED/THU
5521106	11B6	HALE, J C	11 PRECINCT B CO - 11B6	2P-10P	THU/FRI
5521107	11B7	CHAMPLIN, COREY	11 PRECINCT B CO - 11B7	2P-10P	FRI/SAT
5521108	11B8	BEATTY, KYLE J	11 PRECINCT B CO - 11B8	2P-10P	MON/TUE
5521109	11B9	JOHNSON, ANTHONY L	11 PRECINCT B CO - 11B9	2P-10P	TUE/WED
5521110	11B1	BATEMAN, ERIK P	11 PRECINCT B CO - 11B10	2P-10P	TUE/WED
5521111	11B1	WOODS, EMANUEL	11 PRECINCT B CO - 11B11 WALKIE	2P-10P	SUN/MON
5521112	11B1	URIOSTEGUI JR., VICENTE	11 PRECINCT B CO - 11B12 WALKIE	2P-10P	SUN/MON
5521113	11B1	SALSGIVER, JOEY E	11 PRECINCT B CO - 11B13 WALKIE	2P-10P	WED/THU
5521114	11B1	SNYDER, DANIEL D	11 PRECINCT B CO - 11B14 WALKIE	2P-10P	WED/THU
5521115	11B1	BADOIS, PAUL III F	11 PRECINCT B CO - 11B15	2P-10P VAR	SUN/MON
5521116	11B1	LUBELL, STEPHANIE A	11 PRECINCT B CO - 11B16	2P-10P VAR	THU/FRI
5521117	11B1	MOREFIELD, LEVON R.	11 PRECINCT B CO - 11B17	2P-10P VAR	WED/THU
5521200	S12B	VAN DOP, JOSHUA D	12 PRECINCT B CO - SGT	3P-11P	SUN/MON
5521201	12B1	WEISE, DANIEL	12 PRECINCT B CO - 12B1	3P-11P	SAT/SUN
5521202	12B2	PANEK, TRACEY R	12 PRECINCT B CO - 12B2	3P-11P	SUN/MON
5521203	12B3	ESCHENBURG, MICHAEL	12 PRECINCT B CO - 12B3	3P-11P	MON/TUE
5521204	12B4	WEEKS, SHAWN M	12 PRECINCT B CO - 12B4	3P-11P	TUE/WED
5521205	12B5	BAUCHMOYER, JASON E	12 PRECINCT B CO - 12B5	3P-11P	WED/THU
5521206	12B6	HILL, AMANDA K	12 PRECINCT B CO - 12B6	3P-11P	THU/FRI
5521207	12B7	TEIGA, JUSTIN	12 PRECINCT B CO - 12B7	3P-11P	FRI/SAT
5521208	12B8	CULL, KYLE	12 PRECINCT B CO - 12B8	3P-11P	MON/TUE
5521209	12B9	MCDONALD, AARON	12 PRECINCT B CO - 12B9	3P-11P	TUE/WED
5521210	12B1	HILGENBERG, JORDAN M	12 PRECINCT B CO - 12B10	3P-11P	WED/THU
5521211	12B1	LEE, RYAN B	12 PRECINCT B CO - 12B11 WALKIE	3P-11P	SUN/MON
5521212	12B1	LEMAK, FRANK B.	12 PRECINCT B CO - 12B12 WALKIE	3P-11P	SUN/MON
5521213	12B1	DOVER, MATTHEW	12 PRECINCT B CO - 12B13	3P-11P VAR	TUE/WED
5521214	12B1	JALLAQ, OTTA	12 PRECINCT B CO - 12B14	3P-11P VAR	TUE/WED
5521215	12B1	YANDRICH, DIANNE C	12 PRECINCT B CO - 12B15	3P-11P VAR	THU/FRI
5521216	12B1	SKINNER, JONATHAN M	12 PRECINCT B CO - 12B16	3P-11P VAR	SUN/MON
5521217	12B1	NONE	12 PRECINCT B CO - 12B17	3P-11P VAR	WED/THU
5521600	S16B	ERDELJAC, KYLE N	16 PRECINCT B CO - SGT	3P-11P	SUN/MON

5-ZONE 990 PLAN
DISPLACEMENT ROSTER

5521601	16B1	BOGGS, CHRISTOPHER J	16 PRECINCT B CO - 16B1	3P-11P	SAT/SUN
5521602	16B2	ABBOTT-HALL, RILEY	16 PRECINCT B CO - 16B2	3P-11P	SUN/MON
5521603	16B3	RILEY,DAVID	16 PRECINCT B CO - 16B3	3P-11P	MON/TUE
5521604	16B4	EDWARDS, EMANUEL P	16 PRECINCT B CO - 16B4	3P-11P	TUE/WED
5521605	16B5	DIEHL,JAMES A	16 PRECINCT B CO - 16B5	3P-11P	WED/THU
5521606	16B6	PORTER, JOSHUA	16 PRECINCT B CO - 16B6	3P-11P	THU/FRI
5521607	16B7	SERROR, MATTHEW S	16 PRECINCT B CO - 16B7	3P-11P	FRI/SAT
5521608	16B8	MOORE, OLIVER W	16 PRECINCT B CO - 16B8	3P-11P	SAT/SUN
5521609	16B9	MEYERS,TODD	16 PRECINCT B CO - 16B9	3P-11P	MON/TUE
5521610	16B10	NONE	16 PRECINCT B CO - 16B10	3P-11P	WED/THU
5521611	16B1	STEINER, PAUL J	16 PRECINCT B CO - 16B11 WALKIE	3P-11P	SAT/SUN
5521612	16B1	ARNOLD, DAVID E	16 PRECINCT B CO - 16B12 WALKIE	3P-11P	SAT/SUN
5521613	16B1	MASTERS,JUSTIN G	16 PRECINCT B CO - 16B13 WALKIE	3P-11P	MON/TUE
5521614	16B1	PELFREY,MATTHEW S	16 PRECINCT B CO - 16B14 WALKIE	3P-11P	MON/TUE
5521615	16B1	BENNETT,ALAN J	16 PRECINCT B CO - 16B15	3P-11P	MON/TUE
5521616	16B1	DRAKE,CHARMAINE	16 PRECINCT B CO - 16B16	3P-11P VAR	THU/FRI
	S25B		25 PRECINCT B CO -SGT		
	25B1		25 PRECINCT B CO		
	25B2		25 PRECINCT B CO		
	25B3		25 PRECINCT B CO		
	25B4		25 PRECINCT B CO		
	25B5		25 PRECINCT B CO		
	25B6		25 PRECINCT B CO		
	25B7		25 PRECINCT B CO		
	25B8		25 PRECINCT B CO		
	25B9		25 PRECINCT B CO		
	25B10		25 PRECINCT B CO		
	25B11		25 PRECINCT B CO		
	25B12		25 PRECINCT B CO		
	25B13		25 PRECINCT B CO -WALKIE		
	25B14		25 PRECINCT B CO - WALKIE		
5523100	SRZ5	SANDERSON, GREGORY P	RELIEF ZONE 5 B1 11 & 12 PCT - SGT	2P-10P VAR	WED/THU
5523200	SRZ5	WALDENGA, CHARLES P	RELIEF ZONE 5 B2 7 & 16 PCT - SGT	2P-10P VAR	TUE/WED
5525000	S75	KONVES, NICHOLAS B.	COMMUNITY RESPONSE TEAM 5 - SGT	3P-11P	SUN/MON
5525001	--	COLEMAN, JUSTIN A	COMMUNITY RESPONSE TEAM 5	3P-11P	SUN/MON
5525002	--	STEELE, RYAN P	COMMUNITY RESPONSE TEAM 5	3P-11P	SUN/MON
5525003	--	MASON, NICHOLAS E	COMMUNITY RESPONSE TEAM 5	3P-11P	SUN/MON
5525004	--	NONE	COMMUNITY RESPONSE TEAM 5	3P-11P	SUN/MON
5525005	--	TRASK, ACE F	COMMUNITY RESPONSE TEAM 5	3P-11P	SUN/MON
5525006	--	GOODMAN, CRAIG R	COMMUNITY RESPONSE TEAM 5	3P-11P	SUN/MON
5525007	--	MARTIN, SCOTT A	COMMUNITY RESPONSE TEAM 5	3P-11P	SUN/MON
5525008	--	WORTHINGTON, DONALD L	COMMUNITY RESPONSE TEAM 5	3P-11P	SUN/MON
5525009	--	AGERTER, BRADLEY A	COMMUNITY RESPONSE TEAM 5	3P-11P	SUN/MON
5525010	--	REFFITT, ROBERT L	COMMUNITY RESPONSE TEAM 5	3P-11P	SUN/MON
5530000	L5C	BABCOCK, ERIK K	ZONE 5 3RD SHIFT LT	11P-7A	SUN/MON
5530700	S7C	RIDDLE, JOSEPH D	7 PRECINCT C CO - SGT	10P-6A	FRI/SAT
5530701	7C1	ECKENRODE, KEVIN C	7 PRECINCT C CO - 7C1	10P-6A	SAT/SUN
5530702	7C2	HUDSON, GREG	7 PRECINCT C CO - 7C2	10P-6A	SUN/MON
5530703	7C3	WORLEY,MATTHEW	7 PRECINCT C CO - 7C3	10P-6A	MON/TUE
5530704	7C4	WOLF,MARK	7 PRECINCT C CO - 7C4	10P-6A	TUE/WED
5530705	7C5	KULP,JASON R	7 PRECINCT C CO - 7C5	10P-6A	WED/THU
5530706	7C6	MALLERNEE, WILLIAM J	7 PRECINCT C CO - 7C6	10P-6A	THU/FRI
5530707	7C7	MAGAW, STEVEN T	7 PRECINCT C CO - 7C7	10P-6A	FRI/SAT
5530708	7C8	WOLFE, TREVOR	7 PRECINCT C CO - 7C8	10P-6A	SUN/MON
5530709	7C9	MARTIN,RACHEL F	7 PRECINCT C CO - 7C9	10P-6A	MON/TUE
5530710	7C10	WARD,JEFF	7 PRECINCT C CO - 7C10	10P-6A	TUE/WED
5530711	7C11	BUCK,JOSHUA	7 PRECINCT C CO - 7C11	10P-6A	WED/THU
5531100	S11C	MASON, STEPHEN M	11 PRECINCT C CO - SGT	10P-6A	THU/FRI
5531101	11C1	ARAUCO, CARRIE M	11 PRECINCT C CO - 11C1	10P-6A	SAT/SUN
5531102	11C2	HALBUR,KEVIN M	11 PRECINCT C CO - 11C2	10P-6A	SUN/MON
5531103	11C3	WHARTON,THOMAS R.	11 PRECINCT C CO - 11C3	10P-6A	MON/TUE

5-ZONE 990 PLAN
DISPLACEMENT ROSTER

5531104	11C4	BRIGHT,BRANDON	11 PRECINCT C CO - 11C4	10P-6A	TUE/WED
5531105	11C5	TACKETT,JAMES H	11 PRECINCT C CO - 11C5	10P-6A	WED/THU
5531106	11C6	GILROY, JAMES P	11 PRECINCT C CO - 11C6	10P-6A	THU/FRI
5531107	11C7	BURDETTE, TRAVIS D	11 PRECINCT C CO - 11C7	10P-6A	FRI/SAT
5531108	11C8	KENNEDY,GARRETT B	11 PRECINCT C CO - 11C8	10P-6A	SUN/MON
5531109	11C9	ZIMMERMAN,TRICIA	11 PRECINCT C CO - 11C9	10P-6A	MON/TUE
5531110	11C1	BISHOP IV,CHARLES W	11 PRECINCT C CO - 11C10	10P-6A	TUE/WED
5531111	11C11	HENSLEY,MAGGIE	11 PRECINCT C CO - 11C11	10P-6A	WED/THU
5531200	S12C	COLLIER, RICHARD B	12 PRECINCT C CO - SGT	11P-7A	SAT/SUN
5531201	12C1	FINCH, DONALD J	12 PRECINCT C CO - 12C1	11P-7A	SAT/SUN
5531202	12C2	MOREAU,DAVID A	12 PRECINCT C CO - 12C2	11P-7A	SUN/MON
5531203	12C3	Goodrich,Jonathon	12 PRECINCT C CO - 12C3	11P-7A	MON/TUE
5531204	12C4	TRIPP,NATHAN P	12 PRECINCT C CO - 12C4	11P-7A	TUE/WED
5531205	12C5	WILSON,NATHAN L	12 PRECINCT C CO - 12C5	11P-7A	WED/THU
5531206	12C6	PRAY,ANTHONY C	12 PRECINCT C CO - 12C6	11P-7A	THU/FRI
5531207	12C7	CARTER, JAQUE B	12 PRECINCT C CO - 12C7	11P-7A	FRI/SAT
5531208	12C8	LAIRD,MICHAEL R	12 PRECINCT C CO - 12C8	11P-7A	SUN/MON
5531209	12C9	NONE	12 PRECINCT C CO - 12C9	11P-7A	MON/TUE
5531210	12C10	Connair,Sean	12 PRECINCT C CO - 12C10	11P-7A	TUE/WED
5531211	12C11	LIVELY,PAUL S	12 PRECINCT C CO - 12C11	11P-7A	WED/THU
5531600	S16C	MCFADDEN, JAMES A	16 PRECINCT C CO - SGT	11P-7A	SUN/MON
5531601	16C1	HOLLANDER, KIMBERLY S	16 PRECINCT C CO - 16C1	11P-7A	SAT/SUN
5531602	16C2	FELDDHAUS,BRIAN P	16 PRECINCT C CO - 16C2	11P-7A	SUN/MON
5531603	16C3	PARKS,ANTHONY S	16 PRECINCT C CO - 16C3	11P-7A	MON/TUE
5531604	16C4	SCOTT, WILLIAM	16 PRECINCT C CO - 16C4	11P-7A	TUE/WED
5531605	16C5	PABIS,JONATHAN P	16 PRECINCT C CO - 16C5	11P-7A	WED/THU
5531606	16C6	GRAHAM, BEAU-CHRISTIAN C	16 PRECINCT C CO - 16C6	11P-7A	THU/FRI
5531607	16C7	HICKS, ADAM C	16 PRECINCT C CO - 16C7	11P-7A	FRI/SAT
5531608	16C8	WILLIAMS, WESLEY	16 PRECINCT C CO - 16C8	11P-7A	SUN/MON
5531609	16C9	CORONADO,ANYIRO	16 PRECINCT C CO - 16C9	11P-7A	MON/TUE
5531610	16C10	WOOLLEY, JILL	16 PRECINCT C CO - 16C10	11P-7A	TUE/WED
5531611	16C1	MEUSE,BRANDON A	16 PRECINCT C CO - 16C11	11P-7A	WED/THU
	S25C		25 PRECINCT C CO SGT		
	25C1		25 PRECINCT C CO		
	25C2		25 PRECINCT C CO		
	25C3		25 PRECINCT C CO		
	25C4		25 PRECINCT C CO		
	25C5		25 PRECINCT C CO		
	25C6		25 PRECINCT C CO		
	25C7		25 PRECINCT C CO		
	25C8		25 PRECINCT C CO		
	25C9		25 PRECINCT C CO		
	25C10		25 PRECINCT C CO		
5533100	SRZ5	NONE	RELIEF ZONE 5 C1 7 & 16 PCT - SGT	10P-6A	WED/THU
5533200	SRZ5	MESSERLY,BENJAMIN J	RELIEF ZONE 5 C2 11 & 12 PCT - SGT	10P-6A	TUE/WED
5533300	SRZ5C3	NONE	RELIEF ZONE 5 C3 - SGT	10P-6A	TUE/WED
5535000	S95E	KECKLEY, SHANE M	ZONE 5 EVENING MIDWATCH - SGT	7P-5A	SUN/TUE
5535001	Z5E1-1	EVANS, DYLAN O.W.	ZONE 5 EVENING MIDWATCH - Z5E1-1	7P-5A	SUN/TUE
5535002	Z5E1-2	STEEL, BRIAN A	ZONE 5 EVENING MIDWATCH - Z5E1-2	7P-5A	SUN/TUE
5535003	Z5E1-3	HAMMEL, TROY M	ZONE 5 EVENING MIDWATCH - Z5E1-3	7P-5A	SAT/MON
5535004	Z5E1-4	LITTLE, JOEL M.	ZONE 5 EVENING MIDWATCH - Z5E1-4	7P-5A	SUN/TUE
5535005	Z5E1	NONE	Z5E1-5 - ABOLISHED	7P-5A	SUN/TUE
5535006	Z5E1-6	GASAWAY, MATTHEW K	ZONE 5 EVENING MIDWATCH - Z5E1-6	7P-5A	SUN/TUE
5535007	Z5E1-7	BRANCH, SCOTT L.	ZONE 5 EVENING MIDWATCH - Z5E1-7	7P-5A	SUN/TUE
5535008	Z5E1-8	SPECK, JON	ZONE 5 EVENING MIDWATCH - Z5E1-8	7P-5A	MON/WED
5535009	Z5E1-9	AMSTUTZ, NATHAN	ZONE 5 EVENING MIDWATCH - Z5E1-9	7P-5A	SAT/MON
5535010	Z5E1-10	BROUSSARD, AISSHA N	ZONE 5 EVENING MIDWATCH - Z5E1-10	7P-5A	MON/WED
5535011	Z5E1-11	FREETAGE, DAVID M	ZONE 5 EVENING MIDWATCH - Z5E1-11	7P-5A	MON/WED
5535012	Z5E1-12	BAKER, MATTHEW B	ZONE 5 EVENING MIDWATCH - Z5E1-12	7P-5A	SAT/MON
5535013	Z5E1-13	BISCHOFF, THOMAS P	ZONE 5 EVENING MIDWATCH - Z5E1-13	7P-5A	SAT/MON
5535100	RS95	YOST, AUTUMN M	ZONE 5 RELIEF EVENING MIDWATCH - SGT	7P-5A	THU/SAT

5-ZONE 990 PLAN
DISPLACEMENT ROSTER

5535101	Z5E2-1	TOMLIN, WESTON C	ZONE 5 RELIEF EVENING MIDWATCH - Z5E2-1	7P-5A	TUE/THU
5535102	Z5E2-2	LAW, JASON W	ZONE 5 RELIEF EVENING MIDWATCH - Z5E2-2	7P-5A	FRI/SUN
5535103	Z5E2-3	HARTRANFT, MEGHAN L	ZONE 5 RELIEF EVENING MIDWATCH - Z5E2-3	7P-5A	TUE/THU
5535104	Z5E2-4	NONE	ZONE 5 RELIEF EVENING MIDWATCH - Z5E2-4	7P-5A	TUE/THU
5535105	Z5E2-5	ADU-OWUSU, ADOLPH K	ZONE 5 RELIEF EVENING MIDWATCH - Z5E2-5	7P-5A	THU/SAT
5535106	Z5E2-6	JONES, JUSTIN M	ZONE 5 RELIEF EVENING MIDWATCH - Z5E2-6	7P-5A	WED/FRI
5535107	Z5E2-7	HALL, RODNEY II L	ZONE 5 RELIEF EVENING MIDWATCH - Z5E2-7	7P-5A	WED/FRI
5535108	Z5E2-8	JACKSON, PHILLIP E	ZONE 5 RELIEF EVENING MIDWATCH - Z5E2-8	7P-5A	THU/SAT
5535109	Z5E2-9	LAZAR, JEFFREY M.	ZONE 5 RELIEF EVENING MIDWATCH - Z5E2-9	7P-5A	WED/FRI
5535110	Z5E2-10	DAVIS,ROBERT A	ZONE 5 RELIEF EVENING MIDWATCH - Z5E2-10	7P-5A	TUE/THU
5535111	Z5E2	BOWMAN, SCOTT F	ZONE 5 RELIEF EVENING MIDWATCH - Z5E2-11	7P-5A	FRI/SUN
5535112	Z5E2	CARRUTHERS,JOSEPH R	ZONE 5 RELIEF EVENING MIDWATCH - Z5E2-12	7P-5A	WED/FRI
5540000	RL5A	NONE	ZONE 5 1ST SHIFT RELIEF LT	7A-3P	TUE/WED
5550000	RL5B	PETTENGILL, HOWARD A	ZONE 5 2ND SHIFT RELIEF LT	3P-11P	WED/THU

City of Columbus, Ohio
Division of Police



6-Zone Proposal

Columbus Division of Police



MINUTES BUSY ON DISPATCHED CALLS FOR SERVICE

2016

Proposal 3

January 1st, 2016 through December 31st, 2016

The following charts break down the total number of minutes busy that were spent by each on officer on dispatched calls for service based on the Zone, Precinct, and Cruiser District that the event was geographically located on and the time of day the event occurred.

Data was ranked citywide with 1 representing the highest number of minutes busy spent on dispatched calls for service.

Grand Total Data was normalized and assigned a Z Value using a mean of 87,600 (minutes) with a standard deviation of 20,485.57. Z Values shown in dark green are below normal while Z values shown in dark red represent values that are above normal. The normal range for Z Values fall between -2 and 2.

Police Zone	Total Number of Minutes Busy on Dispatched Calls for Service					
	A Company	B Company	C Company	Grand Total	Rank	Z Value
Zone 1	1,411,421	2,375,615	1,336,143	5,123,179	3	0.11
Zone 2	1,334,432	2,491,467	1,257,138	5,083,037	5	0.32
Zone 3	1,057,429	2,379,127	1,506,610	5,234,801	2	0.21
Zone 4	1,305,017	2,386,535	1,420,445	5,111,997	4	0.10
Zone 5	1,341,615	2,409,488	1,499,333	5,250,436	1	0.22
Zone 6	1,355,076	2,408,918	1,232,951	4,705,310	6	-0.02

Police Precinct	Total Number of Minutes Busy on Dispatched Calls for Service					
	A Company	B Company	C Company	Grand Total	Rank	Z Value
1 Precinct	375,302	654,170	384,273	1,413,745	6	0.32
2 Precinct	379,635	650,845	382,283	1,412,763	7	0.32
3 Precinct	377,547	592,493	366,588	1,336,628	11	0.07
4 Precinct	219,328	448,555	356,662	1,024,545	22	-0.11
5 Precinct	330,440	598,695	380,304	1,309,439	13	-0.01
6 Precinct	273,094	408,016	180,233	861,343	23	-0.77
7 Precinct	386,867	739,783	415,779	1,542,429	1	0.74
8 Precinct	249,252	565,403	397,286	1,211,941	15	-0.33
9 Precinct	394,606	712,594	399,598	1,506,798	3	0.63
10 Precinct	295,600	708,436	432,640	1,436,676	4	0.40
11 Precinct	351,744	635,857	343,945	1,331,546	12	0.06
12 Precinct	393,467	655,393	319,951	1,368,811	9	0.18
13 Precinct	249,785	413,897	191,613	855,295	24	-0.80
14 Precinct	383,894	664,801	301,150	1,349,845	10	0.12
15 Precinct	300,592	690,239	413,699	1,404,530	8	0.29
16 Precinct	322,157	533,194	346,355	1,201,706	16	-0.37
17 Precinct	303,270	610,424	306,482	1,220,176	14	-0.31
18 Precinct	383,390	662,584	389,354	1,435,328	5	0.39
19 Precinct	270,113	563,444	348,097	1,181,654	18	0.53
20 Precinct	270,299	552,479	266,755	1,089,533	21	0.16
21 Precinct	404,872	735,063	390,713	1,530,648	2	0.71
22 Precinct	302,151	537,816	356,895	1,196,862	17	0.59
23 Precinct	301,952	555,376	292,330	1,149,658	19	0.40
24 Precinct	285,633	561,593	289,635	1,136,861	20	0.35

	A Company	B Company	C Company	All Shifts
Precinct Average	325,208	602,131	343,859	1,271,198
Zone Average	1,300,832	2,408,525	1,375,437	5,084,793
Grand Total of Minutes Busy	7,804,990	14,451,150	8,252,620	30,508,760

P A T R O L Z O N E 1	Cruiser District	Total Number of Minutes Busy on Dispatched Calls for Service					
		A Company	B Company	C Company	Grand Total	Rank	Z Value
	10	76,382	151,260	46,575	274,217	61	0.19
	11	51,121	85,136	43,465	179,722	101	-1.35
	12	68,005	103,906	62,322	234,233	81	-0.46
	13	88,830	153,782	128,484	371,096	5	1.76
	14	90,964	160,086	103,427	354,477	10	1.49
	20	39,259	80,958	53,660	173,877	104	-1.45
	21	81,780	151,354	83,028	316,162	33	0.87
	22	92,812	173,544	110,554	376,910	4	1.86
	23	63,876	97,096	47,396	208,368	88	-0.89
	24	101,908	147,893	87,645	337,446	22	1.21
	60	63,865	92,141	23,293	179,299	102	-1.36
	61	70,955	104,836	59,629	235,420	80	-0.45
	62	80,579	123,341	54,035	257,955	73	-0.08
	63	57,695	87,698	43,276	188,669	99	-1.21
	180	77,774	136,798	84,197	298,769	43	0.59
	181	79,376	143,658	80,713	303,747	42	0.67
	182	80,699	125,320	79,477	285,496	52	0.37
	183	76,011	136,646	68,968	281,625	55	0.31
	184	69,530	120,162	75,999	265,691	69	0.05

P A T R O L Z O N E 2	Cruiser District	Total Number of Minutes Busy on Dispatched Calls for Service					
		A Company	B Company	C Company	Grand Total	Rank	Z Value
	90	80,391	133,281	80,561	294,233	46	0.51
	91	81,874	155,521	90,320	327,715	26	1.06
	92	84,700	144,595	84,273	313,568	37	0.83
	93	87,102	165,436	90,396	342,934	18	1.30
	94	60,539	113,761	54,048	228,348	83	-0.56
	140	81,992	172,591	56,788	311,371	38	0.79
	141	76,872	119,539	45,667	242,078	76	-0.34
	142	88,232	160,014	68,016	316,262	32	0.87
	143	81,620	119,531	84,255	285,406	53	0.37
	144	55,178	93,126	46,424	194,728	96	-1.11
	200	30,687	68,898	34,492	134,077	111	-2.09
	201	75,545	167,196	72,966	315,707	34	0.86
	202	70,991	161,314	64,148	296,453	44	0.55
	203	93,076	155,071	95,149	343,296	17	1.31
	240	68,428	122,000	77,037	267,465	66	0.08
	241	60,178	148,468	63,636	272,282	63	0.15
	242	88,222	159,567	94,103	341,892	20	1.29
	243	68,805	131,558	54,859	255,222	74	-0.12

P A T R O L Z O N E 3	Cruiser District	Total Number of Minutes Busy on Dispatched Calls for Service					
		A Company	B Company	C Company	Grand Total	Rank	Z Value
	80	56,116	132,446	93,158	281,720	54	0.31
	81	40,885	82,267	43,318	166,470	107	-1.57
	82	58,128	148,395	85,112	291,635	49	0.29
	83	59,458	136,154	99,980	295,592	45	0.35
	84	34,665	66,141	75,718	176,524	103	-1.45
	100	78,567	174,993	114,048	367,608	7	1.71
	101	41,263	114,222	76,847	232,332	82	-0.50
	102	78,422	174,427	100,150	352,999	12	1.47
	103	33,643	83,149	50,324	167,116	106	-1.56
	104	63,705	161,645	91,271	316,621	31	0.88
	150	56,627	139,356	72,768	268,751	65	0.10
	151	40,960	89,490	53,578	184,028	100	-1.28
	152	85,325	183,169	112,481	380,975	2	1.92
	153	52,124	108,740	65,469	226,333	85	-0.59
	154	65,556	169,484	109,403	344,443	16	1.33
	190	62,477	123,625	88,120	274,222	60	0.19
	191	66,632	129,613	79,014	275,259	59	0.20
	192	58,691	121,812	68,937	249,440	75	-0.22
	193	82,313	188,394	112,026	382,733	1	1.95

P A T R O L Z O N E 4	Cruiser District	Total Number of Minutes Busy on Dispatched Calls for Service					
		A Company	B Company	C Company	Grand Total	Rank	Z Value
	30	92,923	134,721	125,817	353,461	11	1.48
	31	83,574	148,648	75,970	308,192	40	0.74
	32	72,187	101,466	63,099	236,752	79	-0.42
	33	76,140	114,223	47,734	238,097	78	-0.40
	34	52,723	93,435	53,968	200,126	91	-1.02
	40	68,340	164,644	112,083	345,067	14	1.34
	41	43,599	93,329	56,389	193,317	97	-1.13
	42	53,466	86,989	56,153	196,608	94	-1.08
	43	53,923	103,593	132,037	289,553	50	0.44
	170	65,195	145,362	63,116	273,673	62	0.18
	171	85,090	171,561	76,547	333,198	24	1.15
	172	38,989	83,043	45,863	167,895	105	-1.54
	173	56,751	107,043	54,222	218,016	86	-0.73
	174	57,245	103,415	66,734	227,394	84	-0.58
	210	86,323	154,141	75,011	315,475	35	0.86
	211	95,172	149,747	91,274	336,193	23	1.19
	212	86,417	142,508	80,748	309,673	39	0.76
	213	56,351	111,716	39,072	207,139	89	-0.91
	214	80,609	176,951	104,608	362,168	8	1.62

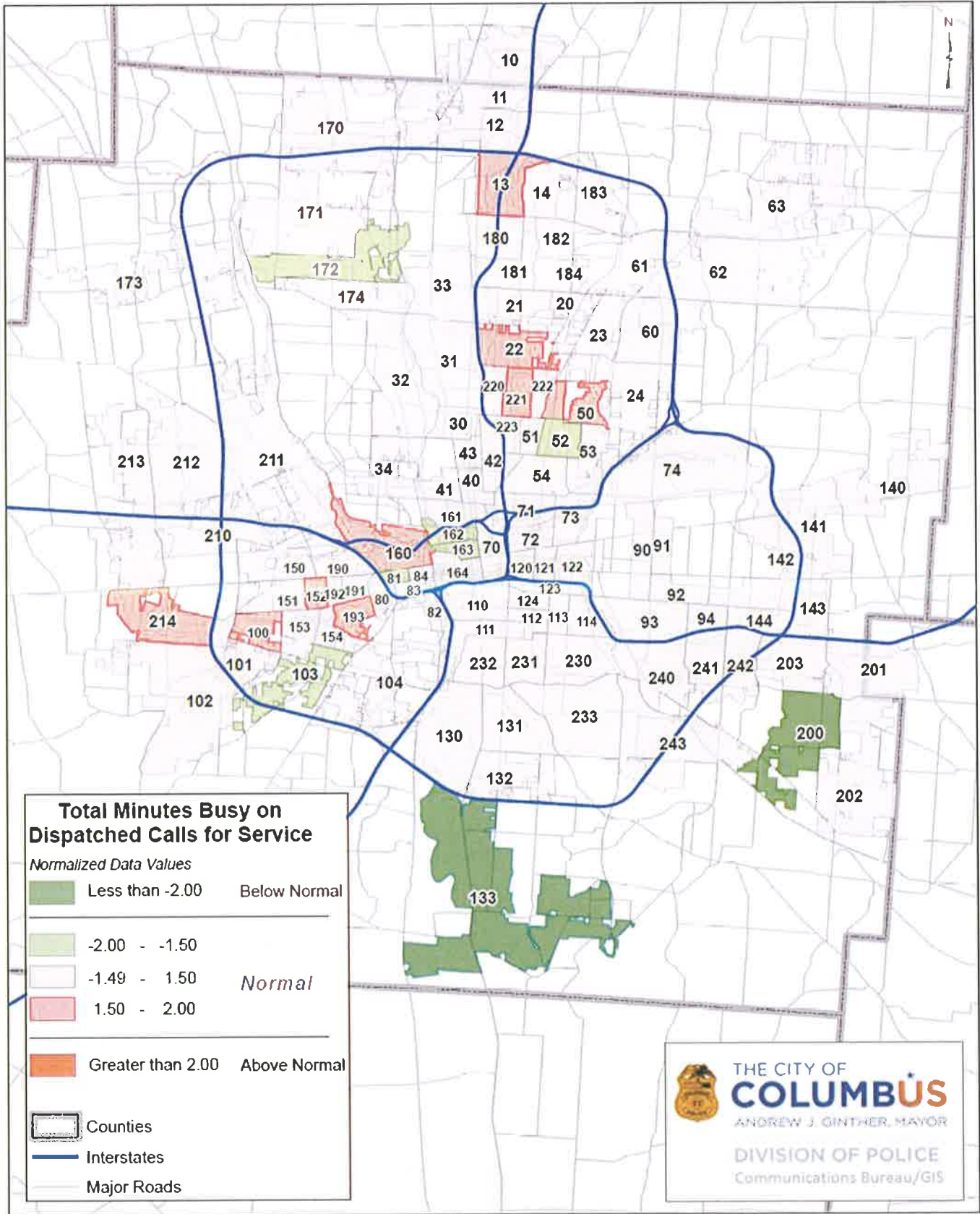
	Cruiser District	Total Number of Minutes Busy on Dispatched Calls for Service					
		A Company	B Company	C Company	Grand Total	Rank	Z Value
P A T R O L Z O N E 5	50	93,099	162,440	113,518	369,057	6	1.73
	51	80,017	156,319	108,283	344,619	15	1.33
	52	43,832	69,906	45,420	159,158	108	-1.69
	53	45,925	101,837	50,391	198,153	93	-1.05
	54	67,567	108,193	62,692	238,452	77	-0.40
	70	85,107	142,034	78,903	306,044	41	0.70
	71	72,598	130,544	75,478	278,620	57	0.26
	72	84,906	170,779	82,910	338,595	21	1.23
	73	69,044	142,576	80,068	291,688	48	0.47
	74	75,212	153,850	98,420	327,482	27	1.05
	160	85,089	187,706	104,261	377,056	3	1.86
	161	67,548	108,817	90,257	266,622	67	0.06
	162	36,403	53,098	52,155	141,656	110	-1.97
	163	49,224	64,178	37,023	150,425	109	-1.83
	164	83,893	119,395	62,659	265,947	68	0.05
	220	75,737	128,461	88,651	292,849	47	0.49
	221	87,128	159,129	110,707	356,964	9	1.53
	222	76,295	120,037	85,182	281,514	56	0.30
223	62,991	130,189	72,355	265,535	70	0.04	

	Cruiser District	Total Number of Minutes Busy on Dispatched Calls for Service					
		A Company	B Company	C Company	Grand Total	Rank	Z Value
P A T R O L Z O N E 6	110	102,843	152,981	72,060	327,884	25	1.06
	111	83,883	146,401	87,291	317,575	30	0.89
	112	67,137	146,081	75,754	288,972	51	0.43
	113	53,039	95,022	57,038	205,099	90	-0.94
	114	44,842	95,372	51,802	192,016	98	-1.15
	120	61,966	87,342	48,862	198,170	92	-1.05
	121	64,891	104,051	43,158	212,100	87	-0.82
	122	94,874	162,737	67,024	324,635	28	1.01
	123	90,950	151,286	72,732	314,968	36	0.85
	124	80,786	149,977	88,175	318,938	29	0.91
	130	67,441	99,609	28,079	195,129	95	-1.10
	131	73,541	120,522	66,118	260,181	71	-0.04
	132	91,595	169,549	84,214	345,358	13	1.34
	133	17,208	24,217	13,202	54,627	112	-3.39
	230	72,564	135,887	67,045	275,496	58	0.21
	231	63,090	120,772	75,296	259,158	72	-0.06
	232	87,836	169,284	85,772	342,892	19	1.30
	233	78,462	129,433	64,217	272,112	64	0.15

Number of Minutes Busy Z Value Shading

Values less than -2.00	Below Normal
Values from -1.50 to -2.00	Normal
Values from -1.50 to 1.50	
Values from 1.50 - 2.00	Above Normal
Values greater than 2.00	

Proposal 3 - 2016 Total Number of Minutes Busy on Dispatched Calls for Service



Total Number of Dispatched Calls for Service

2016

The following charts break down the total number of dispatched calls for service based on the Zone, Precinct, and Cruiser District that the event was geographically located on and the time of day the event occurred.

Data was ranked citywide with 1 representing the highest number of dispatched calls for service.

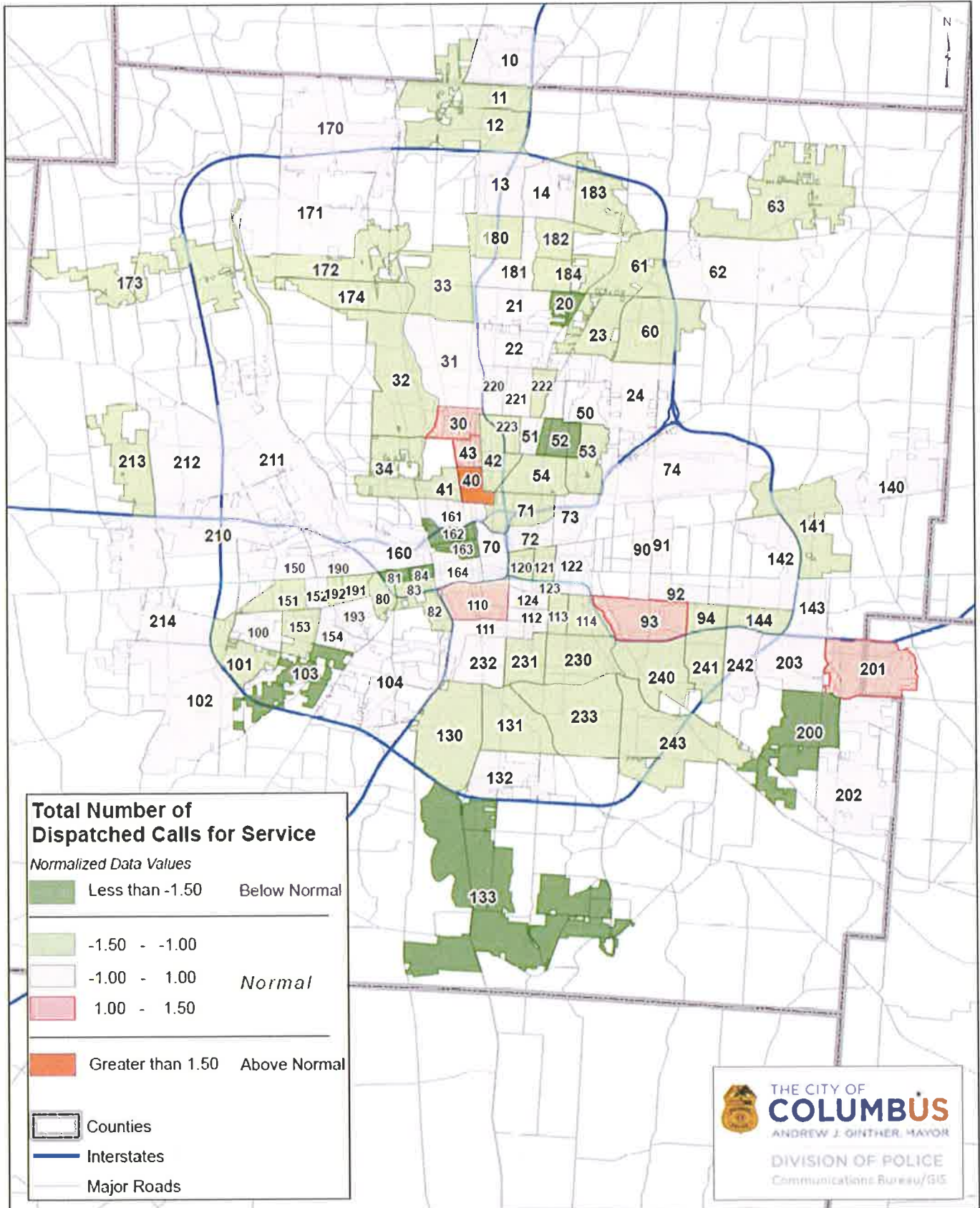
Grand Total Data was normalized and assigned a Z Value using a mean of 3,902.324 (Calls for Service) with a standard deviation of 1489.619. Z Values shown in dark green are below normal while Z values shown in dark red represent values that are above normal. The normal range for Z Values fall between -1.5 and 1.5.

Police Zone	Total Number of Dispatched Calls for Service					
	A Company	B Company	C Company	Grand Total	Rank	Z Value
Zone 1	19,655	29,548	16,233	65,436	4	-0.31
Zone 2	19,069	30,402	18,695	68,166	2	-0.08
Zone 3	18,056	29,210	16,035	63,301	5	-0.38
Zone 4	20,947	31,296	20,351	72,594	1	-0.05
Zone 5	20,187	29,094	18,146	67,427	3	-0.24
Zone 6	17,803	27,855	15,455	61,113	6	-0.34

Police Precinct	Total Number of Dispatched Calls for Service					
	A Company	B Company	C Company	Grand Total	Rank	Z Value
1 Precinct	5,174	7,626	4,184	16,984	12	-0.34
2 Precinct	5,163	7,960	4,599	17,722	9	-0.24
3 Precinct	6,015	8,399	5,064	19,478	4	0.00
4 Precinct	4,239	6,041	5,943	16,223	15	0.10
5 Precinct	4,526	6,846	4,227	15,599	17	-0.53
6 Precinct	4,231	5,965	2,943	13,139	23	-0.41
7 Precinct	6,073	8,753	5,764	20,590	1	0.14
8 Precinct	3,692	6,533	3,853	14,078	22	-0.73
9 Precinct	5,548	8,884	5,630	20,062	2	0.07
10 Precinct	4,467	7,606	4,221	16,294	14	-0.43
11 Precinct	5,324	7,956	5,020	18,300	5	-0.16
12 Precinct	5,548	8,099	4,427	18,074	7	-0.19
13 Precinct	2,929	4,922	2,274	10,125	24	-0.92
14 Precinct	5,411	8,185	4,529	18,125	6	-0.19
15 Precinct	5,358	8,042	4,372	17,772	8	-0.23
16 Precinct	5,307	6,875	4,662	16,844	13	-0.36
17 Precinct	4,759	7,736	4,512	17,007	11	-0.34
18 Precinct	5,087	7,997	4,507	17,591	10	-0.26
19 Precinct	4,539	7,029	3,589	15,157	18	-0.08
20 Precinct	4,224	6,835	4,560	15,619	16	0.00
21 Precinct	5,934	9,120	4,832	19,886	3	0.05
22 Precinct	4,281	6,620	3,493	14,394	20	-0.20
23 Precinct	4,002	6,878	3,734	14,614	19	-0.17
24 Precinct	3,886	6,498	3,976	14,360	21	-0.21

	A Company	B Company	C Company	All Shifts
Precinct Average	4,822	7,392	4,371	16,585
Zone Average	19,286	29,568	17,486	66,340
Grand Total	115,717	177,405	104,915	398,037

Proposal 3 - 2016 Total Number of Dispatched Calls for Service



The following charts break down the total population, total number of households, and total number of Part 1 Violent Crimes by Zone, Precinct, and Cruiser District.

Per capita data was ranked citywide with 1 representing the highest rate of violent crime per capita. Per capita rates were determined using 1,000 people per Cruiser District, 10,000 people per Precinct, and 100,000 people per Zone.

Per capita data was also normalized and assigned a Z Value using the appropriate mean and standard deviation. Z Values shown in green are below normal while Z values shown in red represent values that are above normal. The normal ranges for Z Values fall between 0 and 1 when each cruiser district is compared to the averages of the other cruiser districts citywide.

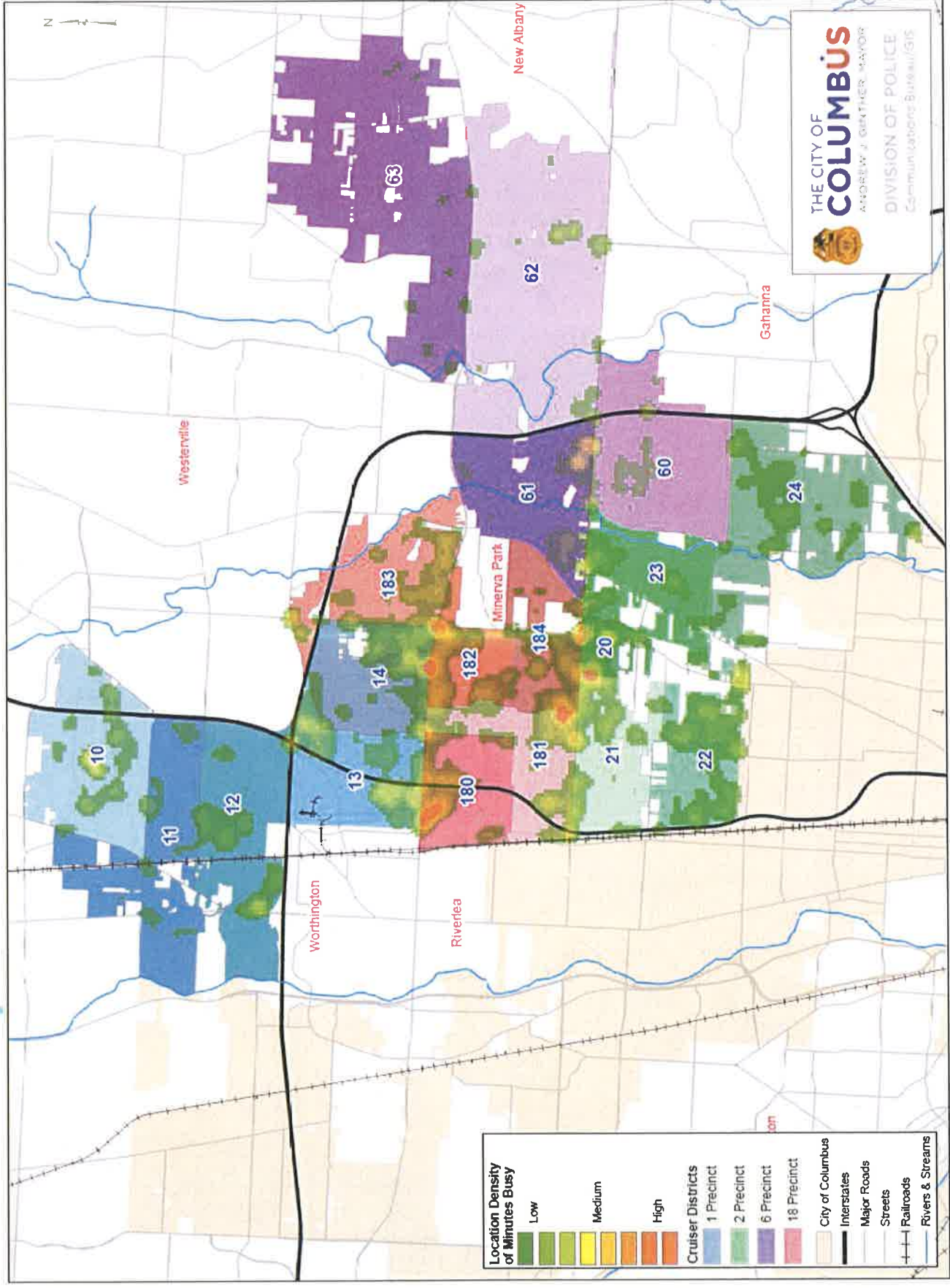
Police Zone	Population and Part 1 Violent Crime Data					
	2010 Population	Total Number of Households	Total Number of Part 1 Violent Crimes	Per capita Rate of 100,000 people	Rank	Z Value
Zone 1	182,028	85,749	781	429.05	5	-0.93
Zone 2	150,597	71,161	935	620.86	4	-0.52
Zone 3	99,981	41,961	1,117	1117.21	3	0.53
Zone 4	260,253	120,643	630	242.07	6	-1.33
Zone 5	69,318	36,747	1,095	1,579.68	1	1.51
Zone 6	73,339	36,293	888	1210.82	2	0.73

Police Precinct	Population and Part 1 Violent Crime Data					
	2010 Population	Total Number of Households	Total Number of Part 1 Violent Crimes	Per capita Rate of 10,000 people	Rank	Z Value
1 Precinct	49,093	23,378	178	36.26	20	-0.89
2 Precinct	41,386	19,164	267	64.51	14	-0.49
3 Precinct	64,429	33,955	148	22.97	21	-1.08
4 Precinct	33,308	11,828	234	70.25	13	-0.41
5 Precinct	19,266	8,413	339	175.96	3	1.10
6 Precinct	48,022	23,451	98	20.41	22	-1.12
7 Precinct	19,145	11,288	293	153.04	6	0.78
8 Precinct	9,474	4,555	281	296.60	1	2.83
9 Precinct	31,633	15,939	308	97.37	11	-0.02
10 Precinct	52,724	20,660	231	43.81	18	-0.78
11 Precinct	20,456	11,285	302	147.63	7	0.70
12 Precinct	15,873	9,082	249	156.87	5	0.83
13 Precinct	20,502	7,718	120	58.53	15	-0.57
14 Precinct	46,438	22,764	220	47.37	17	-0.73
15 Precinct	22,903	10,360	301	131.42	9	0.47
16 Precinct	14,133	8,944	176	124.53	10	0.37
17 Precinct	87,587	42,148	99	11.30	24	-1.25
18 Precinct	43,527	19,756	238	54.68	16	-0.63
19 Precinct	14,880	6,386	304	204.30	2	1.51
20 Precinct	47,048	19,994	177	37.62	19	-0.87
21 Precinct	74,929	32,712	149	19.89	23	-1.13
22 Precinct	16,774	8,102	287	171.10	4	1.03
23 Precinct	16,508	8,208	217	131.45	8	0.47
24 Precinct	25,478	12,464	230	90.27	12	-0.12

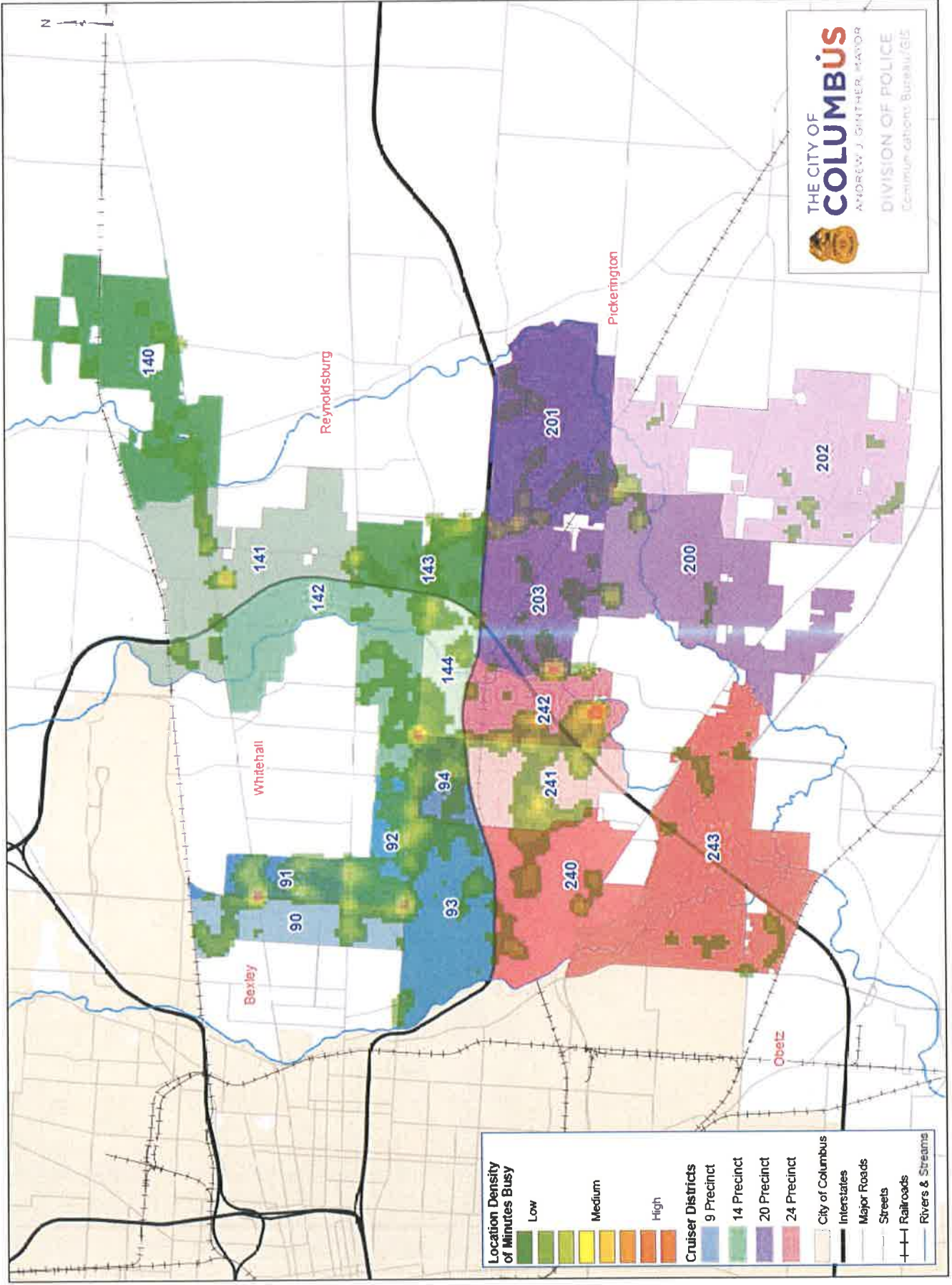
	2010 Population	Total Number of Households	Total Number of Part 1 Violent Crimes	Per capita Rate	
Precinct Average	34,813	16,356	227	98.67	<i>of 10,000 people</i>
Zone Average	139,253	65,426	908	866.62	<i>of 100,000 people</i>
Citywide Grand Total	835,516	392,554	5,446	5,199.69	<i>of 100,000 people</i>

Proposal 3

Zone 1 Cruiser District Boundaries and Location Density of Minutes Busy

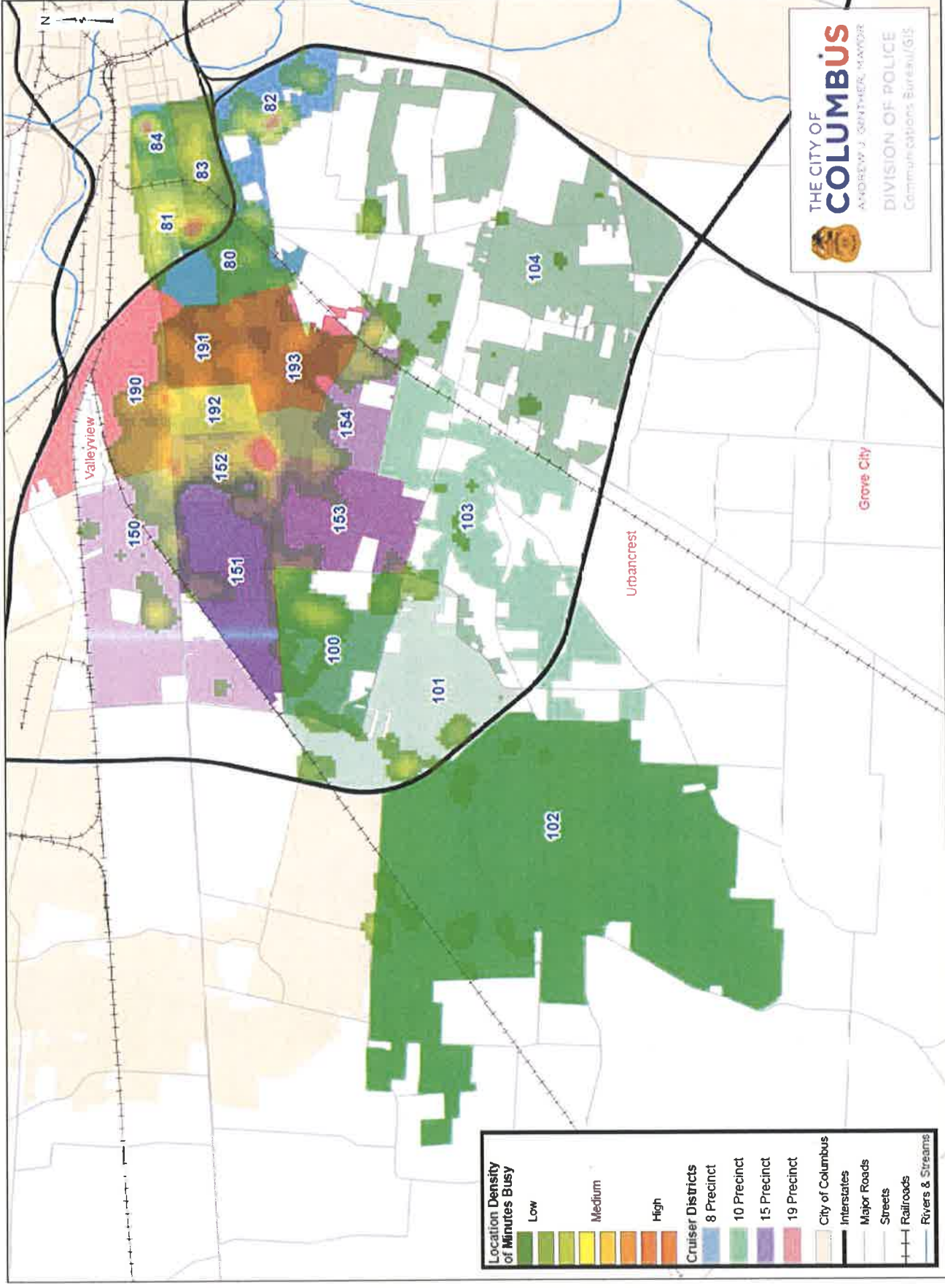


Zone 2 Cruiser District Boundaries and Location Density of Minutes Busy

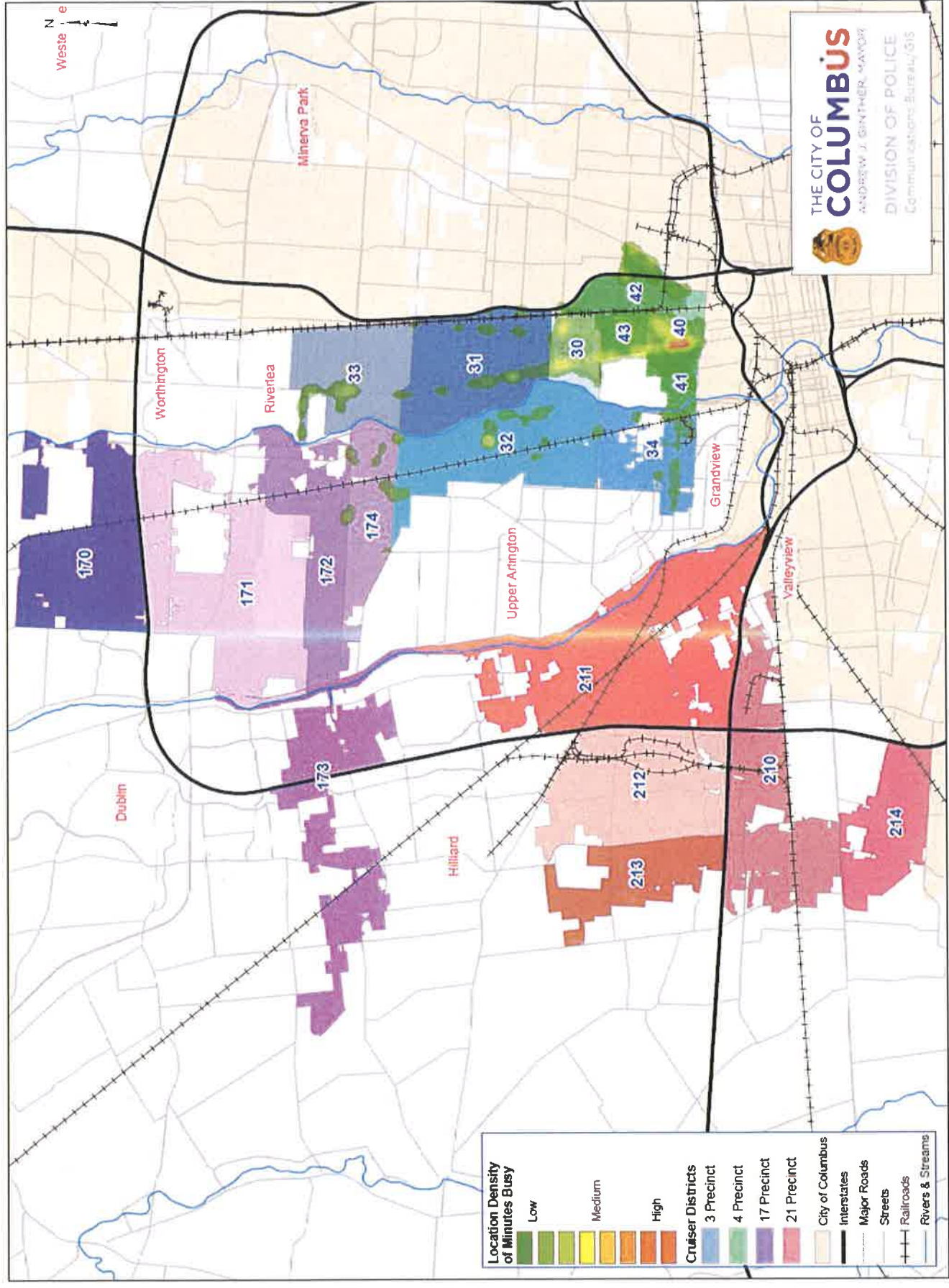


Proposal 3

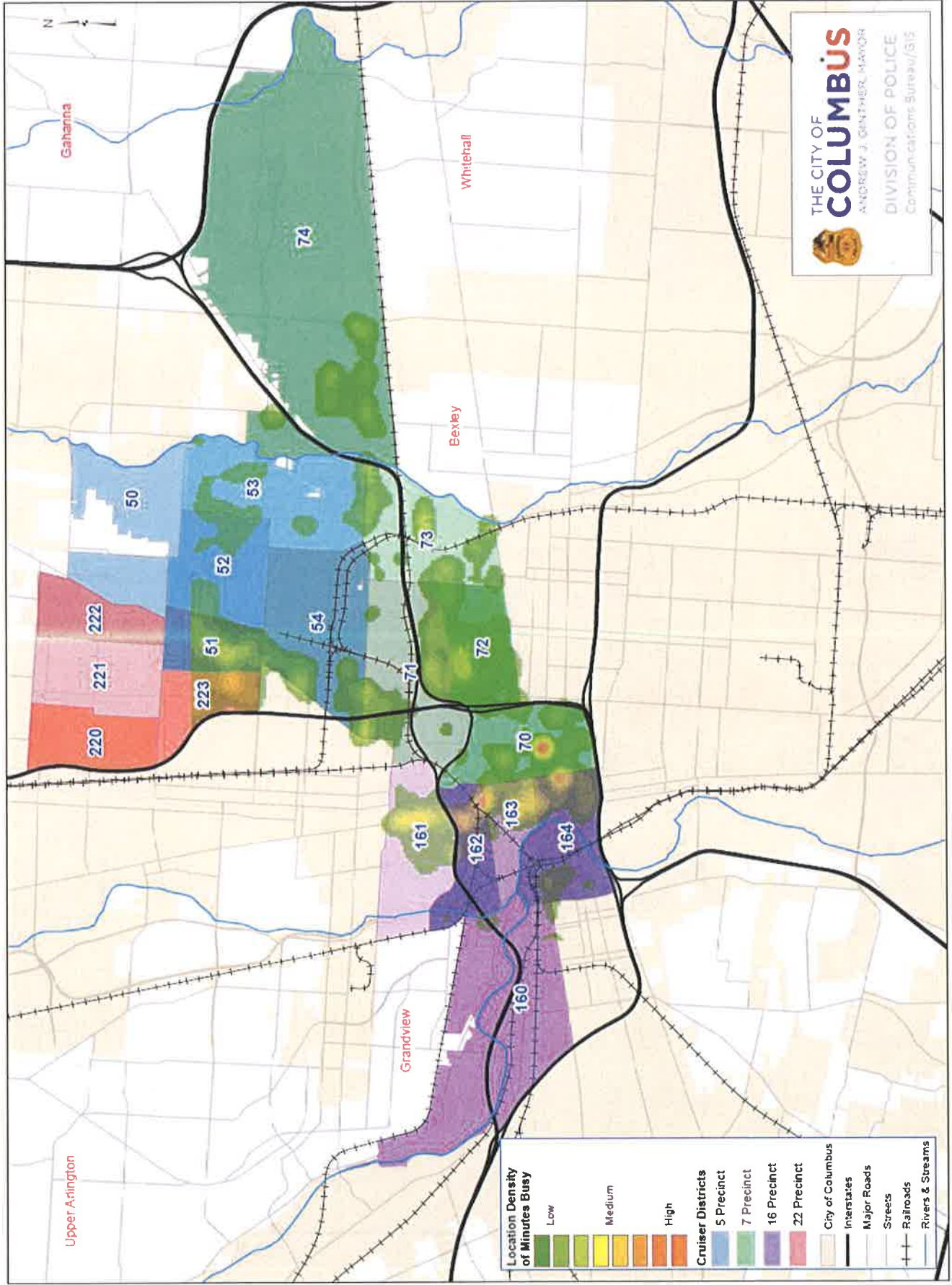
Zone 3 Cruiser District Boundaries and Location Density of Minutes Busy



Zone 4 Cruiser District Boundaries and Location Density of Minutes Busy

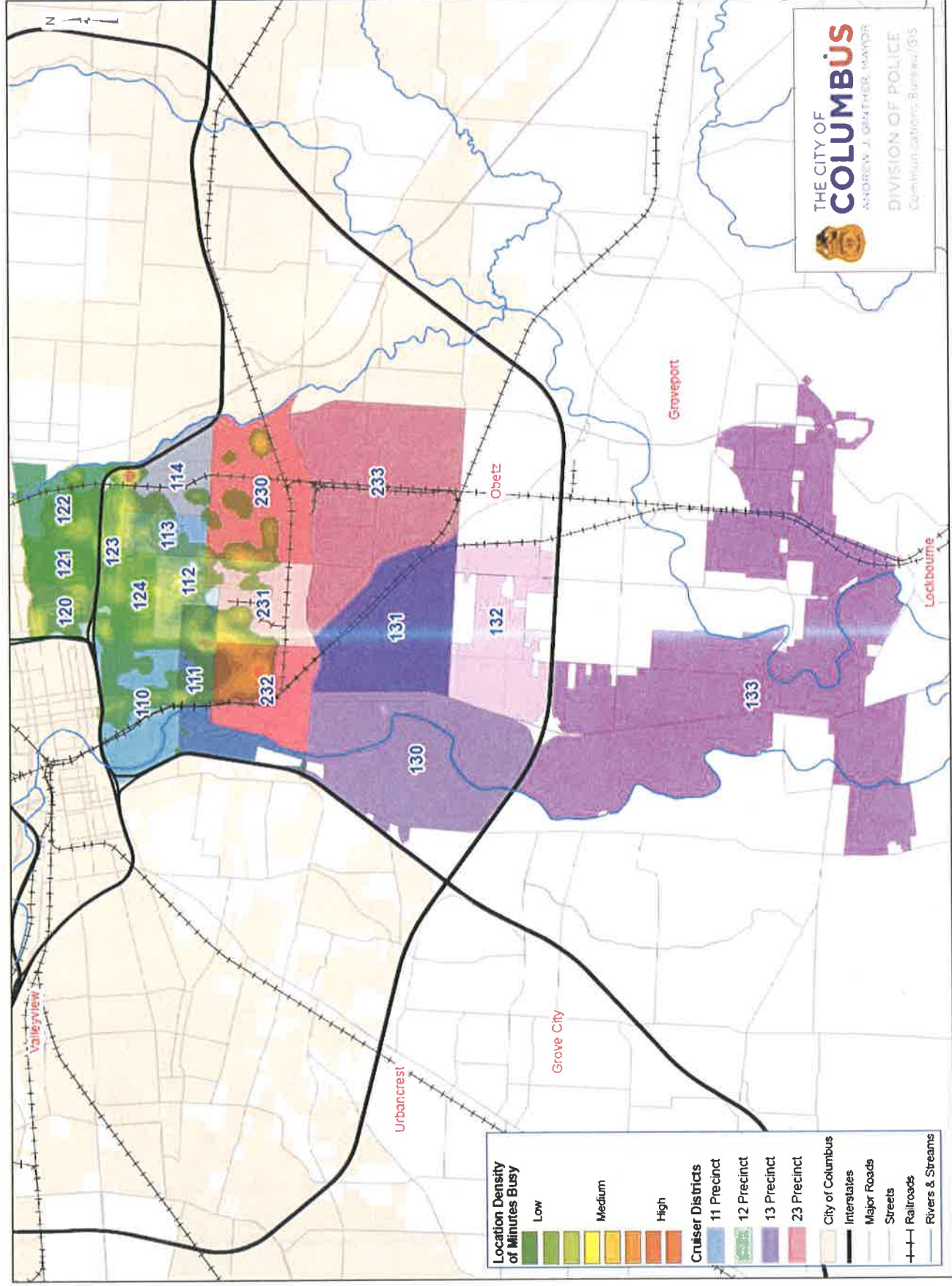


Zone 5 Cruiser District Boundaries and Location Density of Minutes Busy



Proposal 3

Zone 6 Cruiser District Boundaries and Location Density of Minutes Busy



City of Columbus, Ohio
Division of Police



6-Zone 990 Staff Chart

6-ZONE PLAN
February 3, 2017

RECOMMENDED STAFFING AT 990

ZONE 1		# CD AUTH		NOTES	ZONE 2		# CD AUTH	NOTES	ZONE 3		# CD AUTH	NOTES	ZONE 4		# CD AUTH	NOTES	ZONE 5		# CD AUTH	NOTES	ZONE 6		# CD AUTH	NOTES	
A	1	5	9		9	5	9		8	4	7		3	5	9		5	5	9		11	5	9		Sergeants
	2	4	7		14	5	9		10	5	9		4	4	7		7	5	9		12	5	9		Lieut's
	6	5	9		20	4	7		15	5	9		17	5	9		16	5	11	WC	13	4	7		
	18	5	9		24	4	7		19	4	7		21	5	11	Marine PK	22	4	7		23	5	9		
Total			34				32				32				36				36				34		A Co
DMW/ A			6		DMW/ A		7		DMW/ A		6		DMW/ A		6		DMW/ A		6		DMW/ A		6		DMW/
DMW/ B			6		B		7		B		8		B		8		B		8		B		6		
Total	19		46				18				46			19	50				19				48		Total
B		1	5	14	WC		9	5	14	WC		8	4	11		3	5	14	WC		5	5	14	WC	Sergeants
	2	4	13	WC		14	5	14	WC		10	5	14	WC		4	4	13	WC		7	5	14	WC	Lieut's
	6	5	13		20	4	11		15	5	14	WC	17	5	13		16	5	13		13	4	13	WC	
	18	5	13		24	4	11		19	4	13	WC	21	5	13		22	4	13	WC	23	5	13		
Total			53				50				52			53					54				54		B Co
CRT			8		CRT		8		CRT		8		CRT/CWC		12		CRT		12		CRT		8		CRT/CWC
Total			61				58				60			65					62				62		Total
C		1	5	10		9	5	10		8	4	8		3	5	10		5	5	10		11	5	10	Sergeants
	2	4	8		14	5	10		10	5	10		4	4	8		7	5	10		12	5	10		Lieut's
	6	5	10		20	4	8		15	5	10		17	5	10		16	5	10		13	4	8		
	18	5	10		24	4	8		19	4	8		21	5	10		22	4	8		23	5	10		
Total			38				36				36			38					38				38		C Co
EMW/ A			11	WC	EMW/ A		12	WC	EMW/ A		10		EMW/ A		9		EMW/ A		9		EMW/ A		9		WC
EMW/ B			9		B		10		B		9		B		8		B		8		B		8		EMW/
Total			58				58				55			55					59				59		Total
OVERALL			165				162				161			170					169				163		990

City of Columbus, Ohio
Division of Police



6-Zone 990 Analysis

6-ZONE 990 PLAN - STAFFING ANALYSIS

DISPLACEMENT

OFFICERS

	2016		New		Difference	Change Reporting Location
	Authorized Strength	Authorized Strength	Authorized Strength	Authorized Strength		
ZONE 1	186	165			-21	38
ZONE 2	193	162			-31	0
ZONE 3	201	161			-40	0
ZONE 4	193	170			-23	0
ZONE 5	199	169			-30	0
ZONE 6	0	163			163	0
	972	990			18	38

Total # of 2016 positions abolished
Total # of new positions created

187
205 (Plus an additional Commander)

NEW PRECINCT REPORTING LOCATIONS

Zone 1 MM Units	5030 Uhly Road (Eventually move into new 1 Substation)
Zone 1 CRT	1120 Morse Road (Eventually move into new 1 Substation or Karl/Morse)
21 PCT	1000 N. Hague Avenue
22 PCT	1371 Cleveland Avenue
23 PCT	544 Woodrow Ave
24 PCT	3022 Winchester Pike
Zone 6 MM Units	950 E. Main Street
Zone 6 CRT	544 Woodrow Ave
Zone 2 CRT	2500 Park Crescent Drive

SERGEANTS

	2016		New		Difference	CHANGE REPORT LOCATION
	Authorized Strength	Authorized Strength	Authorized Strength	Authorized Strength		
A Co	30	24			-6	
DMW	5	12			7	
B Co	34	36			2	
EMW	11	12			1	
C Co	30	30			0	
	110	114			4	0

Relief Factor Calculations

Baseline relief factor recommendation is 1.9 for 5-8 hour shifts

1st shift units
2nd shift units
3rd shift units

Relief Factor	
1.9	Fractional numbers rounded down due to service demand 20% below mean
2.4	Service Demand 47% above mean. 26% increase in personnel/span of control capped at 14.
1.9	Fractional numbers rounded up due to safety concerns

No value assessment was made on the total number of Walkie Units. The current number of 21 were retained and redeployed. Walkie Units were service demands were the highest on 2nd shift and where foot patrols are practical. No relief factor was added.

No value assessment was made on the total number of personnel assigned to CRT/CWC. Current staffing levels were evenly redeployed.

Midwatch Overlap

Baseline recommendation - 5 DMW units per zone + 8 EMW units per zone
Service Demand peaks between Noon and 2AM with an apex of 58% above mean. 2nd Shift accounts for a 26% increase in personnel. DMW will provide an additional 26% increase and EMW will provide a 42% increase in personnel deployed.

Relief factor for 4-10 hour shifts is 2.7 - adjusted to service demand

DMW 5 units per Zone
EMW 8 units per Zone
Zone's % of service demand

	# on Zone 1	# on Zone 2	# on Zone 3	# on Zone 4	# on Zone 5	# on Zone 6
DMW	12	14	12 + WC	12 + WC	12	12
EMW	18 + WC	20 + WC	19	17	21	15 + WC
Zone's % of service demand	16.76%	16.66%	16.20%	16.78%	17.21%	16.38%

ANTICIPATED STAFFING LEVEL

Excludes CRT/CWC/Marine PK

	Sun	Mon	Tue	Wed	Thu	Fri	Sat
A Co	125	125	143	143	143	143	143
DMW	44	44	34	38	38	38	37
B Co	205	182	210	210	218	235	250
EMW	57	49	53	67	71	71	71
C Co	152	136	144	160	176	176	176
	583	536	584	618	646	663	677

Officers

A Co	DMW	B Co	CRT/CWC	EMW	C Co
204	78	316	52	116	224

Unit Sergeants
Relief Sergeants

24	12	24	6	12	24
----	----	----	---	----	----

Lieutenants
Relief Lieutenants

6		6			6
1		1			1

UNIT STRUCTURE

Unit Days Off Template

	Sun	Mon	Tue	Wed	Thu	Fri	Sat
1	X						
2		X					
3			X				
4				X			
5					X		
6						X	
7	X						X
8	X	X					
9			X				
10			X				
11				X			
12					X		
WALKIE	X	X					
WALKIE	X	X					

Unit Days Off Template

	Sun	Mon	Tue	Wed	Thu	Fri	Sat
1	X	X	X	X			
2		X	X	X	X		
3			X	X	X		
4				X	X	X	
5					X	X	X
6	X					X	X
7	X	X					X
8	X	X	X				
9		X	X	X			
10			X	X	X		
11				X	X	X	
12					X	X	X
13	X					X	X
14	X	X					X
WALKIE	X	X	X				
WALKIE	X	X	X				

City of Columbus, Ohio
Division of Police



6-Zone 972 Staff Chart

6-ZONE PLAN
February 3, 2017

PROPOSED STAFFING AT 972

ZONE 1		# CD AUTH	NOTES	ZONE 2		# CD AUTH	NOTES	ZONE 3		# CD AUTH	NOTES	ZONE 4		# CD AUTH	NOTES	ZONE 5		# CD AUTH	NOTES	ZONE 6		# CD AUTH	NOTES		
A	1	5	9			9	5	5	9	9			3	5	9		5	5	9		11	5	9	Sergeants	
	2	4	7			14	5	10	5	9			4	4	7		7	5	9		12	5	9	Lieut's	
	6	5	9			20	4	15	5	9			17	5	9		16	5	11	WC	13	4	7		
	18	5	9			24	4	19	4	7			21	5	11	Marine PK	22	4	7		23	5	9		
Total			34							32					36				36				34	A Co	
DMW/ A			6			DMW/A				6			DMW/A		6				6			6	6	DMW/	
DMW/ B			7			B				7			B		7				7			6	6		
Total			19			18				45			19		49				19				48	Total	
B		1	5	14	WC			9	5	14	WC			3	5	14	WC			5	5	14	WC	Sergeants	
	2	4	13	WC				14	5	14	WC			4	4	13	WC			7	5	14	WC	Lieut's	
	6	5	13			20	4	15	5	14	WC			17	5	13				16	5	13			
	18	5	13			24	4	19	4	13	WC			21	5	13				22	4	13	WC		
Total			53							52					53								54	B Co	
CRT			5			CRT				5			CRT/CWC		10							5	5	CRT/CWC	
Total			58							57					63								59	Total	
C		1	5	10				9	5	10				3	5	10				5	5	10		Sergeants	
	2	4	8			14	5	10	5	10			4	4	8					7	5	10		Lieut's	
	6	5	10			20	4	8	5	10			17	5	10					16	5	10			
	18	5	10			24	4	8	4	8			21	5	10					22	4	8			
Total			38							36					38								38	C Co	
EMW/ A			11	WC		EMW/A				9			EMW/A		8							11	10	WC	
EMW/ B			9			B				9			B		8							9	8	EMW/	
Total			58							54					54							58	Total		
OVERALL			163							161					166								165	161	972

City of Columbus, Ohio
Division of Police



6-Zone @-Current Staff Chart

6-ZONE PLAN
February 3, 2017

STAFFING USING CURRENT MODEL W/112 CDS

ZONE 1		# CD AUTH		NOTES		ZONE 2		# CD AUTH		NOTES		ZONE 3		# CD AUTH		NOTES		ZONE 4		# CD AUTH		NOTES		ZONE 5		# CD AUTH		NOTES		ZONE 6		# CD AUTH		NOTES	
A	1	5	10			9	5	5	10			8	4	8			3	5	10			5	5	10			11	5	10			Sergeants	35		
	2	4	8			14	5	10			10	5	10			4	4	8			7	5	10			12	5	10			Lieut's	7			
	6	5	10			20	4	8			15	5	10			17	5	10			16	5	12	WC		13	4	8							
	18	5	10			24	4	8			19	4	8			21	5	12	Marine PK		22	4	8			23	5	10							
Total			38					36					36					40					40									A Co	228		
DMW A			5			DMW A		5			DMW A		6	WC		DMW A		6	WC		DMW A		5			DMW A						DMW	66		
DMW B			6			B		6			B		5			B		5			B		6			B									
Total			19					47					47					51				19	51					19	49			Total	294		
B	1	5	14	WC		9	5	14	WC		8	4	11			3	5	14	WC		5	5	14	WC		11	5	14	WC			Sergeants	40		
	2	4	13	WC		14	5	14	WC		10	5	14	WC		4	4	13	WC		7	5	14	WC		12	5	14	WC			Lieut's	7		
	6	5	13			20	4	13			15	5	14	WC		17	5	13			16	5	13			13	4	13	WC						
	18	5	13			24	4	13			19	4	13	WC		21	5	13			22	4	13	WC		23	5	13							
Total			53					54					52					53					54									B Co	320		
CRT			8			CRT		8			CRT		8			CRT/CWC		10			CRT		8			CRT						CRT/CWC	50		
Total			61					62					60					63				62									Total	370			
C	1	5	11			9	5	11			8	4	9			3	5	11			5	5	11			11	5	11			Sergeants	40			
	2	4	9			14	5	11			10	5	11			4	4	9			7	5	11			12	5	11			Lieut's	7			
	6	5	11			20	4	9			15	5	11			17	5	11			16	5	11			13	4	9							
	18	5	11			24	4	9			19	4	9			21	5	11			22	4	9			23	5	11							
Total			42					40					40					42					42									C Co	248		
EMW A			11	WC		EMW A		11	WC		EMW A		10			EMW A		10			EMW A		10			EMW A							EMW	120	
EMW B			10			B		10			B		9			B		9			B		10			B					Total	368			
Total			63					61					59					61				62									Total	1032			
OVERALL			173					170					166					175				175									Total	1032			

City of Columbus, Ohio
Division of Police



6-Zone 950 Staff Chart

City of Columbus, Ohio
Division of Police



6-Zone Displacement Roster

6 - ZONE 990 PLAN
DISPLACEMENT ROSTER

Assignment	Call #	Name	Job	Hours	Days Off
		ASSIGNMENT ABOLISHED			
		NEW ASSIGNMENT			
		SHIFT TO ANOTHER BUREAU			
4000000	CHF6	QUINLAN, THOMAS A	PATROL NORTH DEPUTY CHIEF	8A-4P MULTI	SAT/SUN
4100000	CMDR	CAMERON, GARY B	ZONE 1 COMMANDER	8A-4P	SAT/SUN
4110000	L1A	JUSTICE, DAVID N	1ST SHIFT / DMW LIEUTENANT	7A-3P	FRI/SAT
4110100	S1A	BLUBAUGH, JOHN C	1 PRECINCT A CO - SGT	7A-3P	FRI/SAT
4110101	1A1	VOZAR, JEFFERY J	1 PRECINCT A CO - 1A1	7A-3P	SAT/SUN
4110102	1A2	SEEVERS, MARK J	1 PRECINCT A CO - 1A2	7A-3P	SUN/MON
4110103	1A3	KOMISAREK, NATHAN C	1 PRECINCT A CO - 1A3	7A-3P	MON/TUE
4110104	1A4	HOUSEBERG, DANA B	1 PRECINCT A CO - 1A4	7A-3P	TUE/WED
4110105	1A5	FISHER, TRAVIS D	1 PRECINCT A CO - 1A5	7A-3P	WED/THU
4110106	1A6	WARD, ANDREW S	1 PRECINCT A CO - 1A6	7A-3P	THU/FRI
4110107	1A7	KUBIC, JEFFREY E	1 PRECINCT A CO - 1A7	7A-3P	FRI/SAT
4110108	1A8	BROWN, JOHN JR A	1 PRECINCT A CO - 1A8	7A-3P	SAT/SUN
4110109	1A9	RIBAR, JOSEPH B	1 PRECINCT A CO - 1A9	7A-3P	WED/THU
4110110	1A10	SCHIRTZINGER, RICHARD P	1 PRECINCT A CO - 1A10	7A-3P VAR	MON/TUE
4110600	S6A	HOLLIS, TYRONE J	6 PRECINCT A CO - SGT	7A-3P	SUN/MON
4110601	6A1	JOHNSON, JOHN B	6 PRECINCT A CO - 6A1	7A-3P	SAT/SUN
4110602	6A2	VARNEY, ROBERT W	6 PRECINCT A CO - 6A2	7A-3P	SUN/MON
4110603	6A3	ADKINS, JACK K	6 PRECINCT A CO - 6A3	7A-3P VAR	MON/TUE
4110604	6A4	DYER, STEVEN R	6 PRECINCT A CO - 6A4	7A-3P	TUE/WED
4110605	6A5	DRAKE, ANDREW T	6 PRECINCT A CO - 6A5	7A-3P	WED/THU
4110606	6A6	SCHROEDER, MARK D	6 PRECINCT A CO - 6A6	7A-3P	THU/FRI
4110607	6A7	MISCHEL, TODD A	6 PRECINCT A CO - 6A7	7A-3P	FRI/SAT
4110608	6A8	MARSTILLER, MIKE E	6 PRECINCT A CO - 6A8	7A-3P	SUN/MON
4110609	6A9	WINGARD, BRIAN W	6 PRECINCT A CO - 6A9	7A-3P	FRI/SAT
4110610	6A10	POTTER, GREGORY J	6 PRECINCT A CO - 6A10	7A-3P	TUE/WED
4410200	S2A	HALEY, JAMES M	2 PRECINCT A CO - SGT	7A-3P	THU/FRI
4410201	2A1	FORD, LANCE M	2 PRECINCT A CO - 2A1	7A-3P	SAT/SUN
4410202	2A2	COATY, JOHN M	2 PRECINCT A CO - 2A2	7A-3P	SUN/MON
4410203	2A3	SCHWENDEMAN, TONY F	2 PRECINCT A CO - 2A3	7A-3P	MON/TUE
4410204	2A4	ORAHOOD, GARY II D	2 PRECINCT A CO - 2A4	7A-3P	TUE/WED
4410205	2A5	PRUITT, IAN W	2 PRECINCT A CO - 2A5	7A-3P	WED/THU
4410206	2A6	SMITH, DAVID R	2 PRECINCT A CO - 2A6	7A-3P	THU/FRI
4410207	2A7	YANDRICH, DANIEL M	2 PRECINCT A CO - 2A7	7A-3P	FRI/SAT
4410208	2A8	SHOPE, STEVEN A	2 PRECINCT A CO - 2A8	7A-3P	SUN/MON
4410209	2A9	REED, RODNEY D	2 PRECINCT A CO - 2A9	7A-3P	SAT/SUN
4410210	2A10	BURICH, CHRIS	2 PRECINCT A CO - 2A10	7A-3P VAR	TUE/WED
4111800	S18A	MABRY, DUANE M	18 PRECINCT A CO - SGT	6A-2P	FRI/SAT
4111801	18A1	CARRIER, DORAN MICHAEL	18 PRECINCT A CO - 18A1	6A-2P	SAT/SUN
4111802	18A2	NEELY, JEFFREY D	18 PRECINCT A CO - 18A2	6A-2P	SUN/MON
4111803	18A3	KELLOUGH, GREGORY W	18 PRECINCT A CO - 18A3	6A-2P	MON/TUE
4111804	18A4	FULTON, MAUTEZ L	18 PRECINCT A CO - 18A4	6A-2P	TUE/WED
4111805	18A5	LYONS, RANDALL L	18 PRECINCT A CO - 18A5	6A-2P	WED/THU
4111806	18A6	PAXTON, DEBRA A	18 PRECINCT A CO - 18A6	6A-2P	THU/FRI
4111807	18A7	WILLIAMS, RHONDA E	18 PRECINCT A CO - 18A7	6A-2P	FRI/SAT
4111808	18A8	TWITTY, DELLENER M	18 PRECINCT A CO - 18A8	6A-2P	SAT/SUN
4111809	18A9	RIPPEY, SAMUEL R	18 PRECINCT A CO - 18A9	6A-2P	TUE/WED
4111810	18A1	WILLIAMS, SONTINO M	18 PRECINCT A CO - 18A10	6A-2P	WED/THU
4113100	SRZ1	SHEEHAN, JAMES W	RELIEF ZONE 1 A1 - SGT 17 & 18 PCT	6A-2P	WED/THU
4113200	SRZ1	SCHULTZ, WILLIAM C	RELIEF ZONE 1 A2 - SGT 1 & 6 PCT	7A-3P VAR	TUE/WED
4115000	S91D	LEROY, SCOTT D	ZONE 1 DAY MIDWATCH - SGT	9A-7P	SUN/TUE
4115001	Z1D1	MEYER, GREGORY B	ZONE 1 DAY MIDWATCH - Z1D1	9A-7P	SUN/TUE
4115002	Z1D2	FIHE, JOSEPH A	ZONE 1 DAY MIDWATCH - Z1D2	9A-7P	THU/SAT
4115003	Z1D3	HOLTMANN, BENJAMIN J	ZONE 1 DAY MIDWATCH - Z1D3	9A-7P	SUN/TUE
4115004	Z1D4	HOWE, ANDREW C	ZONE 1 DAY MIDWATCH - Z1D4	9A-7P	SUN/TUE
4115005	Z1D5	SHELL, MICHAEL V	ZONE 1 DAY MIDWATCH - Z1D5	9A-7P	MON/WED
4115006	Z1D6	GUNTHER, JASON L	ZONE 1 DAY MIDWATCH - Z1D6	9A-7P	MON/WED
	S91D-B				

6 - ZONE 990 PLAN
DISPLACEMENT ROSTER

4115007	Z1D7	YONEK, AARON M	ZONE 1 DAY MIDWATCH - Z1D7	9A-7P	MON/WED
4115008	Z1D8	ULRICH, MARCIA M	ZONE 1 DAY MIDWATCH - Z1D8	9A-7P	MON/WED
4115009	Z1D9	DIXON, ROBERT R	ZONE 1 DAY MIDWATCH - Z1D9	9A-7P	TUE/THU
4115010	Z1D10	CAMPBELL, STEPHEN E	ZONE 1 DAY MIDWATCH - Z1D10	9A-7P	WED/FRI
4115011	Z1D11	CRAMBLETT, TODD A	ZONE 1 DAY MIDWATCH - Z1D11	9A-7P	THU/SAT
4115012	Z1D12	HEINZMAN, ROBERT A	ZONE 1 DAY MIDWATCH - Z1D12	9A-7P	THU/SAT
4115013	Z1D13	HAMMERBERG, DAVID W	ZONE 1 DAY MIDWATCH - Z1D13	9A-7P	FRI/SUN
4115014	Z1D14	WINCHELL, KEVIN M	ZONE 1 DAY MIDWATCH - Z1D14	9A-7P	SAT/MON
4120000	L1B	WAGNER, SCOTT L	2ND SHIFT LIEUTENANT	3P-11P	SUN/MON
4120100	S1B	HARRIS, MATT E	1 PRECINCT B CO - SGT	3P-11P	FRI/SAT
4120101	1B1	FRISCH, JAIME L	1 PRECINCT B CO - 1B1	3P-11P	SAT/SUN
4120102	1B2	WISE, ERIC J	1 PRECINCT B CO - 1B2	3P-11P	SUN/MON
4120103	1B3	BONNER, MATTHEW M	1 PRECINCT B CO - 1B3	3P-11P	MON/TUE
4120104	1B4	MCCOOL, CORY	1 PRECINCT B CO - 1B4	3P-11P	TUE/WED
4120105	1B5	HACKNEY, DONALD	1 PRECINCT B CO - 1B5	3P-11P	WED/THU
4120106	1B6	VELIE, LUKE A	1 PRECINCT B CO - 1B6	3P-11P	THU/FRI
4120107	1B7	FERGUSON, GEORGE W	1 PRECINCT B CO - 1B7	3P-11P	FRI/SAT
4120108	1B8	TURNER, THEODIS III N	1 PRECINCT B CO - 1B8	3P-11P	SUN/MON
4120109	1B9	PEPPER, SHAWN	1 PRECINCT B CO - 1B9	3P-11P	MON/TUE
4120110	1B10	VELALIS, NIKOLAOS	1 PRECINCT B CO - 1B10	3P-11P	TUE/WED
4120111	1B11	BRUGGEMAN, NATHAN	1 PRECINCT B CO - 1B11	3P-11P VAR	THU/FRI
4120112	1B12	CALDWELL, FALESHA	1 PRECINCT B CO - 1B12	3P-11P VAR	TUE/WED
	1B13		1 PRECINCT B CO WALKIE		
	1B14		1 PRECINCT B CO WALKIE		
4120113	1B13	STEWART, KEVIN A.	1 PRECINCT B CO - 1B13	3P-11P VAR	TUE/WED
4120600	S6B	GRAHAM, CHRISTOPHER M	6 PRECINCT B CO - SGT	3P-11P	SUN/MON
4120601	6B1	CAVENER, JOSHUA N	6 PRECINCT B CO - 6B1	3P-11P	SAT/SUN
4120602	6B2	RANDLE, JONATHAN P	6 PRECINCT B CO - 6B2	3P-11P	SUN/MON
4120603	6B3	BAUGHN, THOMAS R	6 PRECINCT B CO - 6B3	3P-11P	MON/TUE
4120604	6B4	ROMINE, EVAN N	6 PRECINCT B CO - 6B4	3P-11P	TUE/WED
4120605	6B5	HERNANDEZ, PATRICK M	6 PRECINCT B CO - 6B5	3P-11P	WED/THU
4120606	6B6	HALL, BARRY A	6 PRECINCT B CO - 6B6	3P-11P	THU/FRI
4120607	6B7	SIMMONS, STEVE G	6 PRECINCT B CO - 6B7	3P-11P	FRI/SAT
4120608	6B8	CALLANDER, ADAM M	6 PRECINCT B CO - 6B8	3P-11P	SUN/MON
4120609	6B9	DICKSON, JAMES R	6 PRECINCT B CO - 6B9	3P-11P	MON/TUE
4120610	6B10	MARSHALL, BILLY JR D	6 PRECINCT B CO - 6B10	3P-11P	TUE/WED
4120611	6B11	WOLFE, JONATHAN	6 PRECINCT B CO - 6B11	3P-11P VAR	MON/TUE
4120612	6B12	BROWN, DANIEL W	6 PRECINCT B CO - 6B12	3P-11P VAR	THU/FRI
4120613	6B13	BRIGNER, SAMANTHA	6 PRECINCT B CO - 6B13	3P-11P VAR	WED/THU
4420200	S2B	CUMMINGS, JAMES C	2 PRECINCT B CO - SGT	3P-11P	FRI/SAT
4420201	2B1	REDDAE, DEMSAS B	2 PRECINCT B CO - 2B1	3P-11P	SAT/SUN
4420202	2B2	SPIEKERMAN, GLEN	2 PRECINCT B CO - 2B2	3P-11P	SUN/MON
4420203	2B3	HARMON, CARL	2 PRECINCT B CO - 2B3	3P-11P	MON/TUE
4420204	2B4	SWEENEY, BRIAN	2 PRECINCT B CO - 2B4	3P-11P	TUE/WED
4420205	2B5	HOWARD, NATHAN	2 PRECINCT B CO - 2B5	3P-11P	WED/THU
4420206	2B6	BOGARD, JOSEPH	2 PRECINCT B CO - 2B6	3P-11P	THU/FRI
4420207	2B7	SLIVANYA, LAURA L	2 PRECINCT B CO - 2B7	3P-11P	FRI/SAT
4420208	2B8	BRYANT, RONALD	2 PRECINCT B CO - 2B8	3P-11P	TUE/WED
4420209	2B9	COVEY, AUSTIN D	2 PRECINCT B CO - 2B9	3P-11P	WED/THU
4420210	2B10	BOVOTTI, JARED	2 PRECINCT B CO - 2B10	3P-11P	MON/TUE
4420211	2B11	SPECHT, JONATHAN D	2 PRECINCT B CO - 2B11 WALKIE	3P-11P	SUN/MON
4420212	2B12	SPRINGER III, DONALD E	2 PRECINCT B CO - 2B12 WALKIE	3P-11P	SUN/MON
4420213	2B13	JOHNSON, EMILY K	2 PRECINCT B CO - 2B13	3P-11P VAR	TUE/WED
4420214	2B14	TATE, ROBERT A	2 PRECINCT B CO - 2B14	3P-11P VAR	WED/THU
4420215	2B15	CALDWELL, MATTHEW S	2 PRECINCT B CO - 2B15	3P-11P VAR	SUN/MON
4121800	S18B	DURAN, EUGENE A	18 PRECINCT B CO - SGT	2P-10P	SAT/SUN
4121801	18B1	KELLER, TIMOTHY D	18 PRECINCT B CO - 18B1	2P-10P	SAT/SUN
4121802	18B2	GILLESPIE, JAMES D	18 PRECINCT B CO - 18B2	2P-10P	SUN/MON
4121803	18B3	LINCOLN, JEFFREY	18 PRECINCT B CO - 18B3	2P-10P	MON/TUE
4121804	18B4	CARROLL, MATTHEW	18 PRECINCT B CO - 18B4	2P-10P	TUE/WED
4121805	18B5	FOWLER, RYAN J	18 PRECINCT B CO - 18B5	2P-10P	SAT/SUN

6 - ZONE 990 PLAN
DISPLACEMENT ROSTER

4121806	18B6	URLAUB,JOSHUA	18 PRECINCT B CO - 18B6	2P-10P	THU/FRI
4121807	18B7	HEINZMAN, DIANNA R	18 PRECINCT B CO - 18B7	2P-10P	FRI/SAT
4121808	18B8	GETZINGER,AARON A	18 PRECINCT B CO - 18B8	2P-10P	SUN/MON
4121809	18B9	BLOOD,SEAN E	18 PRECINCT B CO - 18B9	2P-10P	TUE/WED
4121810	18B10	STALLINGS,ALEXANDER	18 PRECINCT B CO - 18B10	2P-10P	WED/THU
4121811	18B1	RICCI, CRAIG	18 PRECINCT B CO - 18B11 WALKIE	2P-10P	SUN/MON
4121812	18B1	STAFFORD, JOHN R	18 PRECINCT B CO - 18B12 WALKIE	2P-10P	SUN/MON
4121813	18B1	TAYLOR,ERRICH JR	18 PRECINCT B CO - 18B13	2P-10P VAR	THU/FRI
4121814	18B1	SMITH,JORDAN L	18 PRECINCT B CO - 18B14	2P-10P VAR	MON/TUE
4121815	18B1	NAGRA,ARJU P	18 PRECINCT B CO - 18B15	2P-10P VAR	WED/THU
4121816	18B1	NONE	18 PRECINCT B CO - 18B16	2P-10P VAR	WED/THU
4123100	SRZ1	ALLI, LINDSEY A	RELIEF ZONE 1 B1 17 & 18 PCT - SGT	2P-10P VAR	MON/TUE
4123200	SRZ1B2	LIEB, CHRISTOPHER J	RELIEF ZONE 1 B2 1 & 6 PCT - SGT	3P-11P	TUE/WED
4125000	--	OBOCZKY, STEPHEN E	COMMUNITY RESPONSE TEAM 1	2P-12A	SUN/TUE
4125001	--	ROWLANDS, STEVE	COMMUNITY RESPONSE TEAM 1	2P-12A	SUN/TUE
4125002	--	MCKEON, KYLE J	COMMUNITY RESPONSE TEAM 1	2P-12A	SUN/TUE
4125003	--	STOUT, TIMOTHY A	COMMUNITY RESPONSE TEAM 1	2P-12A	SUN/TUE
4125004	--	NONE	COMMUNITY RESPONSE TEAM 1	2P-12A	SUN/TUE
4125005	--	FOSTER, RICHARD II W	COMMUNITY RESPONSE TEAM 1	2P-12A	SUN/TUE
4125006	--	HETTINGER, WESLEY R	COMMUNITY RESPONSE TEAM 1	2P-12A	SUN/TUE
4125007	--	ORTEGA, DEMETRIS A	COMMUNITY RESPONSE TEAM 1	2P-12A	SUN/TUE
4125008	--	BOYLE, CHRISTOPHER P	COMMUNITY RESPONSE TEAM 1	2P-12A	SUN/TUE
4125009	--	WEEKLEY, ZACHARY E	COMMUNITY RESPONSE TEAM 1	2P-12A	SUN/TUE
4125010	--	SAMPSON, JEREMY A	COMMUNITY RESPONSE TEAM 1	2P-12A	SUN/TUE
4130000	L1C	WEIR, SMITH	3RD SHIFT LIEUTENANT	11P-7A	SAT/SUN
4130100	S1C	ROSE, BRIAN K	1 PRECINCT C CO - SGT	11P-7A	FRI/SAT
4130101	1C1	GRAHAM, JAY L	1 PRECINCT C CO - 1C1	11P-7A	SAT/SUN
4130102	1C2	BORBA,ANDREW R	1 PRECINCT C CO - 1C2	11P-7A	SUN/MON
4130103	1C3	MELTON,THOMAS	1 PRECINCT C CO - 1C3	11P-7A	MON/TUE
4130104	1C4	BALL,DEREK A	1 PRECINCT C CO - 1C4	11P-7A	TUE/WED
4130105	1C5	MARTIN,ROBERT III	1 PRECINCT C CO - 1C5	11P-7A	WED/THU
4130106	1C6	ADKINS,BENJAMIN D	1 PRECINCT C CO - 1C6	11P-7A	THU/FRI
4130107	1C7	SWORD, SEAN S	1 PRECINCT C CO - 1C7	11P-7A	FRI/SAT
4130108	1C8	GRIECO,SASHA A	1 PRECINCT C CO - 1C8	11P-7A	SUN/MON
4130109	1C9	COX,ANTHONY E	1 PRECINCT C CO - 1C9	11P-7A	MON/TUE
4130110	1C10	MAIER,CORY A.	1 PRECINCT C CO - 1C10	11P-7A	TUE/WED
4130111	1C11	THATCHER,BRIAN K	1 PRECINCT C CO - 1C11	11P-7A	WED/THU
4130600	S6C	WILDERMUTH, JAMES D	6 PRECINCT C CO - SGT	11P-7A	SUN/MON
4130601	6C1	SCHULZ, DAVID M	6 PRECINCT C CO - 6C1	11P-7A	SAT/SUN
4130602	6C2	REICHENBACH,EDWARD J	6 PRECINCT C CO - 6C2	11P-7A	SUN/MON
4130603	6C3	BIEHL,FREDDIE A	6 PRECINCT C CO - 6C3	11P-7A	MON/TUE
4130604	6C4	DRENNING,DAVID A	6 PRECINCT C CO - 6C4	11P-7A	TUE/WED
4130605	6C5	HARP,NATHANIEL D	6 PRECINCT C CO - 6C5	11P-7A	WED/THU
4130606	6C6	WRIGHT,JOSHUA C	6 PRECINCT C CO - 6C6	11P-7A	THU/FRI
4130607	6C7	GOUDY, BRIAN J	6 PRECINCT C CO - 6C7	11P-7A	FRI/SAT
4130608	6C8	NESSLEU,NICHOLAUS D	6 PRECINCT C CO - 6C8	11P-7A	SUN/MON
4130609	6C9	JOHNSON,JONATHAN	6 PRECINCT C CO - 6C9	11P-7A	MON/TUE
4130610	6C10	RUARK JR,JAMES	6 PRECINCT C CO - 6C10	11P-7A	TUE/WED
4130611	6C11	BYRD II,AUSTIN L	6 PRECINCT C CO - 6C11	11P-7A	WED/THU
4430200	S2C	CANTER, CORY M	2 PRECINCT C CO - SGT	11P-7A	THU/FRI
4430201	2C1	BECK,DEREK A	2 PRECINCT C CO - 2C1	11P-7A	SAT/SUN
4430202	2C2	FARRINGTON,CHRISTOPHER	2 PRECINCT C CO - 2C2	11P-7A	SUN/MON
4430203	2C3	STEPHENS,DARREN	2 PRECINCT C CO - 2C3	11P-7A	MON/TUE
4430204	2C4	NONE	2 PRECINCT C CO - 2C4	11P-7A	TUE/WED
4430205	2C5	SHAFFNER,RICHARD L	2 PRECINCT C CO - 2C5	11P-7A	WED/THU
4430206	2C6	ANDREWS, KYLE T.	2 PRECINCT C CO - 2C6	11P-7A	THU/FRI
4430207	2C7	STEVENS, PHILLIP J	2 PRECINCT C CO - 2C7	11P-7A	FRI/SAT
4430208	2C8	NONE	2 PRECINCT C CO - 2C8	11P-7A	SUN/MON
4430209	2C9	ALEXANDER,MICHAEL	2 PRECINCT C CO - 2C9	11P-7A	MON/TUE
4430210	2C10	COOK,BENJAMIN	2 PRECINCT C CO - 2C10	11P-7A	TUE/WED
4430211	2C11	PINKERMAN,CHASE	2 PRECINCT C CO - 2C11	11P-7A	WED/THU

6 - ZONE 990 PLAN
DISPLACEMENT ROSTER

4131800	S18C	FERENCZ, KEVIN G	18 PRECINCT C CO - SGT	10P-6A	SAT/SUN
4131801	18C1	BONN, SEAN E	18 PRECINCT C CO - 18C1	10P-6A	SAT/SUN
4131802	18C2	WATKINS, JAMES J	18 PRECINCT C CO - 18C2	10P-6A	SUN/MON
4131803	18C3	PENHORWOOD, JASON D	18 PRECINCT C CO - 18C3	10P-6A	MON/TUE
4131804	18C4	BANKS, ADAM	18 PRECINCT C CO - 18C4	10P-6A	TUE/WED
4131805	18C5	MRSNIK, MATTHEW F	18 PRECINCT C CO - 18C5	10P-6A	WED/THU
4131806	18C6	MELVIN, KELLY R	18 PRECINCT C CO - 18C6	10P-6A	THU/FRI
4131807	18C7	MURAWSKI, JAMES G	18 PRECINCT C CO - 18C7	10P-6A	FRI/SAT
4131808	18C8	SLOMOVITZ, AARON R	18 PRECINCT C CO - 18C8	10P-6A	SUN/MON
4131809	18C9	DAGUE, ADAM R	18 PRECINCT C CO - 18C9	10P-6A	MON/TUE
4131810	18C10	CLAMMER, MICHAEL	18 PRECINCT C CO - 18C10	10P-6A	TUE/WED
4131811	18C1	FLEMING, BRANDON	18 PRECINCT C CO - 18C11	10P-6A	WED/THU
4133100	SRZ1	WARD, AARON M	RELIEF ZONE 1 C1 - SGT 1 & 6 PCT	11P-7A	TUE/WED
4133200	SRZ1	GILLESPIE, HEATH E.	RELIEF ZONE 1 C2 - SGT 17 & 18 PCT	10P-6A	MON/TUE
4135000	S91E	PICKRELL, DANIEL JR R	ZONE 1 EVENING MIDWATCH - SGT	7P-5A	SUN/TUE
4135001	Z1E1	DENNIS, TIMOTHY A	ZONE 1 EVENING MIDWATCH - Z1E1-1	7P-5A	SUN/TUE
4135002	Z1E1	FETTER, PAUL D	ZONE 1 EVENING MIDWATCH - Z1E1-2	7P-5A	FRI/SUN
4135003	Z1E1-3	SKALA, SARAH L	ZONE 1 EVENING MIDWATCH - Z1E1-3	7P-5A	SUN/TUE
4135004	Z1E1-4	GAINES, MARION	ZONE 1 EVENING MIDWATCH - Z1E1-4	7P-5A	SUN/TUE
4135005	Z1E1-5	FREASE, WILLIAM T	ZONE 1 EVENING MIDWATCH - Z1E1-5	7P-5A	SUN/TUE
4135006	Z1E1-6	RAMSIER, LOGAN M	ZONE 1 EVENING MIDWATCH - Z1E1-6	7P-5A	SUN/TUE
4135007	Z1E1-7	RICHARDSON, JAMES R	ZONE 1 EVENING MIDWATCH - Z1E1-7	7P-5A	SAT/MON
4135008	Z1E1-8	BOND, TERRY L	ZONE 1 EVENING MIDWATCH - Z1E1-8	7P-5A	SAT/MON
4135009	Z1E1-9	BERNARD, GARRETT R	ZONE 1 EVENING MIDWATCH - Z1E1-9	7P-5A	SAT/MON
4135010	Z1E1-10	GARNER, DAVID K	ZONE 1 EVENING MIDWATCH - Z1E1-10	7P-5A	MON/WED
4135011	Z1E1-11	SLIVANYA, MICHAEL J	ZONE 1 EVENING MIDWATCH - Z1E1-11	7P-5A	MON/WED
4135012	Z1E1-12	FORD JR, RICHARD L	ZONE 1 EVENING MIDWATCH - Z1E1-12	7P-5A	MON/WED
4135013	Z1E1-13	ANDERSON, KEATON G	ZONE 1 EVENING MIDWATCH - Z1E1-13	7P-5A	MON/WED
	Z1E2-11		ZONE 1 EVENING MIDWATCH		
	Z1E2-12		ZONE 1 EVENING MIDWATCH		
4135100	RS91	EICKHOLT, MARK A	ZONE 1 RELIEF EVENING MIDWATCH - SGT	7P-5A	WED/FRI
4135101	Z1E2-1	FLETCHER, PATRICK W	ZONE 1 RELIEF EVENING MIDWATCH - Z1E2-1	7P-5A	TUE/THU
4135102	Z1E2-2	JONES, DION K	ZONE 1 RELIEF EVENING MIDWATCH - Z1E2-2	7P-5A	TUE/THU
4135103	Z1E2	KRICHBAUM, RYAN M	ZONE 1 RELIEF EVENING MIDWATCH - Z1E2-3	7P-5A	THU/SAT
4135104	Z1E2-4	SHEEHAN, JAMES E	ZONE 1 RELIEF EVENING MIDWATCH - Z1E2-4	7P-5A	WED/FRI
4135105	Z1E2-5	BOYD, CHRISTOPHER T.	ZONE 1 RELIEF EVENING MIDWATCH - Z1E2-5	7P-5A	WED/FRI
4135106	Z1E2-6	JEFFERSON, JEREMY C	ZONE 1 RELIEF EVENING MIDWATCH - Z1E2-6	7P-5A	WED/FRI
4135107	Z1E2-7	INGLES, ELIZABETH A	ZONE 1 RELIEF EVENING MIDWATCH - Z1E2-7	7P-5A	THU/SAT
4135108	Z1E2-8	MCCRACKEN, SHEA A	ZONE 1 RELIEF EVENING MIDWATCH - Z1E2-8	7P-5A	FRI/SUN
4135109	Z1E2-9	SECREST, MICHAEL L	ZONE 1 RELIEF EVENING MIDWATCH - Z1E2-9	7P-5A	FRI/SUN
4135110	Z1E2-10	ALICEA, JENNIFER M	ZONE 1 RELIEF EVENING MIDWATCH - Z1E2-10	7P-5A	TUE/THU
4140000	RL1A	DAVID, ERIC C	1ST SHIFT RELIEF LIEUTENANT	7A-3P	WED/THU
4150000	RL1C	NONE	ZONE 1 RELIEF LT	11P-7A	TUE/WED
4160000	RL1B	NONE	2ND SHIFT RELIEF LIEUTENANT	3P-11P	TUE/WED
4400000	CMDR	LANG, MARK E	ZONE 4 COMMANDER	8A-4P	SAT/SUN
4410000	L4A	JEFFREY, DENNIS J	1ST SHIFT / LIEUTENANT	7A-3P	SUN/MON
4111700	S17A	BAKER, JEFFREY E	17 PRECINCT A CO - SGT	6A-2P	SUN/MON
4111701	17A1	STAFFORD, MICHAEL P	17 PRECINCT A CO - 17A1	6A-2P	SAT/SUN
4111702	17A2	LYONS, DAVID J	17 PRECINCT A CO - 17A2	6A-2P	SUN/MON
4111703	17A3	SHOTS, DAVID J	17 PRECINCT A CO - 17A3	6A-2P	MON/TUE
4111704	17A4	BRANDT, JACQUELINE B	17 PRECINCT A CO - 17A4	6A-2P	TUE/WED
4111705	17A5	ROUNTREE, SCOTT T	17 PRECINCT A CO - 17A5	6A-2P	WED/THU
4111706	17A6	STEVENS, MICHAEL W	17 PRECINCT A CO - 17A6	6A-2P	THU/FRI
4111707	17A7	HITTIE, WILLIAM R	17 PRECINCT A CO - 17A7	6A-2P	FRI/SAT
4111708	17A8	HARBIN, DENNIS J	17 PRECINCT A CO - 17A8	6A-2P	SUN/MON
4111709	17A9	MILLER, TODD J	17 PRECINCT A CO - 17A9	6A-2P	FRI/SAT
4111710	17A1	SNIDER, MICHAEL T	17 PRECINCT A CO - 17A10	6A-2P	TUE/WED
4410300	S3A	BECKER, MATTHEW	3 PRECINCT A CO - SGT	7A-3P	FRI/SAT
4410301	3A1	ALTOMARE, MICHAEL A	3 PRECINCT A CO - 3A1	7A-3P	SAT/SUN
4410302	3A2	CRAFT, MICHAEL J	3 PRECINCT A CO - 3A2	7A-3P	SUN/MON
4410303	3A3	FASONE, JAMES D	3 PRECINCT A CO - 3A3	7A-3P	MON/TUE

6 - ZONE 990 PLAN
DISPLACEMENT ROSTER

4410304	3A4	FANTIN, JOHN III P	3 PRECINCT A CO - 3A4	7A-3P	TUE/WED
4410305	3A5	CONNER, KEITH G	3 PRECINCT A CO - 3A5	7A-3P	WED/THU
4410306	3A6	WILSON, BRIAN A	3 PRECINCT A CO - 3A6	7A-3P	THU/FRI
4410307	3A7	CUTTERIDGE, CRAIG A	3 PRECINCT A CO - 3A7	7A-3P	FRI/SAT
4410308	3A8	ABDALLA, JOSEPH M	3 PRECINCT A CO - 3A8	7A-3P	MON/TUE
4410309	3A9	HAY, CRAIG L	3 PRECINCT A CO - 3A9	7A-3P VAR	THU/FRI
4410310	3A10	MARTIN, JEFFREY T	3 PRECINCT A CO - 3A10	7A-3P	SAT/SUN
4410400	S4A	KAYLOR, BRIAN L	4 PRECINCT A CO - SGT	6A-2P	SUN/MON
4410401	4A1	MATHIAS, NEAL A	4 PRECINCT A CO - 4A1	6A-2P	SAT/SUN
4410402	4A2	ROBISON, MICHAEL M	4 PRECINCT A CO - 4A2	6A-2P	SUN/MON
4410403	4A3	MCCAUL, GREGORY J	4 PRECINCT A CO - 4A3	6A-2P	MON/TUE
4410404	4A4	WOLF, DANIEL A	4 PRECINCT A CO - 4A4	6A-2P	TUE/WED
4410405	4A5	MILLER, JEFFREY L	4 PRECINCT A CO - 4A5	6A-2P	WED/THU
4410406	4A6	TROUTMAN, ALAN	4 PRECINCT A CO - 4A6	6A-2P	THU/FRI
4410407	4A7	COULTER, PAUL H	4 PRECINCT A CO - 4A7	6A-2P	FRI/SAT
4410408	4A8	SOVIK, JODY P	4 PRECINCT A CO - 4A8	6A-2P	SUN/MON
4410409	4A9	HARTER, LARRY L	4 PRECINCT A CO - 4A9	6A-2P	TUE/WED
4410410	4A10	WARRICK, STEPHEN S	4 PRECINCT A CO - 4A10	6A-2P	FRI/SAT
	S21A		21 PRECINCT A CO		
	21A1		21 PRECINCT A CO		
	21A2		21 PRECINCT A CO		
	21A3		21 PRECINCT A CO		
	21A4		21 PRECINCT A CO		
	21A5		21 PRECINCT A CO		
	21A6		21 PRECINCT A CO		
	21A7		21 PRECINCT A CO		
	21A8		21 PRECINCT A CO		
	21A9		21 PRECINCT A CO		
5311512	581A	GORDON, TIMOTHY S	MARINE PARK	7A-3P	THU/FRI
5311513	584D	NONE	MARINE PARK (6 MONTH TEMP)	10A-6P VAR	MON/TUE
4413100	SRZ4	BRUCE, MICHAEL J	RELIEF ZONE 4 A1 3 & 4 PCT - SGT	7A-3P VAR	WED/THU
4413200	SRZ4	ALLI, ELRICO II V	RELIEF ZONE 4 A2 2 & 5 PCT - SGT	6A-2P	TUE/WED
4415000	S94D	BALMERT, TIMOTHY M	ZONE 4 DAY MIDWATCH - SGT	9A-7P	SUN/TUE
4415001	Z4D1	BENNETT, ANTHONY R	ZONE 4 DAY MIDWATCH - Z4D1	9A-7P	SUN/TUE
4415002	Z4D2	EGELHOFF, DARREN T	ZONE 4 DAY MIDWATCH - Z4D2	9A-7P	SUN/TUE
4415003	Z4D3	DAUGHERTY, PATRICK A	ZONE 4 DAY MIDWATCH - Z4D3	9A-7P	SUN/TUE
4415004	Z4D4	HATFIELD, RAYMOND E	ZONE 4 DAY MIDWATCH - Z4D4	9A-7P	MON/WED
4415005	Z4D5	KAETHOW, STEVEN H	ZONE 4 DAY MIDWATCH - Z4D5	9A-7P	SAT/MON
	Z4D7		ZONE 4 DAY MIDWATCH		
4415006	Z4D6	KLEIN, KRIS E	ZONE 4 DAY MIDWATCH - Z4D6	9A-7P	SAT/MON
	S94D-B		ZONE 4 DAY MIDWATCH		
4415007	Z4D7	POEHLER, VERONICA L	ZONE 4 DAY MIDWATCH - Z4D7	9A-7P	WED/FRI
4415008	Z4D8	CAO, CUONG C	ZONE 4 DAY MIDWATCH - Z4D8	9A-7P	TUE/THU
4415009	Z4D9	YATES, BRETT C	ZONE 4 DAY MIDWATCH - Z4D9	9A-7P	WED/FRI
4415010	Z4D10	FISCHER, JASON R	ZONE 4 DAY MIDWATCH - Z4D10	9A-7P	WED/FRI
4415011	Z4D11	PARSONS, JAMES J	ZONE 4 DAY MIDWATCH - Z4D11	9A-7P	THU/SAT
4415012	Z4D12	FIHE, ROBERT R	ZONE 4 DAY MIDWATCH	9A-7P	FRI/SUN
4415013	Z4D1	MILLER, FRANK R	ZONE 4 DAY MIDWATCH	9A-7P	TUE/THU
			ZONE 4 DAY MIDWATCH - Z4D12 WALKIE		
			ZONE 4 DAY MIDWATCH - Z4D13 WALKIE		
4420000	L4B	WILLIAMS, JULIE A	2ND SHIFT LIEUTENANT	3P-11P	FRI/SAT
4121700	S17B	BOVA, CHRIS A	17 PRECINCT B CO -SGT	2P-10P	THU/FRI
4121701	17B1	JAMES, JOSE A	17 PRECINCT B CO - 17B1	2P-10P	SAT/SUN
4121702	17B2	THATCHER, BRANDON K	17 PRECINCT B CO - 17B2	2P-10P	SUN/MON
4121703	17B3	THOMAS, RACHEL	17 PRECINCT B CO - 17B3	2P-10P	MON/TUE
4121704	17B4	ARMENTROUT II, THOMAS L	17 PRECINCT B CO - 17B4	2P-10P	TUE/WED
4121705	17B5	CRAMER, JOSHUA L	17 PRECINCT B CO - 17B5	2P-10P	WED/THU
4121706	17B6	CAZAN, CHAD A	17 PRECINCT B CO - 17B6	2P-10P	THU/FRI
4121707	17B7	SUMMERS, AUSTIN C	17 PRECINCT B CO - 17B7	2P-10P	FRI/SAT
4121708	17B8	SHORE, DAVID	17 PRECINCT B CO - 17B8	2P-10P	TUE/WED
4121709	17B9	TRIONFANTE, DEANN M	17 PRECINCT B CO - 17B9	2P-10P	SAT/SUN

6 - ZONE 990 PLAN
DISPLACEMENT ROSTER

4121710	17B10	CHEARS,THEODIS L.	17 PRECINCT B CO - 17B10	2P-10P	MON/TUE
4121711	17B1	ROSTORFER,CODY P	17 PRECINCT B CO - 17B11	2P-10P VAR	SUN/MON
4121712	17B1	EVANS,RYAN G	17 PRECINCT B CO - 17B12	2P-10P VAR	MON/TUE
4121713	17B1	LOVELL,JOSEPH R	17 PRECINCT B CO - 17B13	2P-10P VAR	TUE/WED
4420300	S3B	FISHER, SALLY L	3 PRECINCT B CO - SGT	3P-11P	THU/FRI
4420301	3B1	MILLER, DAVE M	3 PRECINCT B CO - 3B1	3P-11P	SAT/SUN
4420302	3B2	ARENT, JASON	3 PRECINCT B CO - 3B2	3P-11P	SUN/MON
4420303	3B3	MITCHELL,MATTHEW C	3 PRECINCT B CO - 3B3	3P-11P	MON/TUE
4420304	3B4	NONE	3 PRECINCT B CO - 3B4	3P-11P	TUE/WED
4420305	3B5	HUBACHEK,CHRISTOPHER J	3 PRECINCT B CO - 3B5	3P-11P	WED/THU
4420306	3B6	STRAUB,KOLIN R	3 PRECINCT B CO - 3B6	3P-11P	THU/FRI
4420307	3B7	HAUSER, MATTHEW	3 PRECINCT B CO - 3B7	3P-11P	FRI/SAT
4420308	3B8	SMITH,JEREMY D	3 PRECINCT B CO - 3B8	3P-11P	SUN/MON
4420309	3B9	GUSTAFSON, LEGINA M	3 PRECINCT B CO - 3B9	3P-11P	TUE/WED
4420310	3B10	SARGENT,ANDREW	3 PRECINCT B CO - 3B10	3P-11P	WED/THU
4420311	3B11	NONE	3 PRECINCT B CO - 3B11	3P-11P VAR	WED/THU
4420312	3B12	MCGINN,STUART C	3 PRECINCT B CO - 3B12	3P-11P VAR	THU/FRI
4420313	3B13	WINSTEAD,MICHELLE	3 PRECINCT B CO - 3B13	3P-11P VAR	SUN/MON
	13B14		3 PRECINCT B CO WALKIE		
	13B15		3 PRECINCT B CO WALKIE		
4420400	S4B	KANODE, HOLLY A	4 PRECINCT B CO - SGT	2P-10P	SAT/SUN
4420401	4B1	DEARWESTER, SHANNON J	4 PRECINCT B CO - 4B1	2P-10P	SAT/SUN
4420402	4B2	BAIRD, STEVEN	4 PRECINCT B CO - 4B2	2P-10P	SUN/MON
4420403	4B3	HINKLE,ELIZABETH A	4 PRECINCT B CO - 4B3	2P-10P	MON/TUE
4420404	4B4	MCBANE,SARAH	4 PRECINCT B CO - 4B4	2P-10P	TUE/WED
4420405	4B5	HAUENSTEIN, MARK E	4 PRECINCT B CO - 4B5	2P-10P	WED/THU
4420406	4B6	TOLMAN ,NEAL M	4 PRECINCT B CO - 4B6	2P-10P	THU/FRI
4420407	4B7	ORIELLEY, W S HAYES	4 PRECINCT B CO - 4B7	2P-10P	FRI/SAT
4420408	4B8	ARTHUR, JENNA L	4 PRECINCT B CO - 4B8	2P-10P	TUE/WED
4420409	4B9	BYRGE,RYAN	4 PRECINCT B CO - 4B9	2P-10P	MON/TUE
4420410	4B10	ROBERTS,TYLER	4 PRECINCT B CO - 4B10	2P-10P	WED/THU
4420411	4B11	HURLEY, WESLEY E	4 PRECINCT B CO - 4B11 WALKIE	2P-10P	SUN/MON
4420412	4B12	DAVIS,KEVIN D	4 PRECINCT B CO - 4B12 WALKIE	2P-10P	SUN/MON
4420413	4B13	DONNELLY,ROLLAND	4 PRECINCT B CO - 4B13	2P-10P VAR	WED/THU
4420414	4B14	NONE	4 PRECINCT B CO - 4B14	2P-10P VAR	WED/THU
4420415	4B15	BROWN,MATTHEW	4 PRECINCT B CO - 4B15	2P-10P VAR	MON/TUE
4420416	4B16	LUTZ,SHAWN	4 PRECINCT B CO - 4B16	2P-10P VAR	TUE/WED
	S21B		21 PRECINCT B CO		
	21B1		21 PRECINCT B CO		
	21B2		21 PRECINCT B CO		
	21B3		21 PRECINCT B CO		
	21B4		21 PRECINCT B CO		
	21B5		21 PRECINCT B CO		
	21B6		21 PRECINCT B CO		
	21B7		21 PRECINCT B CO		
	21B8		21 PRECINCT B CO		
	21B9		21 PRECINCT B CO		
	21B10		21 PRECINCT B CO		
	21B11		21 PRECINCT B CO		
	21B12		21 PRECINCT B CO		
	21B13		21 PRECINCT B CO		
4423100	SRZ4	RAMSEY, MICHAEL R	RELIEF ZONE 4 B1 - SGT	3P-11P VAR	WED/THU
4423200	SRZ4	RITCH, JOSEPH M	RELIEF ZONE 4 B2 - SGT	2P-10P VAR	MON/TUE
4430000	L4C	KUYKENDOLL, LUELLEN	3RD SHIFT / EMW LIEUTENANT	10P-6A	SUN/MON
4131700	S17C	SPRADLIN, STEPHEN D	17 PRECINCT C CO - SGT	10P-6A	THU/FRI
4131701	17C1	SMITH, JONATHAN W	17 PRECINCT C CO - 17C1	10P-6A	SAT/SUN
4131702	17C2	DAMRON JR,THOMAS E	17 PRECINCT C CO - 17C2	10P-6A	SUN/MON
4131703	17C3	MARSH,TINA S	17 PRECINCT C CO - 17C3	10P-6A	MON/TUE
4131704	17C4	MCKEE,DUSTIN L	17 PRECINCT C CO - 17C4	10P-6A	TUE/WED
4131705	17C5	TAYLOR,BRIAN M	17 PRECINCT C CO - 17C5	10P-6A	WED/THU
4131706	17C6	WILLIAMS, JOSEPH W	17 PRECINCT C CO - 17C6	10P-6A	THU/FRI

6 - ZONE 990 PLAN
DISPLACEMENT ROSTER

4131707	17C7	KRAY, MATTHEW G	17 PRECINCT C CO - 17C7	10P-6A	FRI/SAT
4131708	17C8	SASS, BRIAN A	17 PRECINCT C CO - 17C8	10P-6A	SUN/MON
4131709	17C9	YURKOVICH, THOMAS R	17 PRECINCT C CO - 17C9	10P-6A	MON/TUE
4131710	17C10	OXLEY, THOMAS J	17 PRECINCT C CO - 17C10	10P-6A	TUE/WED
4131711	17C1	FRANCIS, CHRISTOPHER J	17 PRECINCT C CO - 17C11	10P-6A	WED/THU
4430300	S3C	KANE, DONAVAN P	3 PRECINCT C CO - SGT	11P-7A	SUN/MON
4430301	3C1	KOAH, TODD T	3 PRECINCT C CO - 3C1	11P-7A	SAT/SUN
4430302	3C2	VANFOSSAN, DREW A	3 PRECINCT C CO - 3C2	11P-7A	SUN/MON
4430303	3C3	BRANFORD, BENJAMIN D	3 PRECINCT C CO - 3C3	11P-7A	MON/TUE
4430304	3C4	LISKO, PAIGE	3 PRECINCT C CO - 3C4	11P-7A	TUE/WED
4430305	3C5	ORBAN, PETER M	3 PRECINCT C CO - 3C5	11P-7A	WED/THU
4430306	3C6	DETWEILER, AMY L	3 PRECINCT C CO - 3C6	11P-7A	THU/FRI
4430307	3C7	STONEKING, TY J	3 PRECINCT C CO - 3C7	11P-7A	FRI/SAT
4430308	3C8	CASE, KEVIN S	3 PRECINCT C CO - 3C8	11P-7A	SUN/MON
4430309	3C9	ANTOLEC, DESTINY R	3 PRECINCT C CO - 3C9	11P-7A	MON/TUE
4430310	3C10	BARNEY, ANGELA	3 PRECINCT C CO - 3C10	11P-7A	TUE/WED
4430311	3C11	HITE, RICHARD B	3 PRECINCT C CO - 3C11	11P-7A	WED/THU
4430400	S4C	MORROW, JAMES JR B	4 PRECINCT C CO - SGT	10P-6A	FRI/SAT
4430401	4C1	REES, MATTHEW A	4 PRECINCT C CO - 4C1	10P-6A	SAT/SUN
4430402	4C2	ROGERS, CHASE W	4 PRECINCT C CO - 4C2	10P-6A	SUN/MON
4430403	4C3	MOLNAR, NICHOLAS	4 PRECINCT C CO - 4C3	10P-6A	MON/TUE
4430404	4C4	MOONEY, JEFFREY A	4 PRECINCT C CO - 4C4	10P-6A	TUE/WED
4430405	4C5	HOLMES, JENNIFER	4 PRECINCT C CO - 4C5	10P-6A	WED/THU
4430406	4C6	CORPMAN, SHAUN W	4 PRECINCT C CO - 4C6	10P-6A	THU/FRI
4430407	4C7	RICKS, TERESA A	4 PRECINCT C CO - 4C7	10P-6A	FRI/SAT
4430408	4C8	ERDENBERGER, DEVON J	4 PRECINCT C CO - 4C8	10P-6A	SUN/MON
4430409	4C9	SCHERGER, NATHAN T	4 PRECINCT C CO - 4C9	10P-6A	MON/TUE
4430410	4C10	GERVASIO, DANIEL	4 PRECINCT C CO - 4C10	10P-6A	TUE/WED
4430411	4C11	BELL, JOSHUA D	4 PRECINCT C CO - 4C11	10P-6A	WED/THU
	S21C		21 PRECINCT C CO		
	21C1		21 PRECINCT C CO		
	21C2		21 PRECINCT C CO		
	21C3		21 PRECINCT C CO		
	21C4		21 PRECINCT C CO		
	21C5		21 PRECINCT C CO		
	21C6		21 PRECINCT C CO		
	21C7		21 PRECINCT C CO		
	21C8		21 PRECINCT C CO		
	21C9		21 PRECINCT C CO		
	21C10		21 PRECINCT C CO		
4433100	SRZ4	CASTRO, CAROLINE M	RELIEF ZONE 4 C1 - SGT	10P-6A	TUE/WED
4433200	SRZ4	CHURCH, BILLY J	RELIEF ZONE 4 C2 - SGT	10P-6A	WED/THU
4434000	SZ4C	SHAFFER, PATRICK G	ZONE 4 CAMPUS WALKING CREW - SGT	7P-5A	SUN/TUE
4434001	Z4C1	ROGERSON, ANDREW D	ZONE 4 CAMPUS WALKING CREW - Z4C1	7P-5A	SUN/TUE
4434002	Z4C2	WALLS, PHILLIP L	ZONE 4 CAMPUS WALKING CREW - Z4C2	7P-5A	SUN/TUE
4434003	Z4C3	DEWITT, THOMAS E	ZONE 4 CAMPUS WALKING CREW - Z4C3	7P-5A	SUN/TUE
4434004	Z4C4	WESTBROOK, ERIC	ZONE 4 CAMPUS WALKING CREW - Z4C4	7P-5A	SUN/TUE
4434005	Z4C5	STRENG, SAMUEL J	ZONE 4 CAMPUS WALKING CREW - Z4C5	7P-5A	SUN/TUE
4434006	Z4C6	BILLMAN, CHRISTOPHER C	ZONE 4 CAMPUS WALKING CREW - Z4C6	7P-5A	SUN/TUE
4434007	Z4C7	HICKEY, ANDREW W	ZONE 4 CAMPUS WALKING CREW - Z4C7	7P-5A	SUN/TUE
4434008	Z4C8	CLUTTER, CALVIN J	ZONE 4 CAMPUS WALKING CREW - Z4C8	7P-5A	SUN/TUE
4434009	Z4C9	HALLER, CRAIG M	ZONE 4 CAMPUS WALKING CREW - Z4C9	7P-5A	SUN/TUE
4434010	Z4C1	PATTERSON, GARY D	ZONE 4 CAMPUS WALKING CREW - Z4C10	7P-5A	SUN/TUE
4434011	Z4C1	DYE, SHAWN H.T.	ZONE 4 CAMPUS WALKING CREW - Z4C11	7P-5A	SUN/TUE
4434012	Z4C1	HINKLE, MICHAEL T	ZONE 4 CWC/OSU - JP GRANT FUNDED - Z4C12	7P-5A	SUN/TUE
4435000	S94E	EVERS, SCOTT J	ZONE 4 EVENING MIDWATCH - SGT	7P-5A	SUN/TUE
4435001	Z4E1-1	SHEPHERD, ELIZABETH A	ZONE 4 EVENING MIDWATCH - Z4E1-1	7P-5A	SUN/TUE
4435002	Z4E1-2	MORGAN, JOSEPH A	ZONE 4 EVENING MIDWATCH - Z4E1-2	7P-5A	SUN/TUE
4435003	Z4E1-3	RICH, BRADY A	ZONE 4 EVENING MIDWATCH - Z4E1-3	7P-5A	SUN/TUE
4435004	Z4E1-4	DOBEK, JACOB T.	ZONE 4 EVENING MIDWATCH - Z4E1-4	7P-5A	SUN/TUE
4435005	Z4E1-5	JONES, CHESTON C	ZONE 4 EVENING MIDWATCH - Z4E1-5	7P-5A	SUN/TUE

6 - ZONE 990 PLAN
DISPLACEMENT ROSTER

4435006	Z4E1-6	HALL, JEFFREY J	ZONE 4 EVENING MIDWATCH - Z4E1-6	7P-5A	SAT/MON
4435007	Z4E1-7	FRAZER, ERINN A.	ZONE 4 EVENING MIDWATCH - Z4E1-7	7P-5A	MON/WED
4435008	Z4E1-8	NONE	ZONE 4 EVENING MIDWATCH - Z4E1-8	7P-5A	MON/WED
4435009	Z4E1-9	REES, MARC A	ZONE 4 EVENING MIDWATCH - Z4E1-9	7P-5A	MON/WED
4435010	Z4E1	SALSGIVER, DAVID A	ZONE 4 EVENING MIDWATCH - Z4E1-10	7P-5A	MON/WED
4435011	Z4E1	LANDIS, JEREMY R	ZONE 4 EVENING MIDWATCH - Z4E1-11	7P-5A	SAT/MON
4435012	Z4E1	MACKLEY, BENJAMIN D.	ZONE 4 EVENING MIDWATCH - Z4E1-12	7P-5A	SAT/MON
4435100	RS94	PARINI, GREGORY S	ZONE 4 RELIEF EVENING MIDWATCH - SGT	7P-5A	WED/FRI
4435101	Z4E2	HARDWICK, ADAM L	ZONE 4 RELIEF EVENING MIDWATCH - Z4E2-1	7P-5A	WED/FRI
4435102	Z4E2-2	RICH, AMBER L	ZONE 4 RELIEF EVENING MIDWATCH - Z4E2-2	7P-5A	TUE/THU
4435103	Z4E2-3	PRIME, EDWARD J	ZONE 4 RELIEF EVENING MIDWATCH - Z4E2-3	7P-5A	TUE/THU
4435104	Z4E2-4	NONE	ZONE 4 RELIEF EVENING MIDWATCH - Z4E2-4	7P-5A	WED/FRI
4435105	Z4E2-5	JACOBS, KURT D	ZONE 4 RELIEF EVENING MIDWATCH - Z4E2-5	7P-5A	WED/FRI
4435106	Z4E2-6	CLARK, JASON C	ZONE 4 RELIEF EVENING MIDWATCH - Z4E2-6	7P-5A	WED/FRI
4435107	Z4E2-7	ROMANS, MELVIN M	ZONE 4 RELIEF EVENING MIDWATCH - Z4E2-7	7P-5A	WED/FRI
4435108	Z4E2-8	COY, ADAM C	ZONE 4 RELIEF EVENING MIDWATCH - Z4E2-8	7P-5A	THU/SAT
4435109	Z4E2-9	HONDROS-WALLS, SARA L	ZONE 4 RELIEF EVENING MIDWATCH - Z4E2-9	7P-5A	THU/SAT
4435110	Z4E2-10	ALLISON, GLENN W	ZONE 4 RELIEF EVENING MIDWATCH - Z4E2-10	7P-5A	FRI/SUN
4435111	Z4E2-11	LINGOFELTER, SHAWN D	ZONE 4 RELIEF EVENING MIDWATCH - Z4E2-11	7P-5A	FRI/SUN
4460000	RL4B	LIPP, JEFFREY A	2ND SHIFT RELIEF LIEUTENANT	3P-11P	TUE/WED
4480000	RL4C	NONE	3RD SHIFT RELIEF LIEUTENANT	10P-6A	WED/THU
5500000	CMDR5	STRAUSBAUGH, ROBERT N	ZONE 5 COMMANDER	8A-4P	SAT/SUN
5510000	L5A	HASSON, EDWARD P	ZONE 5 1ST SHIFT LT	7A-3P	SUN/MON
4410500	55A	MARABLE, JAMES E	5 PRECINCT A CO - SGT	6A-2P	SAT/SUN
4410501	5A1	SLONE, BRAD L	5 PRECINCT A CO - 5A1	6A-2P	SAT/SUN
4410502	5A2	HOPSON, TROY D	5 PRECINCT A CO - 5A2	6A-2P	SUN/MON
4410503	5A3	BURKHOLDER, SAMUEL J	5 PRECINCT A CO - 5A3	6A-2P	MON/TUE
4410504	5A4	MILLER, VINCENT A	5 PRECINCT A CO - 5A4	6A-2P	TUE/WED
4410505	5A5	ALTSHULER, HENRY A	5 PRECINCT A CO - 5A5	6A-2P	WED/THU
4410506	5A6	YAP, DANIEL J	5 PRECINCT A CO - 5A6	6A-2P	THU/FRI
4410507	5A7	CONKEL, STEPHEN T	5 PRECINCT A CO - 5A7	6A-2P	FRI/SAT
4410508	5A8	MCCRAY, DON E	5 PRECINCT A CO - 5A8	6A-2P	SUN/MON
4410509	5A9	NOLTEMEYER, SEAN S	5 PRECINCT A CO - 5A9	6A-2P	TUE/WED
4410510	5A10	EAGON, TODD A	5 PRECINCT A CO - 5A10	6A-2P	FRI/SAT
5510700	7A	CAPRETTA, CHRISTOPHER	7 PRECINCT A CO - SGT	6A-2P	SUN/MON
5510701	7A1	YODER, JAMES A	7 PRECINCT A CO - 7A1	6A-2P	SAT/SUN
5510702	7A2	DILELLO, MARK C	7 PRECINCT A CO - 7A2	6A-2P	SUN/MON
5510703	7A3	CARTER, ROBERT S	7 PRECINCT A CO - 7A3	6A-2P	MON/TUE
5510704	7A4	NONE	7 PRECINCT A CO - 7A4	6A-2P	TUE/WED
5510705	7A5	BURKEY, JOSEPH P	7 PRECINCT A CO - 7A5	6A-2P	WED/THU
5510706	7A6	HUNTER, THOMAS J	7 PRECINCT A CO - 7A6	6A-2P	THU/FRI
5510707	7A7	PRYSOCK, NICOLE M	7 PRECINCT A CO - 7A7	6A-2P	FRI/SAT
5510708	7A8	CIBULSKAS, KERRY A	7 PRECINCT A CO - 7A8	6A-2P	FRI/SAT
5510709	7A9	PRIBE, TIMOTHY L	7 PRECINCT A CO - 7A9	6A-2P	SUN/MON
5510710	7A10	JOHNSON, MUEZJUNTO JR D	7 PRECINCT A CO - 7A10	6A-2P	WED/THU
5511600	16A	CORCORAN, KEVIN J	16 PRECINCT A CO - SGT	7A-3P	SAT/SUN
5511601	16A1	HOUSEHOLDER, DARIN C	16 PRECINCT A CO - 16A1	7A-3P	SAT/SUN
5511602	16A2	BRICKER, STEVEN A	16 PRECINCT A CO - 16A2	7A-3P	SUN/MON
5511603	16A3	DENT, JONATHAN C	16 PRECINCT A CO - 16A3	7A-3P	MON/TUE
5511604	16A4	DORN, TIMOTHY J	16 PRECINCT A CO - 16A4	7A-3P	TUE/WED
5511605	16A5	SCHIERING, JAMES II R	16 PRECINCT A CO - 16A5	7A-3P	WED/THU
5511606	16A6	LINDSEY, GREG M	16 PRECINCT A CO - 16A6	7A-3P	THU/FRI
5511607	16A7	PAGNIANO, SHAWN M	16 PRECINCT A CO - 16A7	7A-3P	FRI/SAT
5511608	16A8	LARRISON, DAVID M	16 PRECINCT A CO - 16A8	7A-3P	SAT/SUN
5511609	16A9	POEHLER, ERIC C	16 PRECINCT A CO - 16A9	7A-3P	MON/TUE
5511610	16A10	COLLINS, MARCUS J	16 PRECINCT A CO - 16A10	7A-3P	THU/FRI
5511611	16A11	HILSHEIMER, RICHARD II A	16 PRECINCT A CO - 16A11 WALKIE	7A-3P	SAT/SUN
5511612	16A12	FARR, FLETCHER R	16 PRECINCT A CO - 16A12 WALKIE	7A-3P	SAT/SUN
	S22A		22 PRECINCT A CO		
	22A1		22 PRECINCT A CO		
	22A2		22 PRECINCT A CO		

6 - ZONE 990 PLAN
DISPLACEMENT ROSTER

	22A3		22 PRECINCT A CO		
	22A4		22 PRECINCT A CO		
	22A5		22 PRECINCT A CO		
	22A6		22 PRECINCT A CO		
	22A7		22 PRECINCT A CO		
5513100	SRZ5	KINCADE, KYLE O	RELIEF ZONE 5 A1 7 & 11 PCT - SGT	6A-2P	WED/THU
5513200	SRZ5	MEYER, CHRISTOPHER W	RELIEF ZONE 5 A2 12 & 16 PCT - SGT	7A-3P	TUE/WED
5515000	S95D	BROOKS, RICHARD E	ZONE 5 DAY MIDWATCH - SGT	9A-7P	SUN/TUE
5515001	Z5D1	FRAZER, MARC II A	ZONE 5 DAY MIDWATCH - Z5D1-1	9A-7P	WED/FRI
5515002	Z5D1-2	PHALEN, JEREMY J	ZONE 5 DAY MIDWATCH - Z5D1-2	9A-7P	SUN/TUE
5515003	Z5D1-3	AYERS, DEBORAH S	ZONE 5 DAY MIDWATCH - Z5D1-3	9A-7P	SAT/MON
5515004	Z5D1-4	ALBERS, CHARLES E	ZONE 5 DAY MIDWATCH - Z5D1-4	9A-7P	MON/WED
5515005	Z5D1-5	NONE	ZONE 5 DAY MIDWATCH - Z5D1-5	9A-7P	TUE/THU
5515006	Z5D1-6	JOHNSON, BRETT T	ZONE 5 DAY MIDWATCH - Z5D1-6	9A-7P	SUN/TUE
	S95D-B		ZONE 5 DAY MIDWATCH - Z5D1 - SGT		
5515007	Z5D1-7	CHAMPER, JACOB S	ZONE 5 DAY MIDWATCH - Z5D1-7	9A-7P	WED/FRI
5515008	Z5D1-8	CAMP, BILLIE J	ZONE 5 DAY MIDWATCH - Z5D1-8	9A-7P	THU/SAT
5515009	Z5D1-9	BAHGAT, KHALED S	ZONE 5 DAY MIDWATCH - Z5D1-9	9A-7P	FRI/SUN
5515010	Z5D1-10	GOOD, JOSHUA C	ZONE 5 DAY MIDWATCH - Z5D1-10	9A-7P	SUN/TUE
5515011	Z5D1-11	KINDLER, RICHARD L	ZONE 5 DAY MIDWATCH - Z5D1-11	9A-7P	SAT/MON
5515012	Z5D1-12	LITTLE, RICHARD D	ZONE 5 DAY MIDWATCH - Z5D1-12	9A-7P	SAT/MON
5520000	L5B	HARGUS, DANIEL J	ZONE 5 2ND SHIFT LT	3P-11P	SUN/MON
4420500	55B	SHUTTLEWORTH, JEFFREY L	5 PRECINCT B CO - SGT	2P-10P	SUN/MON
4420501	5B1	SCHMID, SHANNON S	5 PRECINCT B CO - 5B1	2P-10P	SAT/SUN
4420502	5B2	O'NEALL, CHRISTOPER	5 PRECINCT B CO - 5B2	2P-10P	SUN/MON
4420503	5B3	REDMAN III, RUSSELL G	5 PRECINCT B CO - 5B3	2P-10P	MON/TUE
4420504	5B4	BARE, JASON S	5 PRECINCT B CO - 5B4	2P-10P	FRI/SAT
4420505	5B5	MURRAY, MARK	5 PRECINCT B CO - 5B5	2P-10P	WED/THU
4420506	5B6	WELLS, JAMES	5 PRECINCT B CO - 5B6	2P-10P	THU/FRI
4420507	5B7	KIRK, JAMES L	5 PRECINCT B CO - 5B7	2P-10P	FRI/SAT
4420508	5B8	DAVIS, CHRISTOPHER L	5 PRECINCT B CO - 5B8	2P-10P	TUE/WED
4420509	5B9	CASUCCIO, PETER	5 PRECINCT B CO - 5B9	2P-10P	WED/THU
4420510	5B10	FOGLE, ANDREW	5 PRECINCT B CO - 5B10	2P-10P	MON/TUE
4420511	5B11	KELLEY, KEVIN A	5 PRECINCT B CO - 5B11 WALKIE	2P-10P	SUN/MON
4420512	5B12	FOE, STEVEN G.	5 PRECINCT B CO - 5B12 WALKIE	2P-10P	SUN/MON
4420513	5B13	HARGUS, NATHAN O	5 PRECINCT B CO - 5B13 WALKIE	2P-10P	TUE/WED
4420514	5B14	KISTNER, ALEX	5 PRECINCT B CO - 5B14 WALKIE	2P-10P	TUE/WED
4420515	5B15	HAND, DANIEL T	5 PRECINCT B CO - 5B15	2P-10P VAR	MON/TUE
4420516	5B16	WILLIAMS, ANTHONY	5 PRECINCT B CO - 5B16	2P-10P VAR	TUE/WED
4420517	5B17	ROSEN, ZACHARY B	5 PRECINCT B CO - 5B17	2P-10P VAR	THU/FRI
5520700	7B	WILKINSON, DOUGLAS J	7 PRECINCT B CO - SGT	2P-10P	FRI/SAT
5520701	7B1	CHAPPELL, SAMUEL L	7 PRECINCT B CO - 7B1	2P-10P	SAT/SUN
5520702	7B2	SHALEK, JOE W	7 PRECINCT B CO - 7B2	2P-10P	SUN/MON
5520703	7B3	HOHENBERGER, KIRK G	7 PRECINCT B CO - 7B3	2P-10P	MON/TUE
5520704	7B4	POWELL, NICHOLAS R.	7 PRECINCT B CO - 7B4	2P-10P	TUE/WED
5520705	7B5	SMITH, KEVIN D	7 PRECINCT B CO - 7B5	2P-10P	WED/THU
5520706	7B6	JENKINS, MATTHEW D	7 PRECINCT B CO - 7B6	2P-10P	THU/FRI
5520707	7B7	PELLEGRINI, THOMAS M	7 PRECINCT B CO - 7B7	2P-10P	FRI/SAT
5520708	7B8	SCHWARTZ, NATHAN JR E	7 PRECINCT B CO - 7B8	2P-10P	TUE/WED
5520709	7B9	PRANTL, DEAN	7 PRECINCT B CO - 7B9	2P-10P	WED/THU
5520710	7B10	GITLITZ, DAVID A	7 PRECINCT B CO - 7B10	2P-10P	SUN/MON
5520711	7B11	HOUSEBERG, JOSEPH P.	7 PRECINCT B CO - 7B11 WALKIE	2P-10P	SUN/MON
5520712	7B12	BRUMFIELD, BRYAN J	7 PRECINCT B CO - 7B12 WALKIE	2P-10P	SUN/MON
5520713	7B13	REISER, DEVIN	7 PRECINCT B CO - 7B13 WALKIE	2P-10P	TUE/WED
5520714	7B14	BEAM, RANDALL JR C	7 PRECINCT B CO - 7B14 WALKIE	2P-10P	TUE/WED
5520715	7B15	WATSON, JOSHUA R.	7 PRECINCT B CO - 7B15	2P-10P VAR	MON/TUE
5520716	7B16	WELLS, TYLER	7 PRECINCT B CO - 7B16	2P-10P VAR	THU/FRI
5520717	7B17	NONE	7 PRECINCT B CO - 7B17	2P-10P VAR	TUE/WED
5521600	S16B	ERDELJAC, KYLE N	16 PRECINCT B CO - SGT	3P-11P	SUN/MON
5521601	16B1	BOGGS, CHRISTOPHER J	16 PRECINCT B CO - 16B1	3P-11P	SAT/SUN
5521602	16B2	ABBOTT-HALL, RILEY	16 PRECINCT B CO - 16B2	3P-11P	SUN/MON

6 - ZONE 990 PLAN
DISPLACEMENT ROSTER

5521603	16B3	RILEY,DAVID	16 PRECINCT B CO - 16B3	3P-11P	MON/TUE
5521604	16B4	EDWARDS, EMANUEL P	16 PRECINCT B CO - 16B4	3P-11P	TUE/WED
5521605	16B5	DIEHL,JAMES A	16 PRECINCT B CO - 16B5	3P-11P	WED/THU
5521606	16B6	PORTER, JOSHUA	16 PRECINCT B CO - 16B6	3P-11P	THU/FRI
5521607	16B7	SERROR, MATTHEW S	16 PRECINCT B CO - 16B7	3P-11P	FRI/SAT
5521608	16B8	MOORE, OLIVER W	16 PRECINCT B CO - 16B8	3P-11P	SAT/SUN
5521609	16B9	MEYERS,TODD	16 PRECINCT B CO - 16B9	3P-11P	MON/TUE
	16B13		16 PRECINCT B CO		
5521610	16B10	NONE	16 PRECINCT B CO - 16B10	3P-11P	WED/THU
5521611	16B1	STEINER, PAUL J	16 PRECINCT B CO - 16B11 WALKIE	3P-11P	SAT/SUN
5521612	16B1	ARNOLD, DAVID E	16 PRECINCT B CO - 16B12 WALKIE	3P-11P	SAT/SUN
5521613	16B1	MASTERS,JUSTIN G	16 PRECINCT B CO - 16B13 WALKIE	3P-11P	MON/TUE
5521614	16B1	PELFREY,MATTHEW S	16 PRECINCT B CO - 16B14 WALKIE	3P-11P	MON/TUE
5521615	16B1	BENNETT,ALAN J	16 PRECINCT B CO - 16B15	3P-11P	MON/TUE
5521616	16B1	DRAKE,CHARMAINE	16 PRECINCT B CO - 16B16	3P-11P VAR	THU/FRI
	S22B		22 PRECINCT B CO		
	22B1		22 PRECINCT B CO		
	22B2		22 PRECINCT B CO		
	22B3		22 PRECINCT B CO		
	22B4		22 PRECINCT B CO		
	22B5		22 PRECINCT B CO		
	22B6		22 PRECINCT B CO		
	22B7		22 PRECINCT B CO		
	22B8		22 PRECINCT B CO		
	22B9		22 PRECINCT B CO		
	22B10		22 PRECINCT B CO		
	22B11		22 PRECINCT B CO		
	22B12		22 PRECINCT B CO WALKIE		
	22B13		22 PRECINCT B CO WALKIE		
5523100	SRZ5	SANDERSON, GREGORY P	RELIEF ZONE 5 B1 11 & 12 PCT - SGT	2P-10P VAR	WED/THU
5523200	SRZ5	WALDENGA, CHARLES P	RELIEF ZONE 5 B2 7 & 16 PCT - SGT	2P-10P VAR	TUE/WED
5525000	S75	KONVES, NICHOLAS B.	COMMUNITY RESPONSE TEAM 5 - SGT	3P-11P	SUN/MON
5525001	--	COLEMAN, JUSTIN A	COMMUNITY RESPONSE TEAM 5	3P-11P	SUN/MON
5525002	--	STEELE, RYAN P	COMMUNITY RESPONSE TEAM 5	3P-11P	SUN/MON
5525003	--	MASON, NICHOLAS E	COMMUNITY RESPONSE TEAM 5	3P-11P	SUN/MON
5525004	--	NONE	COMMUNITY RESPONSE TEAM 5	3P-11P	SUN/MON
5525005	--	TRASK, ACE F	COMMUNITY RESPONSE TEAM 5	3P-11P	SUN/MON
5525006	--	GOODMAN, CRAIG R	COMMUNITY RESPONSE TEAM 5	3P-11P	SUN/MON
5525007	--	MARTIN, SCOTT A	COMMUNITY RESPONSE TEAM 5	3P-11P	SUN/MON
5525008	--	WORTHINGTON, DONALD L	COMMUNITY RESPONSE TEAM 5	3P-11P	SUN/MON
5525009	--	AGERTER, BRADLEY A	COMMUNITY RESPONSE TEAM 5	3P-11P	SUN/MON
5525010	--	REFFITT, ROBERT L	COMMUNITY RESPONSE TEAM 5	3P-11P	SUN/MON
5530000	L5C	BABCOCK, ERIC K	ZONE 5 3RD SHIFT LT	11P-7A	SUN/MON
4430500	S5C	HOGAN, CHRISTOPHER M	5 PRECINCT C CO - SGT	10P-6A	SAT/SUN
4430501	5C1	ROSS, ANDREW	5 PRECINCT C CO - 5C1	10P-6A	SAT/SUN
4430502	5C2	KAHOUN,CORY T	5 PRECINCT C CO - 5C2	10P-6A	SUN/MON
4430503	5C3	PHILLIPS,WILLIAM	5 PRECINCT C CO - 5C3	10P-6A	MON/TUE
4430504	5C4	HARRIS,SHELDON M	5 PRECINCT C CO - 5C4	10P-6A	TUE/WED
4430505	5C5	NONE	5 PRECINCT C CO - 5C5	10P-6A	WED/THU
4430506	5C6	HOLLEY,MARTIN L	5 PRECINCT C CO - 5C6	10P-6A	THU/FRI
4430507	5C7	MCDANIEL, MATTHEW R	5 PRECINCT C CO - 5C7	10P-6A	FRI/SAT
4430508	5C8	SCHLAEGEL,DAN	5 PRECINCT C CO - 5C8	10P-6A	SUN/MON
4430509	5C9	OLSON, DON	5 PRECINCT C CO - 5C9	10P-6A	MON/TUE
4430510	5C10	LADIPO,ELIJAH	5 PRECINCT C CO - 5C10	10P-6A	TUE/WED
4430511	5C11	NONE	5 PRECINCT C CO - 5C11	10P-6A	WED/THU
5530700	S7C	RIDDLE, JOSEPH D	7 PRECINCT C CO - SGT	10P-6A	FRI/SAT
5530701	7C1	ECKENRODE, KEVIN C	7 PRECINCT C CO - 7C1	10P-6A	SAT/SUN
5530702	7C2	HUDSON, GREG	7 PRECINCT C CO - 7C2	10P-6A	SUN/MON
5530703	7C3	WORLEY,MATTHEW	7 PRECINCT C CO - 7C3	10P-6A	MON/TUE
5530704	7C4	WOLF,MARK	7 PRECINCT C CO - 7C4	10P-6A	TUE/WED
5530705	7C5	KULP,JASON R	7 PRECINCT C CO - 7C5	10P-6A	WED/THU

6 - ZONE 990 PLAN
DISPLACEMENT ROSTER

5530706	7C6	MALLERNEE, WILLIAM J	7 PRECINCT C CO - 7C6	10P-6A	THU/FRI
5530707	7C7	MAGAW, STEVEN T	7 PRECINCT C CO - 7C7	10P-6A	FRI/SAT
5530708	7C8	WOLFE, TREVOR	7 PRECINCT C CO - 7C8	10P-6A	SUN/MON
5530709	7C9	MARTIN, RACHEL F	7 PRECINCT C CO - 7C9	10P-6A	MON/TUE
5530710	7C10	WARD, JEFF	7 PRECINCT C CO - 7C10	10P-6A	TUE/WED
5530711	7C11	BUCK, JOSHUA	7 PRECINCT C CO - 7C11	10P-6A	WED/THU
5531600	S16C	MCFADDEN, JAMES A	16 PRECINCT C CO - SGT	11P-7A	SUN/MON
5531601	16C1	HOLLANDER, KIMBERLY S	16 PRECINCT C CO - 16C1	11P-7A	SAT/SUN
5531602	16C2	FELDHAUS, BRIAN P	16 PRECINCT C CO - 16C2	11P-7A	SUN/MON
5531603	16C3	PARKS, ANTHONY S	16 PRECINCT C CO - 16C3	11P-7A	MON/TUE
5531604	16C4	SCOTT, WILLIAM	16 PRECINCT C CO - 16C4	11P-7A	TUE/WED
5531605	16C5	PABIS, JONATHAN P	16 PRECINCT C CO - 16C5	11P-7A	WED/THU
5531606	16C6	GRAHAM, BEAU-CHRISTIAN C	16 PRECINCT C CO - 16C6	11P-7A	THU/FRI
5531607	16C7	HICKS, ADAM C	16 PRECINCT C CO - 16C7	11P-7A	FRI/SAT
5531608	16C8	WILLIAMS, WESLEY	16 PRECINCT C CO - 16C8	11P-7A	SUN/MON
5531609	16C9	CORONADO, ANYIRO	16 PRECINCT C CO - 16C9	11P-7A	MON/TUE
5531610	16C10	WOOLLEY, JILL	16 PRECINCT C CO - 16C10	11P-7A	TUE/WED
5531611	16C1	MEUSE, BRANDON A	16 PRECINCT C CO - 16C11	11P-7A	WED/THU
	S22C		22 PRECINCT C CO		
	22C1		22 PRECINCT C CO		
	22C2		22 PRECINCT C CO		
	22C3		22 PRECINCT C CO		
	22C4		22 PRECINCT C CO		
	22C5		22 PRECINCT C CO		
	22C6		22 PRECINCT C CO		
	22C7		22 PRECINCT C CO		
	22C8		22 PRECINCT C CO		
5533100	SRZ5	NONE	RELIEF ZONE 5 C1 7 & 16 PCT - SGT	10P-6A	WED/THU
5533200	SRZ5	MESSERLY, BENJAMIN J	RELIEF ZONE 5 C2 11 & 12 PCT - SGT	10P-6A	TUE/WED
5533300	SRZ5C3	NONE	RELIEF ZONE 5 C3 - SGT	10P-6A	TUE/WED
5535000	S95E	KECKLEY, SHANE M	ZONE 5 EVENING MIDWATCH - SGT	7P-5A	SUN/TUE
5535001	Z5E1-1	EVANS, DYLAN O.W.	ZONE 5 EVENING MIDWATCH - Z5E1-1	7P-5A	SUN/TUE
5535002	Z5E1-2	STEEL, BRIAN A	ZONE 5 EVENING MIDWATCH - Z5E1-2	7P-5A	SUN/TUE
5535003	Z5E1-3	HAMMEL, TROY M	ZONE 5 EVENING MIDWATCH - Z5E1-3	7P-5A	SAT/MON
5535004	Z5E1-4	LITTLE, JOEL M.	ZONE 5 EVENING MIDWATCH - Z5E1-4	7P-5A	SUN/TUE
5535005	Z5E1	NONE	Z5E1-5 - ABOLISHED	7P-5A	SUN/TUE
5535006	Z5E1-6	GASAWAY, MATTHEW K	ZONE 5 EVENING MIDWATCH - Z5E1-6	7P-5A	SUN/TUE
5535007	Z5E1-7	BRANCH, SCOTT L.	ZONE 5 EVENING MIDWATCH - Z5E1-7	7P-5A	SUN/TUE
5535008	Z5E1-8	SPECK, JON	ZONE 5 EVENING MIDWATCH - Z5E1-8	7P-5A	MON/WED
5535009	Z5E1-9	AMSTUTZ, NATHAN	ZONE 5 EVENING MIDWATCH - Z5E1-9	7P-5A	SAT/MON
5535010	Z5E1-10	BROUSSARD, AISSHA N	ZONE 5 EVENING MIDWATCH - Z5E1-10	7P-5A	MON/WED
5535011	Z5E1-11	FREETAGE, DAVID M	ZONE 5 EVENING MIDWATCH - Z5E1-11	7P-5A	MON/WED
5535012	Z5E1-12	BAKER, MATTHEW B	ZONE 5 EVENING MIDWATCH - Z5E1-12	7P-5A	SAT/MON
5535013	Z5E1-13	BISCHOFF, THOMAS P	ZONE 5 EVENING MIDWATCH - Z5E1-13	7P-5A	SAT/MON
5535100	RS95	YOST, AUTUMN M	ZONE 5 RELIEF EVENING MIDWATCH - SGT	7P-5A	THU/SAT
5535101	Z5E2-1	TOMLIN, WESTON C	ZONE 5 RELIEF EVENING MIDWATCH - Z5E2-1	7P-5A	TUE/THU
5535102	Z5E2-2	LAW, JASON W	ZONE 5 RELIEF EVENING MIDWATCH - Z5E2-2	7P-5A	FRI/SUN
5535103	Z5E2-3	HARTRANFT, MEGHAN L	ZONE 5 RELIEF EVENING MIDWATCH - Z5E2-3	7P-5A	TUE/THU
5535104	Z5E2-4	NONE	ZONE 5 RELIEF EVENING MIDWATCH - Z5E2-4	7P-5A	TUE/THU
5535105	Z5E2-5	ADU-OWUSU, ADOLPH K	ZONE 5 RELIEF EVENING MIDWATCH - Z5E2-5	7P-5A	THU/SAT
5535106	Z5E2-6	JONES, JUSTIN M	ZONE 5 RELIEF EVENING MIDWATCH - Z5E2-6	7P-5A	WED/FRI
5535107	Z5E2-7	HALL, RODNEY II L	ZONE 5 RELIEF EVENING MIDWATCH - Z5E2-7	7P-5A	WED/FRI
5535108	Z5E2-8	JACKSON, PHILLIP E	ZONE 5 RELIEF EVENING MIDWATCH - Z5E2-8	7P-5A	THU/SAT
5535109	Z5E2-9	LAZAR, JEFFREY M.	ZONE 5 RELIEF EVENING MIDWATCH - Z5E2-9	7P-5A	WED/FRI
5535110	Z5E2-10	DAVIS, ROBERT A	ZONE 5 RELIEF EVENING MIDWATCH - Z5E2-10	7P-5A	TUE/THU
5535111	Z5E2	BOWMAN, SCOTT F	ZONE 5 RELIEF EVENING MIDWATCH - Z5E2-11	7P-5A	FRI/SUN
5535112	Z5E2	CARRUTHERS, JOSEPH R	ZONE 5 RELIEF EVENING MIDWATCH - Z5E2-12	7P-5A	WED/FRI
5540000	RL5A	NONE	ZONE 5 1ST SHIFT RELIEF LT	7A-3P	TUE/WED
5550000	RL5B	PETTENGILL, HOWARD A	ZONE 5 2ND SHIFT RELIEF LT	3P-11P	WED/THU

5-ZONE 990 PLAN
DISPLACEMENT ROSTER

Assignment	Call #	Name	Job	Hours	Days Off
		ASSIGNMENT ABOLISHED			
		NEW ASSIGNMENT			
		SHIFT TO ANOTHER BUREAU			
5000000	CHF5	KUEBLER, KENNETH J	PATROL SOUTH DEPUTY CHIEF	8A-4P MULTI	SAT/SUN
5200000	CMDR	GARDNER, MARK J	ZONE 2 COMMANDER	8A-4P	SAT/SUN
5210000	L2A	KNIGHT, DAVID B	ZONE 2 1ST SHIFT LT	7A-3P	SUN/MON
5210800	RL2A	NONE	ZONE 2 RELIEF LT	7A-3P	TUE/WED
5210900	S9A	SPENCER, JEFFREY S	9 PRECINCT A CO - SGT	6A-2P	SUN/MON
5210901	9A1	RUSH, GREGORY A	9 PRECINCT A CO - 9A1	6A-2P	SAT/SUN
5210902	9A2	JUSTICE, HOBERT D	9 PRECINCT A CO - 9A2	6A-2P	SUN/MON
5210903	9A3	TOLBER, WENDELL J	9 PRECINCT A CO - 9A3	6A-2P	MON/TUE
5210904	9A4	MILLER, RAYMOND V	9 PRECINCT A CO - 9A4	6A-2P	TUE/WED
5210905	9A5	SHOTWELL, AARON R	9 PRECINCT A CO - 9A5	6A-2P	WED/THU
5210906	9A6	KERR, KENNETH JR L	9 PRECINCT A CO - 9A6	6A-2P	THU/FRI
5210907	9A7	BROWN, HENRY L	9 PRECINCT A CO - 9A7	6A-2P	FRI/SAT
5210908	9A8	JOHNSON, ANTHONY M	9 PRECINCT A CO - 9A8	6A-2P	TUE/WED
5210909	9A9	FRANKS, DARRIN L	9 PRECINCT A CO - 9A9	6A-2P	SAT/SUN
5210910	9A10	JONES, JEFFREY L	9 PRECINCT A CO - 9A10	6A-2P	THU/FRI
5211400	S14A	KANE, DARREN P	14 PRECINCT A CO - SGT	7A-3P	THU/FRI
5211401	14A1	WOOTEN, DONALD L	14 PRECINCT A CO - 14A1	7A-3P	SAT/SUN
5211402	14A2	GIBSON, JOSEPH C	14 PRECINCT A CO - 14A2	7A-3P	SUN/MON
5211403	14A3	STROZYK, JAMES W	14 PRECINCT A CO - 14A3	7A-3P	MON/TUE
5211404	14A4	BOGENSCHUTZ, JANE L	14 PRECINCT A CO - 14A4	7A-3P	TUE/WED
5211405	14A5	GARRETT, DOUGLAS M	14 PRECINCT A CO - 14A5	7A-3P	WED/THU
5211406	14A6	AUGUSTYNIAK, ARKADIUSZ N	14 PRECINCT A CO - 14A6	7A-3P	THU/FRI
5211407	14A7	PLACE, JANETTA K	14 PRECINCT A CO - 14A7	7A-3P	FRI/SAT
5211408	14A8	VIAU, JUSTIN P	14 PRECINCT A CO - 14A8	7A-3P VAR	TUE/WED
5211409	14A9	REID, BRIAN K	14 PRECINCT A CO - 14A9	7A-3P	SUN/MON
5211410	14A10	KINNEY, CURTIS R	14 PRECINCT A CO - 14A10	7A-3P	THU/FRI
5212000	S20A	BOBO, MATTHEW P	20 PRECINCT A CO - SGT	6A-2P	FRI/SAT
5212001	20A1	BOGGS, STEVEN S	20 PRECINCT A CO - 20A1	6A-2P	SAT/SUN
5212002	20A2	WILKINSON, KIMBERLY L	20 PRECINCT A CO - 20A2	6A-2P	SUN/MON
5212003	20A3	HETTERSCHIEDT, FRANK K	20 PRECINCT A CO - 20A3	6A-2P	MON/TUE
5212004	20A4	HANNAH, FREDRICK W	20 PRECINCT A CO - 20A4	6A-2P	TUE/WED
5212005	20A5	PORTER, ROBERT M	20 PRECINCT A CO - 20A5	6A-2P	WED/THU
5212006	20A6	LOWERY, ANTHONY	20 PRECINCT A CO - 20A6	6A-2P	THU/FRI
5212007	20A7	CHAPMAN, CHRISTOPHER G	20 PRECINCT A CO - 20A7	6A-2P	FRI/SAT
5212008	20A8	KINDER, RICHARD J	20 PRECINCT A CO - 20A8	6A-2P	FRI/SAT
5212009	20A9	LOVE, STEVEN W	20 PRECINCT A CO - 20A9	6A-2P	WED/THU
5212010	20A10	MYERS, BRIAN J	20 PRECINCT A CO - 20A10	6A-2P	MON/TUE
	S24A		24 PRECINCT A CO		
	24A1		24 PRECINCT A CO		
	24A2		24 PRECINCT A CO		
	24A3		24 PRECINCT A CO		
	24A4		24 PRECINCT A CO		
	24A5		24 PRECINCT A CO		
	24A6		24 PRECINCT A CO		
	24A7		24 PRECINCT A CO		
5213100	SR22	CORMICAN, MICHAEL J	RELIEF ZONE 2 A1 - SGT 9 & 20 PCT	6A-2P	WED/THU
5213200	SR22	KEGLEY, MICHAEL	RELIEF ZONE 2 A2 - SGT 13 & 14 PCT	7A-3P VAR	TUE/WED
5215000	S92D-A	GUGLIELMI, RALPH A	ZONE 2 DAY MIDWATCH - SGT	9A-7P	SUN/TUE
5215001	Z2D1	WILSON, ROBERT D	ZONE 2 DAY MIDWATCH - Z2D1	9A-7P	SUN/TUE
5215002	Z2D2	HARRELL, JIMMY T	ZONE 2 DAY MIDWATCH - Z2D2	9A-7P	SUN/TUE
5215003	Z2D3	TUSSING, SEAN M	ZONE 2 DAY MIDWATCH - Z2D3	9A-7P	SUN/TUE
5215004	Z2D4	BAUGHMAN, MATTHEW R	ZONE 2 DAY MIDWATCH - Z2D4	9A-7P	MON/WED
5215005	Z2D5	KAUFMAN, FREDERICK II L	ZONE 2 DAY MIDWATCH - Z2D5	9A-7P	MON/WED
5215006	Z2D6	PAGNANELLI, MELISSA E	ZONE 2 DAY MIDWATCH - Z2D6	9A-7P	THU/SAT
5215007	Z2D7	RAINES, TIMOTHY J	ZONE 2 DAY MIDWATCH - Z2D7	9A-7P	MON/WED
	S92D-B		ZONE 2 DAY MIDWATCH		
5215008	Z2D8	EWING, MATTHEW M	ZONE 2 DAY MIDWATCH - Z2D8	9A-7P	WED/FRI

5-ZONE 990 PLAN
DISPLACEMENT ROSTER

5215009	Z2D9	NONE	ZONE 2 DAY MIDWATCH - Z2D9	9A-7P	WED/FRI
5215010	Z2D10	SCLAFANI, FRANCIS JR E	ZONE 2 DAY MIDWATCH - Z2D10	9A-7P	WED/FRI
5215011	Z2D11	SHAEFFER, PERRY T	ZONE 2 DAY MIDWATCH - Z2D11	9A-7P	SAT/MON
5215012	Z2D12	BUTCHER, RODNEY J	ZONE 2 DAY MIDWATCH - Z2D12	9A-7P	FRI/SUN
5215013	Z2D13	FRANCE, JAMES D	ZONE 2 DAY MIDWATCH - Z2D13	9A-7P	SAT/MON
	Z2D14		ZONE 2 DAY MIDWATCH		
5220000	L2B	MCFADDEN, MELISSA O	ZONE 2 2ND SHIFT LT	3P-11P	FRI/SAT
5220900	S9B	HURST, LEE A	9 PRECINCT B CO - SGT	2P-10P	SUN/MON
5220901	9B1	WILLIAMS,AARON M	9 PRECINCT B CO - 9B1	2P-10P	SAT/SUN
5220902	9B2	KASZA, AMANDA N	9 PRECINCT B CO - 9B2	2P-10P	SUN/MON
5220903	9B3	LAFOLLETTE,JAMES E	9 PRECINCT B CO - 9B3	2P-10P	MON/TUE
5220904	9B4	GREENING,HALEY	9 PRECINCT B CO - 9B4	2P-10P	TUE/WED
5220905	9B5	LAIRD,DAVID	9 PRECINCT B CO - 9B5	2P-10P	WED/THU
5220906	9B6	HUSBAND,KIARA N	9 PRECINCT B CO - 9B6	2P-10P	THU/FRI
5220907	9B7	THOMAS,JONATHAN B	9 PRECINCT B CO - 9B7	2P-10P	FRI/SAT
5220908	9B8	MITCHELL,JWAUN	9 PRECINCT B CO - 9B8	2P-10P	WED/THU
5220909	9B9	ANSTINE,NATHAN	9 PRECINCT B CO - 9B9	2P-10P	WED/THU
5220910	9B10	HAWKINS,ANDREW J	9 PRECINCT B CO - 9B10	2P-10P	SUN/MON
5220911	9B11	FRANCIS ,ANDREW K	9 PRECINCT B CO - 9B11 WALKIE	2P-10P	SUN/MON
5220912	9B12	TEIGA,KENDALL	9 PRECINCT B CO - 9B12 WALKIE	2P-10P	SUN/MON
5220913	9B13	POOLE JR.,JAMES H	9 PRECINCT B CO - 9B13 WALKIE	2P-10P	TUE/WED
5220914	9B14	PEZZOTT II,THOMAS	9 PRECINCT B CO - 9B14 WALKIE	2P-10P	TUE/WED
5220915	9B15	ELLSSESSER,JASON	9 PRECINCT B CO - 9B15	2P-10P VAR	TUE/WED
5220916	9B16	ALT,KIRK	9 PRECINCT B CO - 9B16	2P-10P VAR	THU/FRI
5220917	9B17	HOWARD,SHANE J	9 PRECINCT B CO - 9B17	2P-10P VAR	SUN/MON
5221400	S14B	FUQUA, JAMES K	14 PRECINCT B CO - SGT	3P-11P	THU/FRI
5221401	14B1	ROGERS, PHILLIP M	14 PRECINCT B CO - 14B1	3P-11P	SAT/SUN
5221402	14B2	GOLDSTEIN,JEREMY K	14 PRECINCT B CO - 14B2	3P-11P	SUN/MON
5221403	14B3	NONE	14 PRECINCT B CO - 14B3	3P-11P	MON/TUE
5221404	14B4	MANCINI ,NICOLE	14 PRECINCT B CO - 14B4	3P-11P	TUE/WED
5221405	14B5	PANELLA ,DANIEL A	14 PRECINCT B CO - 14B5	3P-11P	WED/THU
5221406	14B6	CRAIG,BRIAN M	14 PRECINCT B CO - 14B6	3P-11P	THU/FRI
5221407	14B7	SYKES, RASHAWN A	14 PRECINCT B CO - 14B7	3P-11P	FRI/SAT
5221408	14B8	EVERHART,TRENTON D	14 PRECINCT B CO - 14B8	3P-11P	SUN/MON
5221409	14B9	BOLOG,BRAD A	14 PRECINCT B CO - 14B9	3P-11P	TUE/WED
5221410	14B10	HAND,THOMAS E	14 PRECINCT B CO - 14B10	3P-11P	WED/THU
5221411	14B1	WRIGHT,SCOTT	14 PRECINCT B CO - 14B11	3P-11P VAR	THU/FRI
5221412	14B1	HICKS,TYLER	14 PRECINCT B CO - 14B12	3P-11P VAR	TUE/WED
5221413	14B1	NONE	14 PRECINCT B - CO 14B13 WALKIE	3P-11P VAR	
5221414	14B14	NONE	14 PRECINCT B CO - 14B14 WALKIE	3P-11P	
5222000	S20B	SMITH-HUGHES, CHRISTOPHER A	20 PRECINCT B CO - SGT	2P-10P	FRI/SAT
5222001	20B1	WHITE, GEORGE E	20 PRECINCT B CO - 20B1	2P-10P	SAT/SUN
5222002	20B2	NONE	20 PRECINCT B CO - 20B2	2P-10P	SUN/MON
5222003	20B3	NONE	20 PRECINCT B CO - 20B3	2P-10P	MON/TUE
5222004	20B4	NONE	20 PRECINCT B CO - 20B4	2P-10P	TUE/WED
5222005	20B5	DE YARMAN,EMILY	20 PRECINCT B CO - 20B5	2P-10P	WED/THU
5222006	20B6	KRETMANN, LOGAN	20 PRECINCT B CO - 20B6	2P-10P	THU/FRI
5222007	20B7	KEMP, ROBERT E	20 PRECINCT B CO - 20B7	2P-10P	FRI/SAT
5222008	20B8	NONE	20 PRECINCT B CO - 20B8	2P-10P	MON/TUE
5222009	20B9	SANDS,NICHOLAS	20 PRECINCT B CO - 20B9	2P-10P	TUE/WED
5222010	20B10	ROSE III,RAYMOND	20 PRECINCT B CO - 20B10	2P-10P	WED/THU
5222011	20B1	AKPALO,SERGE	20 PRECINCT B CO - 20B11	2P-10P VAR	THU/FRI
5222012	20B1	NONE	20 PRECINCT B CO - 20B12	2P-10P VAR	WED/THU
5222013	20B1	NONE	20 PRECINCT B CO - 20B13	2P-10P VAR	MON/TUE
5222014	20B1	CHANNEL,ERIC	20 PRECINCT B CO - 20B14	2P-10P VAR	SUN/MON
	S24 B		24 PRECINCT B CO		
	24B1		24 PRECINCT B CO		
	24B2		24 PRECINCT B CO		
	24B3		24 PRECINCT B CO		
	24B4		24 PRECINCT B CO		
	24B5		24 PRECINCT B CO		

5-ZONE 990 PLAN
DISPLACEMENT ROSTER

	24B6		24 PRECINCT B CO		
	24B7		24 PRECINCT B CO		
	24B8		24 PRECINCT B CO		
	24B9		24 PRECINCT B CO		
	24B10		24 PRECINCT B CO		
	24B11		24 PRECINCT B CO		
5223100	RSZ2	DILLON, SHAUN J	RELIEF ZONE 2 B1 13 & 14 PCT - SGT	3P-11P VAR	TUE/WED
5223200	SRZ2	EDELSBERG, DAN S	RELIEF ZONE 2 B2 9 & 20 PCT -SGT	2P-10P VAR	WED/THU
5225000	--	TATE, ANDRE E	COMMUNITY RESPONSE TEAM 2 - SGT -	2P-12A	SUN/TUE
5225001	--	WINDON, TIMOTHY A	COMMUNITY RESPONSE TEAM 2	2P-12A	SUN/TUE
5225002	--	BRAMMER, JASON A	COMMUNITY RESPONSE TEAM 2	2P-12A	SUN/TUE
5225003	--	KASZA, JEFFREY JR J	COMMUNITY RESPONSE TEAM 2	2P-12A	SUN/TUE
5225004	--	HARMON, BRANDON L	COMMUNITY RESPONSE TEAM 2	2P-12A	SUN/TUE
5225005	--	POLTA, ROBERT B	COMMUNITY RESPONSE TEAM 2	2P-12A	SUN/TUE
5225006	--	BAASE, MATTHEW J	COMMUNITY RESPONSE TEAM 2	2P-12A	SUN/TUE
5225007	--	NAREWSKI, JOHN D	COMMUNITY RESPONSE TEAM 2	2P-12A	SUN/TUE
5225008	--	GEORGE, KEVIN E	COMMUNITY RESPONSE TEAM 2	2P-12A	SUN/TUE
5225009	--	TOBIN, PAUL C	COMMUNITY RESPONSE TEAM 2	2P-12A	SUN/TUE
5225010	--	NONE	COMMUNITY RESPONSE TEAM 2	2P-12A	SUN/TUE
5230000	L2C	MYERS, TIMOTHY	ZONE 2 3RD SHIFT LT	11P-7A	FRI/SAT
5230800	RL2C	RECTOR, LOWELL F	ZONE 2 RELIEF LT	11P-7A	WED/THU
5230900	S9C	GRABER, HEATH D	9 PRECINCT C CO - SGT	10P-6A	THU/FRI
5230901	9C1	WAUGH-HOLLAND,KRISTEN L	9 PRECINCT C CO - 9C1	10P-6A	SAT/SUN
5230902	9C2	RUBENSTAHL,NICHOLAS R	9 PRECINCT C CO - 9C2	10P-6A	SUN/MON
5230903	9C3	Whitlow, Jr,Robbie L.	9 PRECINCT C CO - 9C3	10P-6A	MON/TUE
5230904	9C4	BLAINE,DEREK C	9 PRECINCT C CO - 9C4	10P-6A	TUE/WED
5230905	9C5	BRASKIE, JAMES R	9 PRECINCT C CO - 9C5	10P-6A	WED/THU
5230906	9C6	HOLLAND, DARRYL R	9 PRECINCT C CO - 9C6	10P-6A	THU/FRI
5230907	9C7	KIMBROUGH, BRIDGET	9 PRECINCT C CO - 9C7	10P-6A	FRI/SAT
5230908	9C8	BEY,DANIEL P	9 PRECINCT C CO - 9C8	10P-6A	SUN/MON
5230909	9C9	Dilley,Dustin	9 PRECINCT C CO - 9C9	10P-6A	MON/TUE
5230910	9C10	BIGGERS,CHRISTOPHER	9 PRECINCT C CO - 9C10	10P-6A	TUE/WED
5230911	9C11	MORAN,MICHAEL B	9 PRECINCT C CO - 9C11	10P-6A	WED/THU
5231400	S14C	VOORHIS, MICHAEL C	14 PRECINCT C CO - SGT	11P-7A	SUN/MON
5231401	14C1	VANFOSSAN, RYAN M	14 PRECINCT C CO - 14C1	11P-7A	SAT/SUN
5231402	14C2	SCHWEGLER, CHRISTOPHER A	14 PRECINCT C CO - 14C2	11P-7A	SUN/MON
5231403	14C3	NONE	14 PRECINCT C CO - 14C3	11P-7A	MON/TUE
5231404	14C4	SCHWARTZ,DAVID	14 PRECINCT C CO - 14C4	11P-7A	TUE/WED
5231405	14C5	REYNOLDS-PARRA,MICHELLE A	14 PRECINCT C CO - 14C5	11P-7A	WED/THU
5231406	14C6	CASTEEL, BRIAN E	14 PRECINCT C CO - 14C6	11P-7A	THU/FRI
5231407	14C7	SMALLWOOD, ROBERT F	14 PRECINCT C CO - 14C7	11P-7A	FRI/SAT
5231408	14C8	LUCCI,FRANKLIN	14 PRECINCT C CO - 14C8	11P-7A	SUN/MON
5231409	14C9	NONE	14 PRECINCT C CO - 14C9	11P-7A	MON/TUE
5231410	14C1	NOGAY,JONATHAN	14 PRECINCT C CO - 14C10	11P-7A	TUE/WED
5231411	14C11	ZAMORA,ALEX	14 PRECINCT C CO - 14C11	11P-7A	WED/THU
5232000	S20C	CONSTABLE, R BRONSON	20 PRECINCT C CO - SGT	10P-6A	FRI/SAT
5232001	20C1	HELBER, MARK D	20 PRECINCT C CO - 20C1	10P-6A	SAT/SUN
5232002	20C2	RENSCH, DANIEL	20 PRECINCT C CO - 20C2	10P-6A	SUN/MON
5232003	20C3	DONALDSON,RICHARD J	20 PRECINCT C CO - 20C3	10P-6A	MON/TUE
5232004	20C4	SEYMOUR,JOSHUA S	20 PRECINCT C CO - 20C4	10P-6A	TUE/WED
5232005	20C5	COLEMAN II,LON R	20 PRECINCT C CO - 20C5	10P-6A	WED/THU
5232006	20C6	MCKEE,RYAN D	20 PRECINCT C CO - 20C6	10P-6A	THU/FRI
5232007	20C7	PENNELL II, WILLIAM L	20 PRECINCT C CO - 20C7	10P-6A	FRI/SAT
5232008	20C8	ELIZONDO,SHAWN D	20 PRECINCT C CO - 20C8	10P-6A	SUN/MON
5232009	20C9	ANDERSON,MATTHEW B	20 PRECINCT C CO - 20C9	10P-6A	TUE/WED
5232010	20C1	NONE	20 PRECINCT C CO - 20C10	10P-6A	WED/THU
5232011	20C11	Rich,Kenneth	20 PRECINCT C CO - 20C11	10P-6A	MON/TUE
	s24c		24 PRECINCT C CO		
	24c1		24 PRECINCT C CO		
	24c2		24 PRECINCT C CO		
	24c3		24 PRECINCT C CO		

5-ZONE 990 PLAN
DISPLACEMENT ROSTER

	24c4		24 PRECINCT C CO		
	24c5		24 PRECINCT C CO		
	24c6		24 PRECINCT C CO		
	24C7		24 PRECINCT C CO		
	24C8		24 PRECINCT C CO		
5233100	SRZ2	PARKER, CHARLES J	RELIEF ZONE 2 C1 - SGT 14 & 20 PCT	11P-7A	WED/THU
5233200	SRZ2	MUSCARELLO, MICHAEL J	RELIEF ZONE 2 C2 - SGT 9 & 20 PCT	10P-6A	MON/TUE
5233500	GRSZ	HESS, DANA S	GENERAL RELIEF SGT ZONE 2 C	10P-6A	WED/THU
5235000	S92E	BARTON, ADAM M	ZONE 2 EVENING MIDWATCH - SGT	7P-5A	SUN/TUE
5235001	Z2E1-1	BRYANT,WAYNE T	ZONE 2 EVENING MIDWATCH - Z2E1-1	7P-5A	SUN/TUE
5235002	Z2E1-2	MOORE,SAMUEL A	ZONE 2 EVENING MIDWATCH - Z2E1-2	7P-5A	SUN/TUE
5235003	Z2E1-3	GUTIERREZ, LINDA E	ZONE 2 EVENING MIDWATCH - Z2E1-3	7P-5A	SUN/TUE
5235004	Z2E1-4	SCOTT, CASSIE E	ZONE 2 EVENING MIDWATCH - Z2E1-4	7P-5A	SUN/TUE
5235005	Z2E1-5	HETZER, BENJAMIN	ZONE 2 EVENING MIDWATCH - Z2E1-5	7P-5A	SUN/TUE
5235006	Z2E1-6	GIANOTTI,TIMOTHY J	ZONE 2 EVENING MIDWATCH - Z2E1-6	7P-5A	SUN/TUE
5235007	Z2E1-7	WILSON, WILLIAM J	ZONE 2 EVENING MIDWATCH - Z2E1-7	7P-5A	SAT/MON
5235008	Z2E1-8	KLETTE, ANTHONY D	ZONE 2 EVENING MIDWATCH - Z2E1-8	7P-5A	SAT/MON
5235009	Z2E1	CULBERTSON, SEAN	ZONE 2 EVENING MIDWATCH - Z2E1-9	7P-5A	SUN/TUE
5235010	Z2E1-10	DUNLEVY, MICHAEL B	ZONE 2 EVENING MIDWATCH - Z2E1-10	7P-5A	MON/WED
	Z2E1-11		ZONE 2 EVENING MIDWATCH WALKIE		
	Z2E1-12		ZONE 2 EVENING MIDWATCH WALKIE		
5235011	Z2E1	HOCKMAN,MARK A	ZONE 2 EVENING MIDWATCH - Z2E1-11	7P-5A	SUN/TUE
5235012	Z2E1-12	CLARK, NICHOLAS D.	ZONE 2 EVENING MIDWATCH - Z2E1-12	7P-5A	MON/WED
5235013	Z2E1-13	NONE	ZONE 2 EVENING MIDWATCH - Z2E1-13	7P-5A	MON/WED
5235014	Z2E1-14	NONE	ZONE 2 EVENING MIDWATCH - Z2E1-14	7P-5A	MON/WED
5235015	Z2E1-15	NONE	ZONE 2 EVENING MIDWATCH - Z2E1-15	7P-5A	MON/WED
5235100	RS92	SNYDER, BRENT I	ZONE 2 RELIEF EVENING MIDWATCH - SGT	7P-5A	THU/SAT
5235101	Z2E2	EZELL JR,JERRY L	ZONE 2 RELIEF EVENING MIDWATCH - Z2E2-1	7P-5A	TUE/THU
5235102	Z2E2	COLE, DANIEL C	ZONE 2 RELIEF EVENING MIDWATCH - Z2E2-2	7P-5A	TUE/THU
5235103	Z2E2-3	HAWKINS,JOHN P	ZONE 2 RELIEF EVENING MIDWATCH - Z2E2-3	7P-5A	TUE/THU
5235104	Z2E2	GRUBER,SHAWN J	ZONE 2 RELIEF EVENING MIDWATCH - Z2E2-4	7P-5A	TUE/THU
5235105	Z2E2-5	COLLINS, DEAN A	ZONE 2 RELIEF EVENING MIDWATCH - Z2E2-5	7P-5A	THU/SAT
5235106	Z2E2-6	BURKEY, JASON P	ZONE 2 RELIEF EVENING MIDWATCH - Z2E2-6	7P-5A	THU/SAT
5235107	Z2E2-7	COLLIER, SHAWN M	ZONE 2 RELIEF EVENING MIDWATCH - Z2E2-7	7P-5A	FRI/SUN
5235108	Z2E2-8	DUKE, BRIAN L	ZONE 2 RELIEF EVENING MIDWATCH - Z2E2-8	7P-5A	WED/FRI
5235109	Z2E2-9	HIGGINS, SHEA E	ZONE 2 RELIEF EVENING MIDWATCH - Z2E2-9	7P-5A	THU/SAT
5235110	Z2E2-10	PRAITHER, MARY S	ZONE 2 RELIEF EVENING MIDWATCH - Z2E2-10	7P-5A	THU/SAT
5235111	Z2E2-11	RUHL, EDWIN P	ZONE 2 RELIEF EVENING MIDWATCH - Z2E2-10	7P-5A	WED/FRI
5235112	Z2E2-12	MCCOTTER, BOB E	ZONE 2 RELIEF EVENING MIDWATCH - Z2E2-10	7P-5A	FRI/SUN
5300000	CMR3	HYLAND, SCOTT R	ZONE 3 COMMANDER	8A-4P	SAT/SUN
5310000	L3A	DEAN, CLIFTON T	ZONE 3 1ST SHIFT LT	7A-3P	FRI/SAT
5310800	S8A	MORROW, CHADWICK D	8 PRECINCT A CO - SGT	6A-2P	THU/FRI
5310801	8A1	ADKINS, GARY A	8 PRECINCT A CO - 8A1	6A-2P	SAT/SUN
5310802	8A2	BOWERS, KENNETH K	8 PRECINCT A CO - 8A2	6A-2P	SUN/MON
5310803	8A3	JONES, CHRISTOPHER B	8 PRECINCT A CO - 8A3	6A-2P	MON/TUE
5310804	8A4	PORE, DONALD L	8 PRECINCT A CO - 8A4	6A-2P	TUE/WED
5310805	8A5	ESTEPP, JAMES P	8 PRECINCT A CO - 8A5	6A-2P	WED/THU
5310806	8A6	RADICH, ANDREW J	8 PRECINCT A CO - 8A6	6A-2P	THU/FRI
5310807	8A7	MILES, JOHN II B	8 PRECINCT A CO - 8A7	6A-2P	FRI/SAT
5310808	8A8	MACLELLAN, TIMOTHY M	8 PRECINCT A CO - 8A8	6A-2P	SUN/MON
5310809	8A9	KASSER, KELLY A	8 PRECINCT A CO - 8A9	6A-2P	TUE/WED
5310810	8A10	HUFFMAN, MICHAEL A	8 PRECINCT A CO - 8A10	6A-2P	FRI/SAT
5311000	S10A	REDDING, STEVE R	10 PRECINCT A CO - SGT	6A-2P	SAT/SUN
5311001	10A1	CORMACK, HARRY E	10 PRECINCT A CO - 10A1	6A-2P	SAT/SUN
5311002	10A2	DRUMMOND, CURTIS K	10 PRECINCT A CO - 10A2	6A-2P	SUN/MON
5311003	10A3	BALDWIN, MATTHEW D	10 PRECINCT A CO - 10A3	6A-2P	MON/TUE
5311004	10A4	BURCHINAL, JASON A	10 PRECINCT A CO - 10A4	6A-2P	TUE/WED
5311005	10A5	FULWIDER, DOUGLAS W	10 PRECINCT A CO - 10A5	6A-2P	WED/THU
5311006	10A6	HYSELL, ANTOINETTE M	10 PRECINCT A CO - 10A6	6A-2P	THU/FRI
5311007	10A7	MANNON, JOANNA M	10 PRECINCT A CO - 10A7	6A-2P	FRI/SAT
5311008	10A8	HARPER, DANNY R	10 PRECINCT A CO - 10A8	6A-2P	SUN/MON

5-ZONE 990 PLAN
DISPLACEMENT ROSTER

5311009	10A9	ALTHERR, ROBERT III F	10 PRECINCT A CO - 10A9	6A-2P	TUE/WED
5311010	10A10	MEYER, JOHN J	10 PRECINCT A CO - 10A10	6A-2P	FRI/SAT
5311500	S15A	ANDERSON, BERNARD D	15 PRECINCT A CO - SGT	7A-3P	SUN/MON
5311501	15A1	ANDERSON, ALEC D	15 PRECINCT A CO - 15A1	7A-3P	SAT/SUN
5311502	15A2	LARES, DAVID E	15 PRECINCT A CO - 15A2	7A-3P	SUN/MON
5311503	15A3	PLANICKA, MICHAEL J	15 PRECINCT A CO - 15A3	7A-3P	MON/TUE
5311504	15A4	DUNBAR, MATTHEW D	15 PRECINCT A CO - 15A4	7A-3P	TUE/WED
5311505	15A5	MCFARLAND, SAMUEL A	15 PRECINCT A CO - 15A5	7A-3P	WED/THU
5311506	15A6	GOLDENBAGEN, KURT E	15 PRECINCT A CO - 15A6	7A-3P	THU/FRI
5311507	15A7	WHITE, DOUGLAS E	15 PRECINCT A CO - 15A7	7A-3P	FRI/SAT
5311508	15A8	KNUDSEN, MICHAEL J	15 PRECINCT A CO - 15A8	7A-3P	SAT/SUN
5311509	15A9	THIEL, COLLEEN M	15 PRECINCT A CO - 15A9	7A-3P	FRI/SAT
5311510	15A1	WILSON, BRET H	15 PRECINCT A CO - 15A10	7A-3P VAR	WED/THU
5311900	S19A	DONOVAN, BRIEN M	19 PRECINCT A CO - SGT	7A-3P	FRI/SAT
5311901	19A1	FOSS, BRADLEY H	19 PRECINCT A CO - 19A1	7A-3P	SAT/SUN
5311902	19A2	BRUCE, ROBERT K	19 PRECINCT A CO - 19A2	7A-3P	SUN/MON
5311903	19A3	RADICH, CHARLES JR W	19 PRECINCT A CO - 19A3	7A-3P	MON/TUE
5311904	19A4	RYAN, MICHAEL JR R	19 PRECINCT A CO - 19A4	7A-3P	TUE/WED
5311905	19A5	HUFFMAN, JOEL E	19 PRECINCT A CO - 19A5	7A-3P	WED/THU
5311906	19A6	LONG, JAMES V	19 PRECINCT A CO - 19A6	7A-3P	THU/FRI
5311907	19A7	GIBSON, LINDA L	19 PRECINCT A CO - 19A7	7A-3P	FRI/SAT
5311908	19A8	STASHEEN, SCOTT M	19 PRECINCT A CO - 19A8	7A-3P	SUN/MON
5311909	19A9	AIELLO, TODD J	19 PRECINCT A CO - 19A9	7A-3P	FRI/SAT
5311910	19A1	CARNEY, LAURIE A	19 PRECINCT A CO - 19A10	7A-3P VAR	TUE/WED
5313100	SRZ3A1	NANCE, THOMAS A	RELIEF ZONE 3 A1 - SGT	6A-2P	WED/THU
5313200	SRZ3	WEEKLEY, MATTHEW R	RELIEF ZONE 3 A2 - SGT	7A-3P VAR	TUE/WED
5315000	S93D-A	HORTON, JOSEPH E	ZONE 3 DAY MIDWATCH - SGT	9A-7P	SUN/TUE
5315001	Z3D1	ELDER, JASON A	ZONE 3 DAY MIDWATCH - Z3D1	9A-7P	SUN/TUE
5315002	Z3D2	FRONTERA, MARK E	ZONE 3 DAY MIDWATCH - Z3D2	9A-7P	SUN/TUE
5315003	Z3D3	NULL, JAMES C	ZONE 3 DAY MIDWATCH - Z3D3	9A-7P	THU/SAT
5315004	Z3D4	PERRIGO, SHAWN	ZONE 3 DAY MIDWATCH - Z3D4	9A-7P	MON/WED
5315005	Z3D5	NGUYEN, QUOC K	ZONE 3 DAY MIDWATCH - Z3D5	9A-7P	MON/WED
5315006	Z3D6	MCHENRY, PATRICK D	ZONE 3 DAY MIDWATCH - Z3D6	9A-7P	THU/SAT
	S93D-B		ZONE 3 DAY MIDWATCH		
5315007	Z3D7	REDICK, APRIL L	ZONE 3 DAY MIDWATCH - Z3D7	9A-7P	MON/WED
5315008	Z3D8	ADKINS, MELISSA M	ZONE 3 DAY MIDWATCH - Z3D8	9A-7P	TUE/THU
5315009	Z3D9	NONE	ZONE 3 DAY MIDWATCH - Z3D9	9A-7P	WED/FRI
5315010	Z3D10	DEMBINSKI, JAMES R	ZONE 3 DAY MIDWATCH - Z3D10	9A-7P	FRI/SUN
5315011	Z3D11	YOUNKER, DAVID A	ZONE 3 DAY MIDWATCH - Z3D11	9A-7P	SAT/MON
5315012	Z3D12	CHEARS, WILLIE L	ZONE 3 DAY MIDWATCH - Z3D12	9A-7P	WED/FRI
5315013	Z3D13	MOODY, LISA J	ZONE 3 DAY MIDWATCH - Z3D13	9A-7P	WED/FRI
5315014	Z3D14	BURGETT, MICHAEL K	ZONE 3 DAY MIDWATCH - Z3D14	9A-7P	FRI/SUN
	Z3D17		ZONE 3 DAY MIDWATCH WALKIE		
	Z3D18		ZONE 3 DAY MIDWATCH WALKIE		
5320000	L3B	BARNES, JIMMIE D	ZONE 3 2ND SHIFT LT	3P-11P	SUN/MON
5320800	58B	MOLLETTE, RICK C	8 PRECINCT B CO - SGT	2P-10P	SUN/MON
5320801	8B1	MASELLI, BRYAN A	8 PRECINCT B CO - 8B1	2P-10P	SAT/SUN
5320802	8B2	POPP, BRETT	8 PRECINCT B CO - 8B2	2P-10P	SUN/MON
5320803	8B3	STEVENS, KEITH D	8 PRECINCT B CO - 8B3	2P-10P	MON/TUE
5320804	8B4	FENTON, NATHAN J	8 PRECINCT B CO - 8B4	2P-10P	TUE/WED
5320805	8B5	PAWLOWSKI, JACOB F	8 PRECINCT B CO - 8B5	2P-10P	WED/THU
5320806	8B6	CHAPMAN, KURT E	8 PRECINCT B CO - 8B6	2P-10P	THU/FRI
5320807	8B7	ROSSER, RYAN A	8 PRECINCT B CO - 8B7	2P-10P	FRI/SAT
5320808	8B8	MAUCK, RYAN P	8 PRECINCT B CO - 8B8	2P-10P	TUE/WED
5320809	8B9	PIERSON, THOMAS	8 PRECINCT B CO - 8B9	2P-10P	WED/THU
5320810	8B10	WOODYARD, BRET M	8 PRECINCT B CO - 8B10	2P-10P	MON/TUE
5320811	8B11	JOHNSON, MARC M	8 PRECINCT B CO - 8B11 WALKIE	2P-10P	SUN/MON
5320812	8B12	JAMES, SAMUEL	8 PRECINCT B CO - 8B12 WALKIE	2P-10P	SUN/MON
5320813	8B13	Mitman, Brice	8 PRECINCT B CO - 8B13 WALKIE	2P-10P	SUN/MON
5320814	8B14	GORTZ, JOSEPH A	8 PRECINCT B CO - 8B14 WALKIE	2P-10P	SUN/MON
5320815	8B15	WISE, RYAN E	8 PRECINCT B CO - 8B15	2P-10P VAR	THU/FRI

5-ZONE 990 PLAN
DISPLACEMENT ROSTER

5320816	8B16	HARSHBARGER,CHARLES R	8 PRECINCT B CO - 8B16	2P-10P VAR	WED/THU
5320817	8B17	NONE	8 PRECINCT B CO - 8B17	2P-10P VAR	TUE/WED
5321000	S10B	MORROW, RUSSELL J	10 PRECINCT B CO - SGT	2P-10P	FRI/SAT
5321001	10B1	DUNHAM, CHAD M	10 PRECINCT B CO - 10B1	2P-10P	SAT/SUN
5321002	10B2	GEARHART, JEFFERY D	10 PRECINCT B CO - 10B2	2P-10P	SUN/MON
5321003	10B3	DANIEL ,KENNETH	10 PRECINCT B CO - 10B3	2P-10P	MON/TUE
5321004	10B4	STECK,AMY	10 PRECINCT B CO - 10B4	2P-10P	TUE/WED
5321005	10B5	LAUSCH,MATTHEW	10 PRECINCT B CO - 10B5	2P-10P	WED/THU
5321006	10B6	RHOADS,JOSHUA	10 PRECINCT B CO - 10B6	2P-10P	THU/FRI
5321007	10B7	BEARD, WILLIAM M	10 PRECINCT B CO - 10B7	2P-10P	FRI/SAT
5321008	10B8	FOULK,BRAD E	10 PRECINCT B CO - 10B8	2P-10P	MON/TUE
5321009	10B9	WEBER,MATTHEW	10 PRECINCT B CO - 10B9	2P-10P	TUE/WED
5321010	10B10	LANNOYE,JOSEPH	10 PRECINCT B CO - 10B10	2P-10P	WED/THU
5321011	10B1	POWERS,DAWN M	10 PRECINCT B CO - 10B11 WALKIE	2P-10P	SUN/MON
5321012	10B1	BYERS,JOREN A	10 PRECINCT B CO - 10B12 WALKIE	2P-10P	SUN/MON
5321013	10B1	CHIRNSIDE,KEVIN P	10 PRECINCT B CO - 10B13	2P-10P VAR	SUN/MON
5321014	10B1	HAMRICK,AUTUMN E	10 PRECINCT B CO - 10B14	2P-10P VAR	TUE/WED
5321015	10B1	DINGFELDER,RYAN	10 PRECINCT B CO - 10B15	2P-10P VAR	WED/THU
5321016	10B1	COBUS,THOMAS	10 PRECINCT B CO - 10B16	2P-10P VAR	MON/TUE
5321017	10B1	TAYLOR,SEAN	10 PRECINCT B CO -10B17	2P-10P	FRI/SAT
5321500	S15B	HOUSER, ERIC B	15 PRECINCT B CO - SGT	3P-11P	THU/FRI
5321501	15B1	JENNINGS, JOSHUA J.	15 PRECINCT B CO - 15B1	3P-11P	SAT/SUN
5321502	15B2	YEAGER, KELLY M	15 PRECINCT B CO - 15B2	3P-11P	SUN/MON
5321503	15B3	SCHOPPERT,KEVIN	15 PRECINCT B CO - 15B3	3P-11P	MON/TUE
5321504	15B4	CONNELLY,BRIAN D	15 PRECINCT B CO - 15B4	3P-11P	TUE/WED
5321505	15B5	HADDIX,DANIEL MJ	15 PRECINCT B CO - 15B5	3P-11P	WED/THU
5321506	15B6	FENSKE,DARRELL D	15 PRECINCT B CO - 15B6	3P-11P	THU/FRI
5321507	15B7	JAMES, WILBERT R	15 PRECINCT B CO - 15B7	3P-11P	FRI/SAT
5321508	15B8	BEESON,ROBERT K	15 PRECINCT B CO - 15B8	3P-11P	SUN/MON
5321509	15B9	ALDERMAN,DON W	15 PRECINCT B CO - 15B9	3P-11P	TUE/WED
5321510	15B10	GARDNER,GUY R	15 PRECINCT B CO - 15B10	3P-11P	WED/THU
5321511	15B1	BETTS,CHRISTOPHER	15 PRECINCT B CO - 15B11	3P-11P VAR	WED/THU
5321512	15B1	LAVEY,KYLIE M	15 PRECINCT B CO - 15B12	3P-11P VAR	THU/FRI
5321513	15B1	SENG,SOLOMON K	15 PRECINCT B CO - 15B13	3P-11P VAR	SUN/MON
5321514	15B1	DAYMUT,MICHAEL	15 PRECINCT B CO - 15B14	3P-11P VAR	MON/TUE
	15B13		15 PRECINCT B CO - WALKIE		
	15B14		15 PRECINCT B CO - WALKIE		
5321900	S19B	WEST, DWAYNE R	19 PRECINCT B CO - SGT	3P-11P	SAT/SUN
5321901	19B1	CLOUSE, MARY A	19 PRECINCT B CO - 19B1	3P-11P	SAT/SUN
5321902	19B2	GREEN,LINCOLN C	19 PRECINCT B CO - 19B2	3P-11P	SUN/MON
5321903	19B3	WESTLAKE,BENJAMIN	19 PRECINCT B CO - 19B3	3P-11P	MON/TUE
5321904	19B4	MILSTEAD,JOSHUA J	19 PRECINCT B CO - 19B4	3P-11P	TUE/WED
5321905	19B5	LABRAKE,SCOTT P	19 PRECINCT B CO - 19B5	3P-11P	WED/THU
5321906	19B6	SNYDER,JACK D	19 PRECINCT B CO - 19B6	3P-11P	THU/FRI
5321907	19B7	MCCLAIN, DOUGLAS K	19 PRECINCT B CO - 19B7	3P-11P	FRI/SAT
5321908	19B8	GARLOCK,BRYCE D	19 PRECINCT B CO - 19B8	3P-11P	MON/TUE
5321909	19B9	CHUNG,EDWARD	19 PRECINCT B CO - 19B9	3P-11P	WED/THU
5321910	19B10	SZABO,PAUL	19 PRECINCT B CO - 19B10	3P-11P	TUE/WED
5321911	19B1	TUCKER,TRAVIS M	19 PRECINCT B CO - 19B11 WALKIE	3P-11P	SUN/MON
5321912	19B1	NONE	19 PRECINCT B CO - 19B12 WALKIE	3P-11P	SUN/MON
5321913	19B1	GEORGE,OLIVER B	19 PRECINCT B CO - 19B13 WALKIE	3P-11P	SUN/MON
5321914	19B1	GROVES,ADAM C	19 PRECINCT B CO - 19B14 WALKIE	3P-11P	SUN/MON
5321915	19B1	NONE	19 PRECINCT B CO - 19B15	3P-11P VAR	WED/THU
5321916	19B1	RIDLEY,JAMES L	19 PRECINCT B CO - 19B16	3P-11P VAR	THU/FRI
5321917	19B1	HUBBELL,JEREMY	19 PRECINCT B CO - 19B17	3P-11P VAR	MON/TUE
5321918	19B1	CAIN,JEFFREY M	19 PRECINCT B CO - 19B18	3P-11P	SUN/MON
5323100	SRZ3	BROPHY, FREDERICK A	RELIEF ZONE 3 B1 15 & 19 PCT - SGT	3P-11P VAR	MON/TUE
5323200	SRZ3	SCHOLL,KYLE M	RELIEF ZONE 3 B2 8 & 10 PCT - SGT	2P-10P VAR	TUE/WED
5325000	--	MCNAMARA, RYAN D	COMMUNITY RESPONSE TEAM 3 - SGT -	2P-10P	FRI/SAT
5325001	--	TUSSING, CHRISTOPHER A	COMMUNITY RESPONSE TEAM 3	2P-12A	THU/SAT
5325002	--	RICHARDS, KEVIN L	COMMUNITY RESPONSE TEAM 3	2P-10P	FRI/SAT

5-ZONE 990 PLAN
DISPLACEMENT ROSTER

5325003	--	OCONNOR, KEITH D	COMMUNITY RESPONSE TEAM 3	2P-12A	THU/SAT
5325004	--	SPEAKS, STANFORD B	COMMUNITY RESPONSE TEAM 3	2P-12A	THU/SAT
5325005	--	CLOUSE, ERIC S	COMMUNITY RESPONSE TEAM 3	2P-10P	FRI/SAT
5325006	--	LAROCHE, DAVID A	COMMUNITY RESPONSE TEAM 3	2P-12A	THU/SAT
5325007	--	ROWE, GLENN D	COMMUNITY RESPONSE TEAM 3	2P-12A	THU/SAT
5325008	--	DIXON, DANNY L	COMMUNITY RESPONSE TEAM 3	2P-12A	THU/SAT
5325009	--	THIEL, JOHN E	COMMUNITY RESPONSE TEAM 3	2P-12A	THU/SAT
5325010	--	SPOHN, CHRISTOPHER J	COMMUNITY RESPONSE TEAM 3	2P-10P	FRI/SAT
5330000	L3C	PAINTER, ANDREW W	ZONE 3 3RD SHIFT LT	11P-7A	FRI/SAT
5330800	S8C	BARKER, KEITH A	8 PRECINCT C CO - SGT	10P-6A	SUN/MON
5330801	8C1	SPRAGUE, SHANE A	8 PRECINCT C CO - 8C1	10P-6A	SAT/SUN
5330802	8C2	SEGNA, MICHAEL J	8 PRECINCT C CO - 8C2	10P-6A	SUN/MON
5330803	8C3	JAMES,JEFFREY S	8 PRECINCT C CO - 8C3	10P-6A	MON/TUE
5330804	8C4	NANCE,PATRICK S	8 PRECINCT C CO - 8C4	10P-6A	TUE/WED
5330805	8C5	OFFERS,NICHOLAS R	8 PRECINCT C CO - 8C5	10P-6A	WED/THU
5330806	8C6	KRACHT JR,JEFFREY T	8 PRECINCT C CO - 8C6	10P-6A	THU/FRI
5330807	8C7	GENTNER, KEVIN A	8 PRECINCT C CO - 8C7	10P-6A	FRI/SAT
5330808	8C8	WILSON, MATTHEW	8 PRECINCT C CO - 8C8	10P-6A	SUN/MON
5330809	8C9	NONE	8 PRECINCT C CO - 8C9	10P-6A	MON/TUE
5330810	8C10	KNOX,CHANCE P	8 PRECINCT C CO - 8C10	10P-6A	TUE/WED
5330811	8C11	JACOBS,PETER	8 PRECINCT C CO - 8C11	10P-6A	WED/THU
5331000	S10C	LUCAS, RONNIE JR G	10 PRECINCT C CO - SGT	10P-6A	FRI/SAT
5331001	10C1	CORBIN, DEREK C	10 PRECINCT C CO - 10C1	10P-6A	SAT/SUN
5331002	10C2	KINZEL, RANDALL II S	10 PRECINCT C CO - 10C2	10P-6A	SUN/MON
5331003	10C3	NONE	10 PRECINCT C CO - 10C3	10P-6A	MON/TUE
5331004	10C4	TULGA,GERALD E	10 PRECINCT C CO - 10C4	10P-6A	TUE/WED
5331005	10C5	NONE	10 PRECINCT C CO - 10C5	10P-6A	WED/THU
5331006	10C6	THATCHER, NICHOLAS S	10 PRECINCT C CO - 10C6	10P-6A	THU/FRI
5331007	10C7	WANNEMACHER, BRADLEY J	10 PRECINCT C CO - 10C7	10P-6A	FRI/SAT
5331008	10C8	TALONE, NICHOLAS	10 PRECINCT C CO - 10C8	10P-6A	SUN/MON
5331009	10C9	KINZEL,JOSHUA L	10 PRECINCT C CO - 10C9	10P-6A	MON/TUE
5331010	10C1	LEE, BRIAN T	10 PRECINCT C CO - 10C10	10P-6A	TUE/WED
5331011	10C1	COOK,CODY	10 PRECINCT C CO - 10C11	10P-6A	WED/THU
5331500	S15C	FRENZ, JOHN T	15 PRECINCT C CO - SGT	11P-7A	THU/FRI
5331501	15C1	BALMERT, STEVE P.	15 PRECINCT C CO - 15C1	11P-7A	SAT/SUN
5331502	15C2	MEFFORD,JOEL M	15 PRECINCT C CO - 15C2	11P-7A	SUN/MON
5331503	15C3	HOWARD,JOHN D	15 PRECINCT C CO - 15C3	11P-7A	MON/TUE
5331504	15C4	DOERFLER,ALAN J	15 PRECINCT C CO - 15C4	11P-7A	TUE/WED
5331505	15C5	SPANN,ROBERT C.	15 PRECINCT C CO - 15C5	11P-7A	WED/THU
5331506	15C6	WIEDMANN JR, DARYL R	15 PRECINCT C CO - 15C6	11P-7A	THU/FRI
5331507	15C7	GREEN, DUSTIN R	15 PRECINCT C CO - 15C7	11P-7A	FRI/SAT
5331508	15C8	GROOM,JOHN G	15 PRECINCT C CO - 15C8	11P-7A	SUN/MON
5331509	15C9	NONE	15 PRECINCT C CO - 15C9	11P-7A	MON/TUE
5331510	15C1	STERLING,JONATHAN	15 PRECINCT C CO - 15C10	11P-7A	TUE/WED
5331511	15C11	CANNELL,MATTHEW J	15 PRECINCT C CO - 15C11	11P-7A	WED/THU
5331900	S19C	DENNER, MARK A	19 PRECINCT C CO - SGT	11P-7A	SAT/SUN
5331901	19C1	MCNAMER,EHRYN C	19 PRECINCT C CO - 19C1	11P-7A	SAT/SUN
5331902	19C2	KERNS,DARREL E	19 PRECINCT C CO - 19C2	11P-7A	SUN/MON
5331903	19C3	DAVIS, TIMOTHY J	19 PRECINCT C CO - 19C3	11P-7A	MON/TUE
5331904	19C4	SOMMERKAMP,CLAYTON	19 PRECINCT C CO - 19C4	11P-7A	TUE/WED
5331905	19C5	RANDALL,JARED	19 PRECINCT C CO - 19C5	11P-7A	WED/THU
5331906	19C6	MERINO,MARCO R	19 PRECINCT C CO - 19C6	11P-7A	THU/FRI
5331907	19C7	CHILTON, CHRISTOPHER J	19 PRECINCT C CO - 19C7	11P-7A	FRI/SAT
5331908	19C8	BADGER,SPENCER A	19 PRECINCT C CO - 19C8	11P-7A	SUN/MON
5331909	19C9	SANDERS,KENNETH	19 PRECINCT C CO - 19C9	11P-7A	MON/TUE
5331910	19C10	DORSEY,HARRY BRIAN	19 PRECINCT C CO - 19C10	11P-7A	TUE/WED
5331911	19C1	EDWARDS,SAMANTHA	19 PRECINCT C CO - 19C11	11P-7A	WED/THU
5333100	SRZ3	SINGLETON, KEVIN W	RELIEF ZONE 3 C1 15 & 19 PCT - SGT	10P-6A	MON/TUE
5333200	SRZ3	ALBERT, JOSEPH R	RELIEF ZONE 3 C2 8 & 10 PCT - SGT	10P-6A	TUE/WED
5335000	S93E	GARNER, JASON SR T	ZONE 3 EVENING MIDWATCH - SGT	7P-5A	SUN/TUE
5335001	Z3E1-1	DAWSON, DONALD JR J	ZONE 3 EVENING MIDWATCH - Z3E1-1	7P-5A	SUN/TUE

5-ZONE 990 PLAN
DISPLACEMENT ROSTER

5335002	Z3E1-2	DAVIS, SHAWN R.	ZONE 3 EVENING MIDWATCH - Z3E1-2	7P-5A	SUN/TUE
5335003	Z3E1-3	SCHWIND, NATHAN A	ZONE 3 EVENING MIDWATCH - Z3E1-3	7P-5A	SUN/TUE
5335004	Z3E1-4	SHEPARD, BRYAN A	ZONE 3 EVENING MIDWATCH - Z3E1-4	7P-5A	SUN/TUE
5335005	Z3E1-5	RILLING,ALEXANDER J	ZONE 3 EVENING MIDWATCH - Z3E1-5	7P-5A	MON/WED
5335006	Z3E1-6	PARKEY,ROBERT E	ZONE 3 EVENING MIDWATCH - Z3E1-6	7P-5A	MON/WED
5335007	Z3E1-7	ELROD,BRIAN T	ZONE 3 EVENING MIDWATCH - Z3E1-7	7P-5A	MON/WED
5335008	Z3E1-8	SMITH,BRIAN N	ZONE 3 EVENING MIDWATCH - Z3E1-8	7P-5A	MON/WED
5335009	Z3E1-9	JOURNEY, CHRISTOPHER S	ZONE 3 EVENING MIDWATCH - Z3E1-9	7P-5A	SUN/TUE
5335010	Z3E1-10	WHITE,IAN R	ZONE 3 EVENING MIDWATCH - Z3E1-10	7P-5A	SUN/TUE
5335011	Z3E1-11	PETRY,BRANDON S	ZONE 3 EVENING MIDWATCH - Z3E1-11	7P-5A	MON/WED
5335012	Z3E1-12	BAKER, TIMOTHY C	ZONE 3 EVENING MIDWATCH - Z3E1-12	7P-5A	SUN/TUE
5335013	Z3E1	GALENTINE, STEPHEN JR L	ZONE 3 EVENING MIDWATCH - Z3E1-13	7P-5A	SAT/MON
5335100	RS93	SEEVERS, GREGG D	ZONE 3 RELIEF EVENING MIDWATCH - SGT	7P-5A	THU/SAT
5335101	Z3E2-1	LEPPLA, BENJAMIN S	ZONE 3 RELIEF EVENING MIDWATCH - Z3E2-1	7P-5A	TUE/THU
5335102	Z3E2-2	KNEELAND, CHARLES M	ZONE 3 RELIEF EVENING MIDWATCH - Z3E2-2	7P-5A	TUE/THU
5335103	Z3E2	BLAIR, KAREN	ZONE 3 RELIEF EVENING MIDWATCH - Z3E2-3	7P-5A	WED/FRI
5335104	Z3E2-4	MERCURIO, ROBERT N	ZONE 3 RELIEF EVENING MIDWATCH - Z3E2-4	7P-5A	THU/SAT
5335105	Z3E2-5	WRIGHT, EDDIE A	ZONE 3 RELIEF EVENING MIDWATCH - Z3E2-5	7P-5A	THU/SAT
5335106	Z3E2-6	MILLER, PHILLIP L	ZONE 3 RELIEF EVENING MIDWATCH - Z3E2-6	7P-5A	THU/SAT
5335107	Z3E2-7	WALTERS, TROY W	ZONE 3 RELIEF EVENING MIDWATCH - Z3E2-7	7P-5A	THU/SAT
5335108	Z3E2-8	FRISCO, JUSTIN J	ZONE 3 RELIEF EVENING MIDWATCH - Z3E2-8	7P-5A	THU/SAT
5335109	Z3E2-9	MAYHEW, RANDALL P	ZONE 3 RELIEF EVENING MIDWATCH - Z3E2-9	7P-5A	THU/SAT
5335110	Z3E2-10	EVERETT, ERIC J	ZONE 3 RELIEF EVENING MIDWATCH - Z3E2-10	7P-5A	THU/SAT
5335111	Z3E2-11	STARNER, ANDREW M	ZONE 3 RELIEF EVENING MIDWATCH - Z3E2-11	7P-5A	FRI/SUN
5335112	Z3E2	CALLOWAY, JAMES E	ZONE 3 RELIEF EVENING MIDWATCH -Z3E2-12	7P-5A	FRI/SUN
5335113	Z3E2	ALLEN, TONYA A	ZONE 3 RELIEF EVENING MIDWATCH -Z3E2-13	7P-5A	WED/FRI
5340000	RL3A	HOLBROOK, MICHAEL P	ZONE 3 1ST RELIEF LT	7A-3P	TUE/WED
5380000	RL3C	HELDER, MARC W	ZONE 3 3RD SHIFT RELIEF LT	11P-7A	TUE/WED
	CMD6		ZONE 6 COMMANDER		
	L6A		ZONE 6 A CO LIEUTENANT		
5511100	S11A	STRENG, MATTHEW L	11 PRECINCT A CO - SGT	6A-2P	FRI/SAT
5511101	11A1	LEISTER, GARY P	11 PRECINCT A CO - 11A1	6A-2P	SAT/SUN
5511102	11A2	SULLIVAN, GERALD T	11 PRECINCT A CO - 11A2	6A-2P	SUN/MON
5511103	11A3	MANCINI, JENNIFER A	11 PRECINCT A CO - 11A3	6A-2P	MON/TUE
5511104	11A4	ULRICH, MICHAEL F	11 PRECINCT A CO - 11A4	6A-2P	TUE/WED
5511105	11A5	CAUDILL, CHAD V	11 PRECINCT A CO - 11A5	6A-2P	WED/THU
5511106	11A6	HAZLERIG, SAMUEL L	11 PRECINCT A CO - 11A6	6A-2P	THU/FRI
5511107	11A7	WRIGHT, MARK A	11 PRECINCT A CO - 11A7	6A-2P	FRI/SAT
5511108	11A8	KAISER, KERRY E	11 PRECINCT A CO - 11A8	6A-2P	SAT/SUN
5511109	11A9	NONE	11 PRECINCT A CO - 11A9	6A-2P	TUE/WED
5511110	11A10	YOUNGER, MARK A	11 PRECINCT A CO - 11A10	6A-2P	THU/FRI
5511200	S12A	AYRES, JASON T	12 PRECINCT A CO - SGT	7A-3P	THU/FRI
5511201	12A1	DAVIDSON, SCOTT A	12 PRECINCT A CO - 12A1	7A-3P	SAT/SUN
5511202	12A2	EVERHART, ERIC T	12 PRECINCT A CO - 12A2	7A-3P	SUN/MON
5511203	12A3	TURNER, TRAVIS L	12 PRECINCT A CO - 12A3	7A-3P	MON/TUE
5511204	12A4	VEGH, BRIAN R	12 PRECINCT A CO - 12A4	7A-3P	TUE/WED
5511205	12A5	BATOG, MICHAEL S	12 PRECINCT A CO - 12A5	7A-3P	WED/THU
5511206	12A6	NIEDERKOH, JEREMY J	12 PRECINCT A CO - 12A6	7A-3P	THU/FRI
5511207	12A7	SHEPHERD, ROBERT J	12 PRECINCT A CO - 12A7	7A-3P	FRI/SAT
5511208	12A8	YANKOVICH, KEVIN R	12 PRECINCT A CO - 12A8	7A-3P	SUN/MON
5511209	12A9	KENNEDY, JEFFREY L	12 PRECINCT A CO - 12A9	7A-3P	FRI/SAT
5511210	12A1	SIERS, NICHOLAS C	12 PRECINCT A CO - 12A10	7A-3P VAR	TUE/WED
5211300	S13A	SIFORD, SCOTT A	13 PRECINCT A CO - SGT	7A-3P	SAT/SUN
5211301	13A1	ABEL, KEITH J	13 PRECINCT A CO - 13A1	7A-3P	SAT/SUN
5211302	13A2	DRAKE, BRETT M	13 PRECINCT A CO - 13A2	7A-3P	SUN/MON
5211303	13A3	DEERWESTER, MATTHEW K	13 PRECINCT A CO - 13A3	7A-3P	MON/TUE
5211304	13A4	VALISKI, JOSEPH J	13 PRECINCT A CO - 13A4	7A-3P	TUE/WED
5211305	13A5	LAVENDER, PATRICK J	13 PRECINCT A CO - 13A5	7A-3P	WED/THU
5211306	13A6	NEAL, MICHAEL A	13 PRECINCT A CO - 13A6	7A-3P	THU/FRI
5211307	13A7	DRIPPS, HEIDI A	13 PRECINCT A CO - 13A7	7A-3P	FRI/SAT
5211308	13A8	GIBSON, SCOTT P	13 PRECINCT A CO - 13A8	7A-3P	SAT/SUN

5-ZONE 990 PLAN
DISPLACEMENT ROSTER

5211309	13A9	PENNY, MARIO A	13 PRECINCT A CO - 13A9	7A-3P	WED/THU
5211310	13A1	LEMANSKI, MICHAEL T	13 PRECINCT A CO - 13A10	7A-3P VAR	MON/TUE
	S23A		23 PRECINCT A CO		
	23A1		23 PRECINCT A CO		
	23A2		23 PRECINCT A CO		
	23A3		23 PRECINCT A CO		
	23A4		23 PRECINCT A CO		
	23A5		23 PRECINCT A CO		
	23A6		23 PRECINCT A CO		
	23A7		23 PRECINCT A CO		
	23A8		23 PRECINCT A CO		
	23A9		23 PRECINCT A CO		
	S96D-A		ZONE 6 DAY MIDWATCH		
	Z6D1		ZONE 6 DAY MIDWATCH		
	Z6D2		ZONE 6 DAY MIDWATCH		
	Z6D3		ZONE 6 DAY MIDWATCH		
	Z6D4		ZONE 6 DAY MIDWATCH		
	Z6D5		ZONE 6 DAY MIDWATCH		
	Z6D6		ZONE 6 DAY MIDWATCH		
	S96D-B		ZONE 6 DAY MIDWATCH		
	Z6D7		ZONE 6 DAY MIDWATCH		
	Z6D8		ZONE 6 DAY MIDWATCH		
	Z6D9		ZONE 6 DAY MIDWATCH		
	Z6D10		ZONE 6 DAY MIDWATCH		
	Z6D11		ZONE 6 DAY MIDWATCH		
	Z6D12		ZONE 6 DAY MIDWATCH		
	L6B		ZONE 6 B CO LIEUTENANT		
5521100	S11B	SCOTT, ZACHARY D	11 PRECINCT B CO - SGT	2P-10P	FRI/SAT
5521101	11B1	KROPP, KENNETH R.	11 PRECINCT B CO - 11B1	2P-10P	SAT/SUN
5521102	11B2	PERKINS, JESSE E	11 PRECINCT B CO - 11B2	2P-10P	SUN/MON
5521103	11B3	GOODWIN, RUFUS I	11 PRECINCT B CO - 11B3	2P-10P	MON/TUE
5521104	11B4	JONES, COLIN	11 PRECINCT B CO - 11B4	2P-10P	TUE/WED
5521105	11B5	NONE	11 PRECINCT B CO - 11B5	2P-10P	WED/THU
5521106	11B6	HALE, J C	11 PRECINCT B CO - 11B6	2P-10P	THU/FRI
5521107	11B7	CHAMPLIN, COREY	11 PRECINCT B CO - 11B7	2P-10P	FRI/SAT
5521108	11B8	BEATTY, KYLE J	11 PRECINCT B CO - 11B8	2P-10P	MON/TUE
5521109	11B9	JOHNSON, ANTHONY L	11 PRECINCT B CO - 11B9	2P-10P	TUE/WED
5521110	11B1	BATEMAN, ERIK P	11 PRECINCT B CO - 11B10	2P-10P	TUE/WED
5521111	11B1	WOODS, EMANUEL	11 PRECINCT B CO - 11B11 WALKIE	2P-10P	SUN/MON
5521112	11B1	URIOSTEGUI JR., VICENTE	11 PRECINCT B CO - 11B12 WALKIE	2P-10P	SUN/MON
5521113	11B1	SALSGIVER, JOEY E	11 PRECINCT B CO - 11B13 WALKIE	2P-10P	WED/THU
5521114	11B1	SNYDER, DANIEL D	11 PRECINCT B CO - 11B14 WALKIE	2P-10P	WED/THU
5521115	11B1	BADOIS, PAUL III F	11 PRECINCT B CO - 11B15	2P-10P VAR	SUN/MON
5521116	11B1	LUBELL, STEPHANIE A	11 PRECINCT B CO - 11B16	2P-10P VAR	THU/FRI
5521117	11B1	MOREFIELD, LEVON R.	11 PRECINCT B CO - 11B17	2P-10P VAR	WED/THU
5521200	S12B	VAN DOP, JOSHUA D	12 PRECINCT B CO - SGT	3P-11P	SUN/MON
5521201	12B1	WEISE, DANIEL	12 PRECINCT B CO - 12B1	3P-11P	SAT/SUN
5521202	12B2	PANEK, TRACEY R	12 PRECINCT B CO - 12B2	3P-11P	SUN/MON
5521203	12B3	ESCHENBURG, MICHAEL	12 PRECINCT B CO - 12B3	3P-11P	MON/TUE
5521204	12B4	WEEKS, SHAWN M	12 PRECINCT B CO - 12B4	3P-11P	TUE/WED
5521205	12B5	BAUCHMOYER, JASON E	12 PRECINCT B CO - 12B5	3P-11P	WED/THU
5521206	12B6	HILL, AMANDA K	12 PRECINCT B CO - 12B6	3P-11P	THU/FRI
5521207	12B7	TEIGA, JUSTIN	12 PRECINCT B CO - 12B7	3P-11P	FRI/SAT
5521208	12B8	CULL, KYLE	12 PRECINCT B CO - 12B8	3P-11P	MON/TUE
5521209	12B9	MCDONALD, AARON	12 PRECINCT B CO - 12B9	3P-11P	TUE/WED
5521210	12B1	HILGENBERG, JORDAN M	12 PRECINCT B CO - 12B10	3P-11P	WED/THU
5521211	12B1	LEE, RYAN B	12 PRECINCT B CO - 12B11 WALKIE	3P-11P	SUN/MON
5521212	12B1	LEMAK, FRANK B.	12 PRECINCT B CO - 12B12 WALKIE	3P-11P	SUN/MON
5521213	12B1	DOVER, MATTHEW	12 PRECINCT B CO - 12B13	3P-11P VAR	TUE/WED
5521214	12B1	JALLAQ, OTTA	12 PRECINCT B CO - 12B14	3P-11P VAR	TUE/WED
5521215	12B1	YANDRICH, DIANNE C	12 PRECINCT B CO - 12B15	3P-11P VAR	THU/FRI

5-ZONE 990 PLAN
DISPLACEMENT ROSTER

5521216	12B1	SKINNER, JONATHAN M	12 PRECINCT B CO - 12B16	3P-11P VAR	SUN/MON
5521217	12B1	NONE	12 PRECINCT B CO - 12B17	3P-11P VAR	WED/THU
5221300	S13B	ODOM, CHRISTOPHER	13 PRECINCT B CO - SGT	3P-11P	SAT/SUN
5221301	13B1	GAWRONSKI, JOEL T	13 PRECINCT B CO - 13B1	3P-11P	SAT/SUN
5221302	13B2	BECKER, BRIAN M	13 PRECINCT B CO - 13B2	3P-11P	SUN/MON
5221303	13B3	NONE	13 PRECINCT B CO - 13B3	3P-11P	MON/TUE
5221304	13B4	CURMODE III, JOSEPH C	13 PRECINCT B CO - 13B4	3P-11P	TUE/WED
5221305	13B5	MCMILLEN, MARK T	13 PRECINCT B CO - 13B5	3P-11P	WED/THU
5221306	13B6	CASTO, SETH E	13 PRECINCT B CO - 13B6	3P-11P	THU/FRI
5221307	13B7	SEBASTIANO, ANTHONY W	13 PRECINCT B CO - 13B7	3P-11P	FRI/SAT
5221308	13B8	HUNTER, STEPHEN E	13 PRECINCT B CO - 13B8	3P-11P	SUN/MON
5221309	13B9	HETZEL, NICHOLAS	13 PRECINCT B CO - 13B9	3P-11P	TUE/WED
5221310	13B1	NONE	13 PRECINCT B CO - 13B10	3P-11P	WED/THU
5221311	13B1	MOTTINGER, ALEX	13 PRECINCT B CO - 13B11 WALKIE	3P-11P	MON/TUE
5221312	13B1	REAPER, NICHOLAS	13 PRECINCT B CO - 13B12 WALKIE	3P-11P	MON/TUE
5221313	13B1	DUPLER, DANNY J	13 PRECINCT B CO - 13B13 WALKIE	3P-11P	SUN/MON
5221314	13B1	DERDZINSKI, PIOTR J	13 PRECINCT B CO - 13B14 WALKIE	3P-11P	SUN/MON
5221315	13B1	NONE	13 PRECINCT B CO - 13B15	3P-11P VAR	SUN/MON
5221316	13B1	ROSE, STEVEN I	13 PRECINCT B CO - 13B16	3P-11P VAR	TUE/WED
5221317	13B1	NONE	13 PRECINCT B CO - 13B17	3P-11P VAR	WED/THU
5221318	13B1	NONE	13 PRECINCT B CO - 13B18	3P-11P VAR	WED/THU
	S23B		23 PRECINCT B CO		
	23B1		23 PRECINCT B CO		
	23B2		23 PRECINCT B CO		
	23B3		23 PRECINCT B CO		
	23B4		23 PRECINCT B CO		
	23B5		23 PRECINCT B CO		
	23B6		23 PRECINCT B CO		
	23B7		23 PRECINCT B CO		
	23B8		23 PRECINCT B CO		
	23B9		23 PRECINCT B CO		
	23B10		23 PRECINCT B CO		
	23B11		23 PRECINCT B CO		
	23B12		23 PRECINCT B CO		
	25B13		23 PRECINCT B CO		
	CRT		CRT 6 SERGEANT		
	CRT1		ZONE 6 CRT		
	CRT2		ZONE 6 CRT		
	CRT3		ZONE 6 CRT		
	CRT4		ZONE 6 CRT		
	CRT5		ZONE 6 CRT		
	CRT6		ZONE 6 CRT		
	CRT7		ZONE 6 CRT		
	CRT8		ZONE 6 CRT		
	L6C		ZONE 6 C CO LIEUTENANT		
5531100	S11C	MASON, STEPHEN M	11 PRECINCT C CO - SGT	10P-6A	THU/FRI
5531101	11C1	ARAUCO, CARRIE M	11 PRECINCT C CO - 11C1	10P-6A	SAT/SUN
5531102	11C2	HALBUR, KEVIN M	11 PRECINCT C CO - 11C2	10P-6A	SUN/MON
5531103	11C3	WHARTON, THOMAS R.	11 PRECINCT C CO - 11C3	10P-6A	MON/TUE
5531104	11C4	BRIGHT, BRANDON	11 PRECINCT C CO - 11C4	10P-6A	TUE/WED
5531105	11C5	TACKETT, JAMES H	11 PRECINCT C CO - 11C5	10P-6A	WED/THU
5531106	11C6	GILROY, JAMES P	11 PRECINCT C CO - 11C6	10P-6A	THU/FRI
5531107	11C7	BURDETTE, TRAVIS D	11 PRECINCT C CO - 11C7	10P-6A	FRI/SAT
5531108	11C8	KENNEDY, GARRETT B	11 PRECINCT C CO - 11C8	10P-6A	SUN/MON
5531109	11C9	ZIMMERMAN, TRICIA	11 PRECINCT C CO - 11C9	10P-6A	MON/TUE
5531110	11C1	BISHOP IV, CHARLES W	11 PRECINCT C CO - 11C10	10P-6A	TUE/WED
5531111	11C11	HENSLEY, MAGGIE	11 PRECINCT C CO - 11C11	10P-6A	WED/THU
5531200	S12C	COLLIER, RICHARD B	12 PRECINCT C CO - SGT	11P-7A	SAT/SUN
5531201	12C1	FINCH, DONALD J	12 PRECINCT C CO - 12C1	11P-7A	SAT/SUN
5531202	12C2	MOREAU, DAVID A	12 PRECINCT C CO - 12C2	11P-7A	SUN/MON
5531203	12C3	Goodrich, Jonathon	12 PRECINCT C CO - 12C3	11P-7A	MON/TUE

5-ZONE 990 PLAN
DISPLACEMENT ROSTER

5531204	12C4	TRIPP,NATHAN P	12 PRECINCT C CO - 12C4	11P-7A	TUE/WED
5531205	12C5	WILSON,NATHAN L	12 PRECINCT C CO - 12C5	11P-7A	WED/THU
5531206	12C6	PRAY,ANTHONY C	12 PRECINCT C CO - 12C6	11P-7A	THU/FRI
5531207	12C7	CARTER, JAQUE B	12 PRECINCT C CO - 12C7	11P-7A	FRI/SAT
5531208	12C8	LAIRD,MICHAEL R	12 PRECINCT C CO - 12C8	11P-7A	SUN/MON
5531209	12C9	NONE	12 PRECINCT C CO - 12C9	11P-7A	MON/TUE
5531210	12C10	Connair,Sean	12 PRECINCT C CO - 12C10	11P-7A	TUE/WED
5531211	12C11	LIVELY,PAUL S	12 PRECINCT C CO - 12C11	11P-7A	WED/THU
5231300	S13C	JONES, DOUGLAS A	13 PRECINCT C CO - SGT	11P-7A	SAT/SUN
5231301	13C1	GIBSON, KRAIG L	13 PRECINCT C CO - 13C1	11P-7A	SAT/SUN
5231302	13C2	JARRELL,JOSHUA K	13 PRECINCT C CO - 13C2	11P-7A	SUN/MON
5231303	13C3	DURR,ANDREW	13 PRECINCT C CO - 13C3	11P-7A	MON/TUE
5231304	13C4	CRAIG,RYAN	13 PRECINCT C CO - 13C4	11P-7A	TUE/WED
5231305	13C5	DERWACTER,DUANE D	13 PRECINCT C CO - 13C5	11P-7A	WED/THU
5231306	13C6	ASCH, STEPHEN E	13 PRECINCT C CO - 13C6	11P-7A	THU/FRI
5231307	13C7	STUBBLEFIELD, ROBERT T	13 PRECINCT C CO - 13C7	11P-7A	FRI/SAT
5231308	13C8	HOSTETTLER,CHRISTOPHER A	13 PRECINCT C CO - 13C8	11P-7A	SUN/MON
5231309	13C9	SEXTON,JUSTIN J.	13 PRECINCT C CO - 13C9	11P-7A	MON/TUE
5231310	13C10	MENARD,RORY	13 PRECINCT C CO - 13C10	11P-7A	TUE/WED
5231311	13C11	WEST,ZACHARIAH	13 PRECINCT C CO - 13C11	11P-7A	WED/THU
	S23C		23 PRECINCT C CO		
	23C1		23 PRECINCT C CO		
	23C2		23 PRECINCT C CO		
	23C3		23 PRECINCT C CO		
	23C4		23 PRECINCT C CO		
	23C5		23 PRECINCT C CO		
	23C6		23 PRECINCT C CO		
	23C7		23 PRECINCT C CO		
	23C8		23 PRECINCT C CO		
	23C9		23 PRECINCT C CO		
	23C10		23 PRECINCT C CO		
	S96E-A		ZONE 6 EVENING MIDWATCH		
	Z6E1		ZONE 6 EVENING MIDWATCH		
	Z6E2		ZONE 6 EVENING MIDWATCH		
	Z6E3		ZONE 6 EVENING MIDWATCH		
	Z6E4		ZONE 6 EVENING MIDWATCH		
	Z6E5		ZONE 6 EVENING MIDWATCH		
	Z6E6		ZONE 6 EVENING MIDWATCH		
	Z6E7		ZONE 6 EVENING MIDWATCH		
	Z6E8		ZONE 6 EVENING MIDWATCH		
	Z6E9		ZONE 6 EVENING MIDWATCH		
	S96E-B		ZONE 6 EVENING MIDWATCH		
	Z6E10		ZONE 6 EVENING MIDWATCH		
	Z6E11		ZONE 6 EVENING MIDWATCH		
	Z6E12		ZONE 6 EVENING MIDWATCH		
	Z6E13		ZONE 6 EVENING MIDWATCH		
	Z6E14		ZONE 6 EVENING MIDWATCH		
	Z6E15		ZONE 6 EVENING MIDWATCH		
	Z6E16		ZONE 6 EVENING MIDWATCH		
	Z6E17		ZONE 6 EVENING MIDWATCH		

City of Columbus, Ohio
Division of Police



Communications Report

DIVISION OF POLICE

Intra-Divisional

February 8, 2017

TO: Kimberley K Jacobs, Chief of Police
FROM: Lieutenant Marc H. Dopp #5093, Communications Bureau
SUBJECT: Patrol Redistricting- Implementation of 6 Patrol Zone

Ma'am:

Every day our dispatchers sits at their assigned dispatch channels, they are met with a variety of challenges. The largest challenge they face is the increased number of calls for service and the increased amount of self-initiated officer activity. It is not uncommon for a dispatcher to manage upwards of 40 separate patrol units and various other specialty units on one radio talk group. Dispatchers are skilled employees who know how to multitask and adapt. The increased workload is taxing their skills and abilities and that can have detrimental consequences for themselves and the officers they serve. Because of the demands of service and increase in the number of units managed, it is crucial that a solution be implemented to make it a safer environment for all involved.

Presently, there is no nationally recognized standard with respect to the amount of work a dispatcher should manage. However, the National Emergency Number Association (NENA) has voiced its opinion on this very issue. NENA unofficially states there are four categories to monitor to determine when it is appropriate to add another talk group in any given situation. The four categories are:

- Time on radio (greater than 30% of a given time period is too much)
- Agency geographical requirements
- Units/frequencies
- Service volume and duration. (Tegtmeyer & Wooten, 2014)

Although NENA has not made these standards official, PSAP's should not ignore NENA's recommendations. NENA has produced numerous nationally acclaimed standards that Public Safety Answering Points (PSAP).

TIME ON RADIO

The Communications Bureau has collected recent *time on radio* reports that document the number of seconds each talk group is in use on a monthly basis. As can be predicted, time on radio increases as the weather gets warmer and decreases when the weather turns colder.

Additionally, time on radio increases around 1:00PM and starts to decrease between 12:00AM and 1:00AM. Knowing these two facts, the attached graphs were created to show the busiest hours, between 1:00PM and 12:00AM. (Waugh, 2017)

The data clearly indicates that all five Patrol zones routinely operate at the 25% mark and several times throughout the year, Zone 1, Zone 2, and Zone 3 have gone over the 30% mark. When analyzing the data, the more important realization is that we are above maximum capacity on three of the five existing dispatching channels. As stated above, the 30% standard is NENA's benchmark to split a radio talk group. This tends to indicate that a manageable talk group should be working in the 15% *time on radio* range.

AGENCY GEOGRAPHICAL REQUIREMENTS

According to Columbus Business First, the City of Columbus will add approximately 622,906 within the next 25 years. (Buchanan, 2016) Columbus is considered the fastest growing metropolitan area in Ohio. In addition to the population growth, the city continues to annex property into the city and this increases our jurisdiction.

Patrol zone dispatchers main task is to dispatch incoming calls for service based on priority. To effectively complete that task, the dispatcher must have a firm understanding of the geography of the zone they are working to make correct decisions on which units to dispatch. As the precincts add additional streets, it makes it more difficult for the dispatcher and at times creates confusion. Additionally, as each patrol zone continues to increase in size, response resources are pulled further out to incidents and at times create difficulty in directing those resources.

UNITS/FREQUENCIES

The Communications Bureau used the last six months of CAD data to review the span of control (units managed) by the zone dispatcher. (Waugh, 2017), Second Half Span of Control per Dispatcher,) the report is broken down into five sections. The first three sections represent first, second, and third shift. The fourth section provides data for all shifts, excluding shift change. The last section provides data for city wide units. City-wide units comprise units from the Investigative Subdivision, Traffic Bureau, K9, and other bureaus that are not bound by geographical constraints like Patrol. That data also includes special duty officers. One important note is the full hours of the day that overlapped any shift change were excluded to avoid counting units twice. The data revealed:

- An average of 46.00 overall units managed per shift per day by each zone dispatcher
- An average of 7.63 citywide units managed per shift per day by each zone dispatcher
- The highest number of units managed was 85.26 units between 4PM and 9PM on Zone 1
- The lowest number of units managed was 38.10 units between 8AM and 1PM on Zone 3
- All Shift Average by Month indicates that Zone 1 and Zone 5 are equal at 59.64 units (All shift average takes all shifts and averages them for the month, providing the average number of units managed.)
- All Shift Average by Month indicates that Zone 3 is the lowest at 48.33 units (All shift average takes all shifts and averages them for the month, providing the average number of units managed.)

Frequencies represent the number of radio talk groups each dispatcher manages at one time. The current make-up only allows the dispatcher to monitor the main talk group and patrol tactical channels. Dispatchers are highly encouraged to only monitor the main talk group and only use patrol tactical A at their discretion. In my opinion, the current structure is working as designed and there is no need to change.

VOLUME and DURATION

The number of incidents remains constant. In 2015, there were 647,515 incidents created in CAD. In 2016 there were 648,653 incidents, which equal less than a one percent increase. Average incidents per zone equal 129,730. The average time to dispatch a priority one incident was 38 seconds. This is a strong improvement over 2015 where the average time to dispatch a priority one incident was 1 minute and 21 seconds.

Key Findings

As stated, time on radio for all five (5) existing dispatching channels averages around the 25% mark and has increased steadily in the last three years. Talk time, coupled with having to monitor activity 53 plus units per zone, one dispatcher can only do so much. The mission of the Communications Bureau is to provide a quality and valuable service to the officers and citizens but these numbers are proof that expansion is needed.

Recommendation

Two several years ago, the Communications Bureau presented to the patrol Commanders and idea to add a 6th Patrol zone. The thought at the time was to only add a talk group and not add the structure of an additional patrol zone due to budgetary constraints. Initial discussions were very thought provoking and it was decided that additional data needed to be examined before making any decisions to move the proposal forward. Subsequently, the Patrol Commanders have been working on solutions and I was asked to provide data to illustrate the current workload of the zone dispatchers. That being said, it is my opinion that the solution begins with the addition of a 6th Patrol Zone, whether it consists of adding a new zone chain of command structure, adding a Zone 6 talk group, or both. The Zone 6 talk group would be formed by dividing the existing 5 zones and putting 3 precincts on zone 6. Whatever the solution, the Communications Bureau is committed to assisting the Patrol Subdivisions.

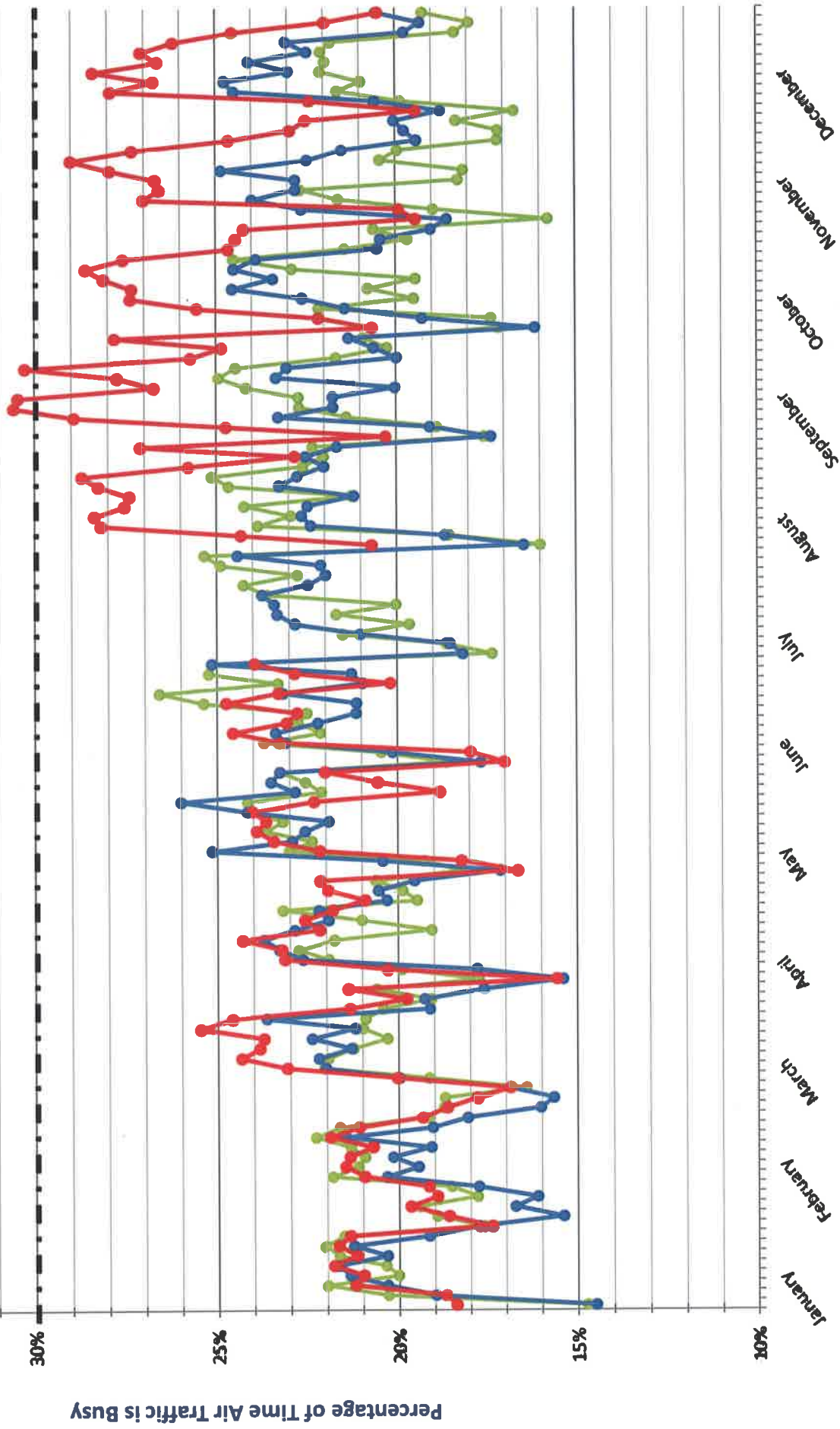
Respectfully submitted,

Lieutenant Marc H. Dopp #5093

Works Cited

- Buchanan, D. (2016, October 11). Columbus Region to Grow Fastest in Ohio, Becoming State's Biggest by 2025. *Columbus Business First*. Retrieved from Bizjournal:
<http://www.bizjournals.com/columbus/news/2016/10/11/columbus-region-to-grow-fastest-in-ohio-becoming.html>
- City of Columbus, Support Services Division. (2014 to 2016). *Time on Radio*.
- Deborah Spence, B. W. (n.d.). *Guidelines for Starting and Operating a New Police Department*. Retrieved from U.S. Department of Justice: <https://ric-zai-inc.com/Publications/cops-p109-pub.pdf>
- Tegtmeyer, B., & Wooten, T. (2014, March). Center Manager Certification Program. Marysville, Ohio: National Emergency Number Association.
- Ty Wooten, ENP. (2013, February). Center Manager Certificate Program. *Center Manager Certificate Program Power Point*. Washington D.C., United States: National Emergency Number Association (NENA).
- Waugh, L. (2017). *2016 Second Half Span of Control per Dispatcher*. Columbus: City of Columbus Division of Police.
- Waugh, L. (2017). *Radio Air Traffic Per Zone between 1:00PM to 12:00AM*.

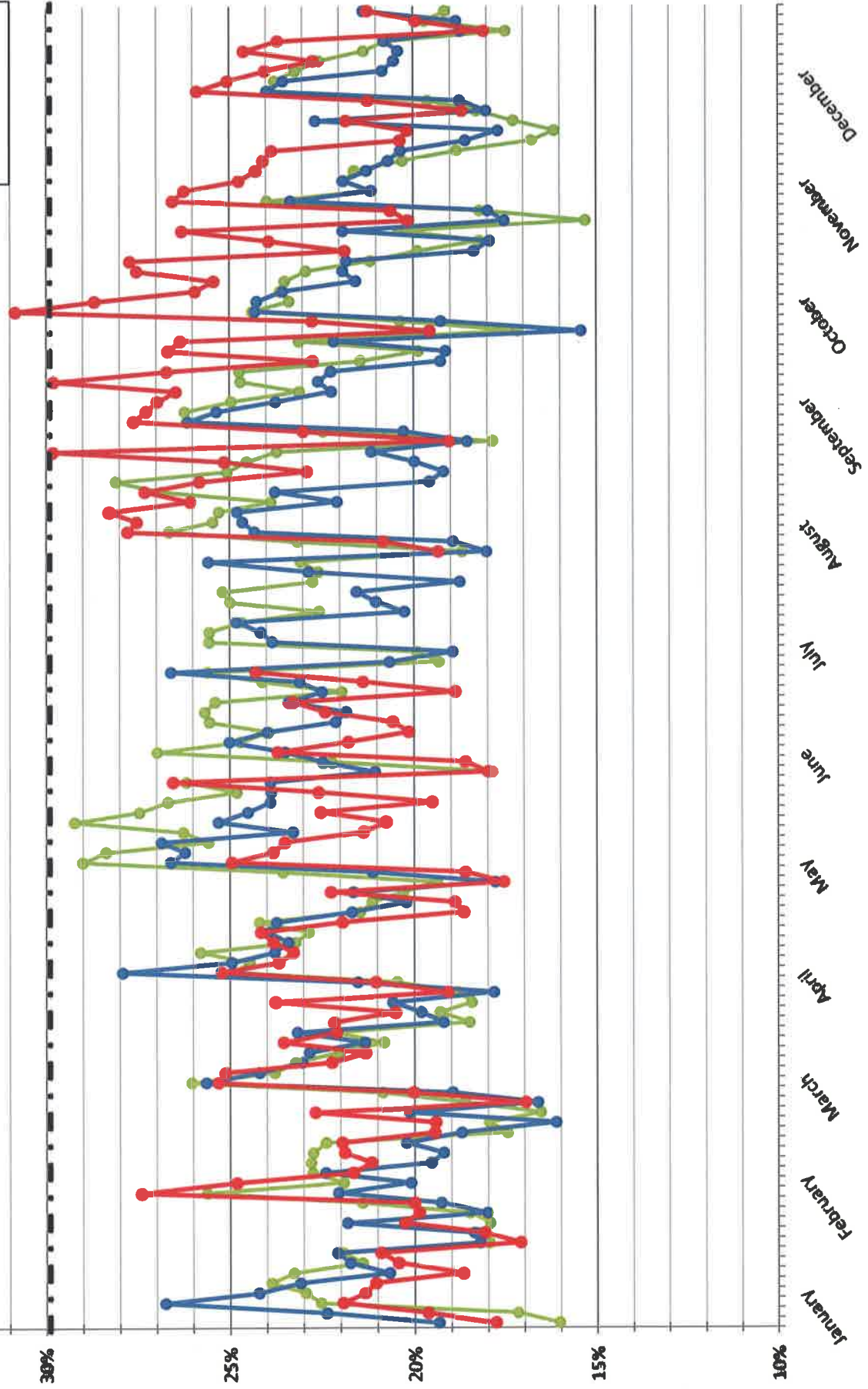

Zone 1 Radio Air Traffic between 1:00pm and 12:00am



Month of the Year between 1:00pm and 12:00am

Zone 2 Radio Air Traffic between 1:00pm and 12:00am

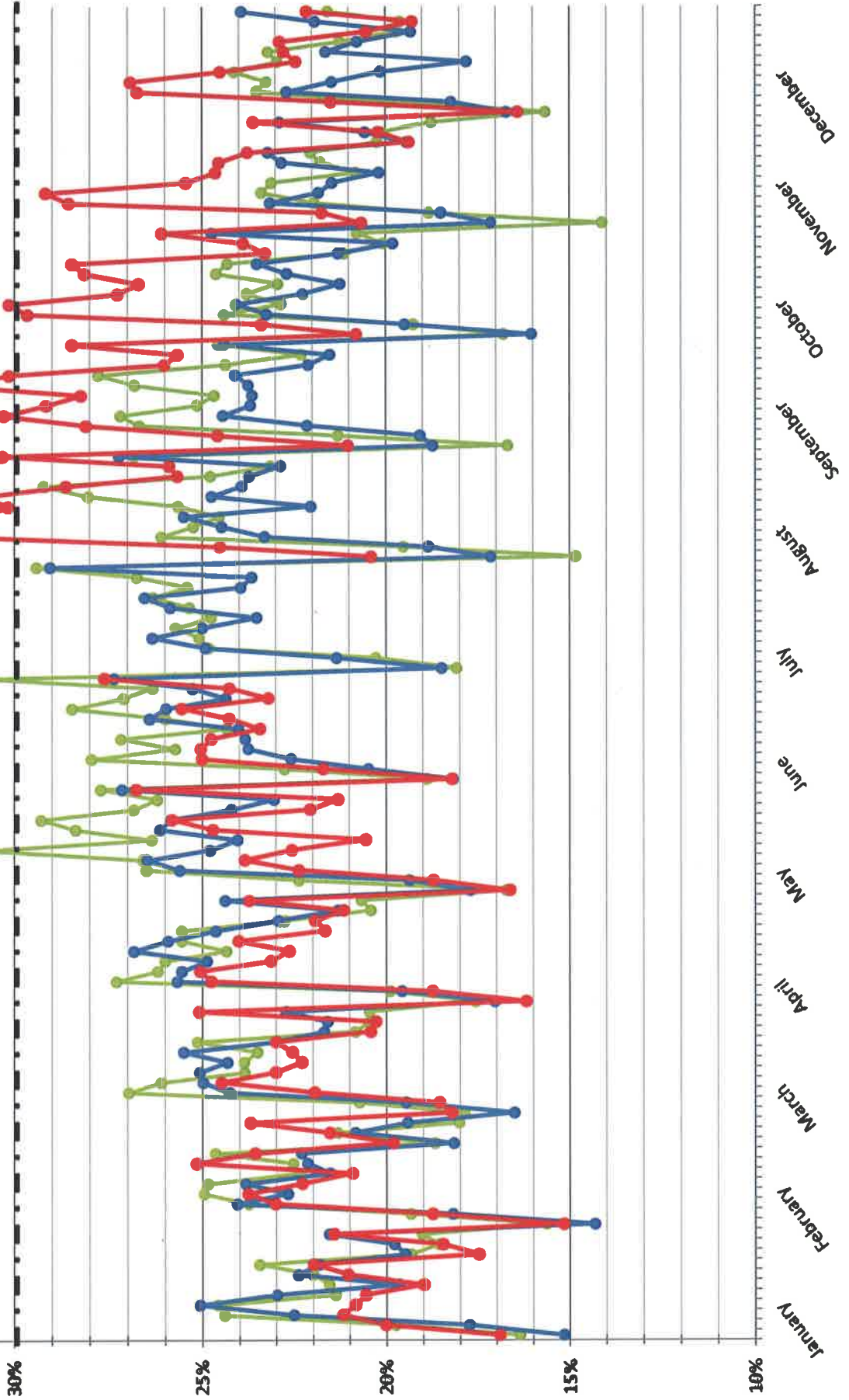
Percentage of Time Air Traffic is Busy



Month of the Year between 1:00pm and 12:00am

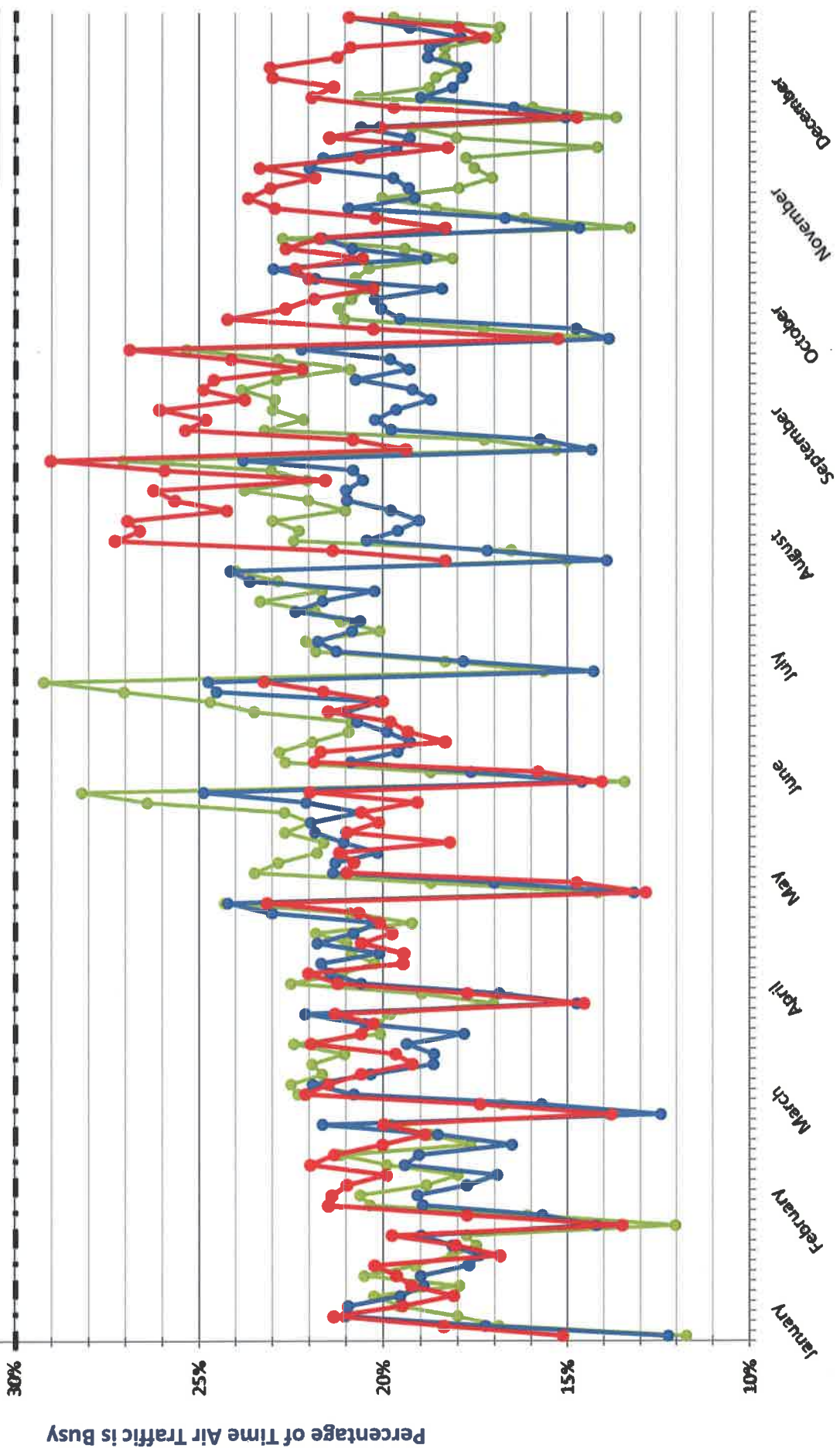
Zone 3 Radio Air Traffic between 1:00pm and 12:00am

Percentage of Time Air Traffic is Busy



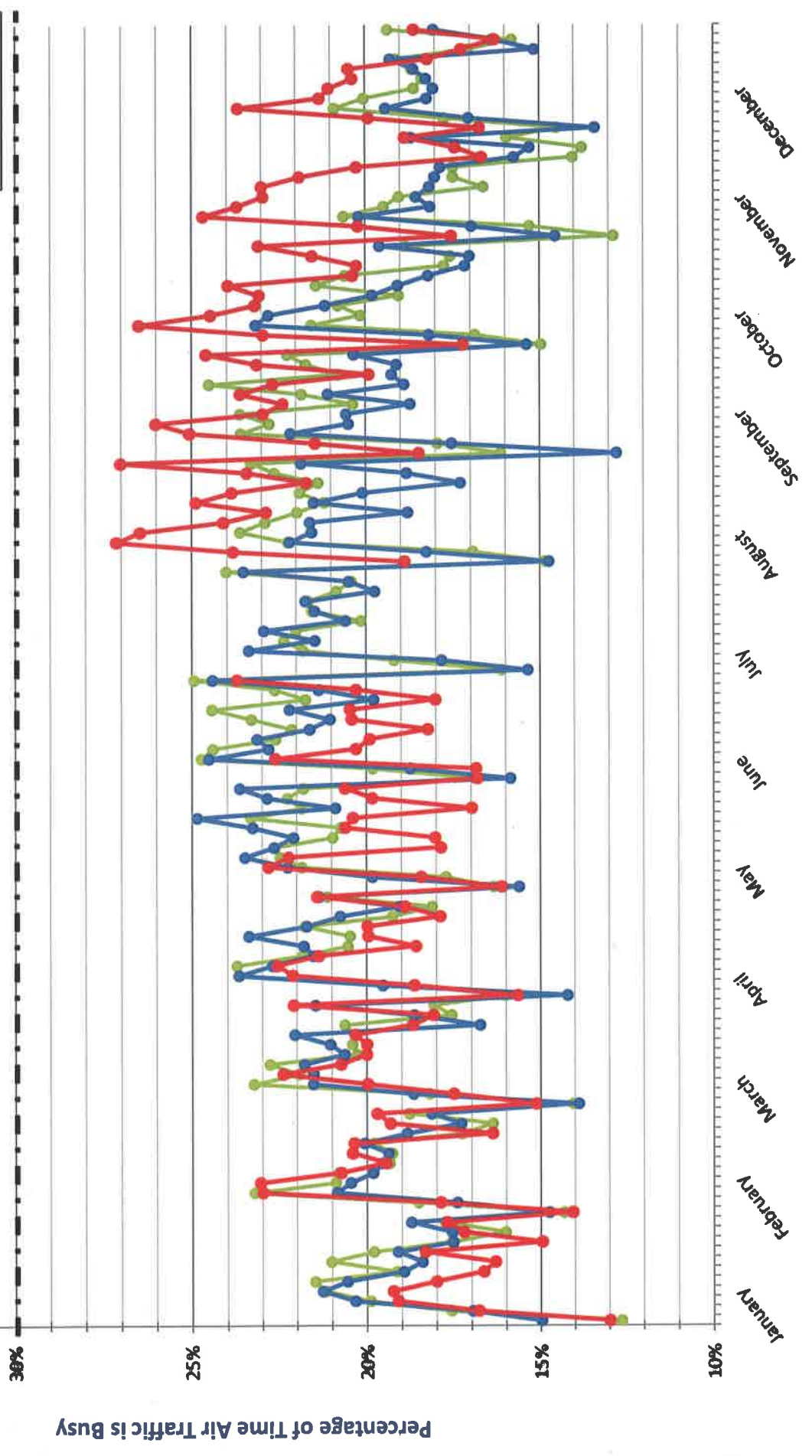
Month of the Year between 1:00pm and 12:00am

Zone 4 Radio Air Traffic between 1:00pm and 12:00am



Month of the Year between 1:00pm and 12:00am

Zone 5 Radio Air Traffic between 1:00pm and 12:00am



Month of the Year between 1:00pm and 12:00am

